

2023-24 SCHEDULE / RESULTS

DATE	DAY	ARK RANK	OPP RANK	OPPONENT	TV	RESULT	ALL-TIME (CT)
Nov. 6	Mon	14/14	--	ALCORN STATE	SEC+	W	93 59
Fayetteville, Ark. // Bud Walton Arena - Nolan Richardson Court							
Nov. 10	Fri	14/14	--	GARDNER-WEBB	SEC+	W	86 68
Fayetteville, Ark. // Bud Walton Arena - Nolan Richardson Court							
Nov. 13	Mon	14/14	--	OLD DOMINION	SEC+	W	86 77
Fayetteville, Ark. // Bud Walton Arena - Nolan Richardson Court							
Nov. 17	Fri	14/14	--	UNC GREENSBORO	SEC+	L	72 78
Fayetteville, Ark. // Bud Walton Arena - Nolan Richardson Court							
BAD BOY MOWERS BATTLE 4 ATLANTIS							
Nov. 22	Wed	20/RV	--	vs Stanford	ESPN	W	201 77 74
Paradise Island, Bahamas // Imperial Arena							
Nov. 23	Thurs	20/RV	R/R	vs Memphis	ESPN	L	79 84
Paradise Island, Bahamas // Imperial Arena							
Nov. 24	Fri	20/RV	14/14	vs North Carolina	ESPN2	L	72 87
Paradise Island, Bahamas // Imperial Arena							
Nov. 29	Wed	R/R	7/7	DUKE	ESPN	W	80 75
Fayetteville, Ark. // Bud Walton Arena - Nolan Richardson Court							
Dec. 4	Mon	R/R	--	FURMAN	SEC+	W	97 83
Fayetteville, Ark. // Bud Walton Arena - Nolan Richardson Court							
Dec. 9	Sat	R/R	19/22	vs Oklahoma	ESPN2	L	70 79
Tulsa, Okla. // BOK Center							
Dec. 16	Sat	--	--	vs LIPSCOMB	SEC+	W	69 66
North Little Rock, Ark. // Simmons Bank Arena							
Dec. 21	Thurs	--	--	ABILENE CHRISTIAN	SEC Network	W	83 73
Fayetteville, Ark. // Bud Walton Arena - Nolan Richardson Court							
Dec. 30	Sat	--	--	UNC WILMINGTON	SEC Network	W	106 90
Fayetteville, Ark. // Bud Walton Arena - Nolan Richardson Court							
Jan. 6	Sat	--	25/24	AUBURN *	ESPN2	L	51 83
Fayetteville, Ark. // Bud Walton Arena - Nolan Richardson Court							
Jan. 10	Wed	--	--	at Georgia *	ESPN	L	66 76
Athens, Ga. // Stegeman Coliseum							
Jan. 13	Sat	--	--	at Florida *	ESPN	L	68 90
Gainesville, Fla. // Exactech Arena at Stephen C. O'Connell Center - Billy Donovan Court							
Jan. 16	Tues	--	--	TEXAS A&M *	SEC Network	W	78 77
Fayetteville, Ark. // Bud Walton Arena - Nolan Richardson Court							
Jan. 20	Sat	--	--	SOUTH CAROLINA *	SEC Network	L	64 77
Fayetteville, Ark. // Bud Walton Arena - Nolan Richardson Court							
Jan. 24	Wed	--	--	at Ole Miss *	ESPN	L	51 77
Oxford, Miss. // Sandy and John Black Pavilion at Ole Miss							
Jan. 27	Sat	--	6/6	KENTUCKY *	ESPN	5:00 pm	
Fayetteville, Ark. // Bud Walton Arena - Nolan Richardson Court							
Jan. 31	Wed	--	--	at Missouri *	SEC Network	7:30 pm	
Columbia, Mo. // Mizzou Arena							
Feb. 3	Sat	--	--	at LSU *	ESPN/2	11:00 am	
Baton Rouge, La. // Pete Maravich Assembly Center - Dale Brown/Sue Gunter Court							
Feb. 10	Sat	--	--	GEORGIA *	SEC Network	5:00 pm	
Fayetteville, Ark. // Bud Walton Arena - Nolan Richardson Court							
Feb. 14	Wed	--	--	TENNESSEE *	ESPN2	8:00 pm	
Fayetteville, Ark. // Bud Walton Arena - Nolan Richardson Court							
Feb. 17	Sat	--	--	at Mississippi State *	ESPN	1:00 pm	
Starkville, Miss. // Humphrey Coliseum							
Feb. 20	Tues	--	--	at Texas A&M *	ESPN	6:00 pm	
Bryan-College Station, Texas // Reed Arena							
Feb. 24	Sat	--	--	MISSOURI *	ESPN/2	11:00 am	
Fayetteville, Ark. // Bud Walton Arena - Nolan Richardson Court							
Feb. 27	Tues	--	--	VANDERBILT *	SEC Network	8:00 pm	
Fayetteville, Ark. // Bud Walton Arena - Nolan Richardson Court							
Mar. 2	Sat	--	--	at Kentucky *	CBS	12:30 pm	
Lexington, Ky. // Rupp Arena at Central Bank Center - Cawood's Court							
Mar. 6	Wed	--	--	LSU *	SEC Network	6:00 pm	
Fayetteville, Ark. // Bud Walton Arena - Nolan Richardson Court							
Mar. 9	Sat	--	--	at Alabama *	ESPN	11:00 am	
Tuscaloosa, Ala. // Coleman Coliseum							

SEC TOURNAMENT

Mar. 13-17	SEC TOURNAMENT
Nashville, Tenn. // Bridgestone Arena	

NCAA TOURNAMENT 1st & 2nd Rounds

Mar. 21 & 23	Charlotte • Omaha Pittsburgh • Spokane
Mar. 22 & 24	Brooklyn • Indianapolis Salt Lake City • Memphis

NCAA REGIONALS

Mar. 28 & 30	EAST: Boston • WEST: Los Angeles
Mar. 29 & 31	SOUTH: Dallas • MIDWEST: Detroit

NCAA FINAL FOUR

Apr. 6	SEMIFINALS
Apr. 8	CHAMPIONSHIP
Phoenix, Ariz. // State Farm Stadium	

ARKANSAS RAZORBACKS

GAME 209: ARKANSAS RAZORBACKS vs KENTUCKY WILDCATS

Jan. 27, 2024 • Saturday • 5:00 pm (CT) • Fayetteville, Ark. • Bud Walton Arena/Nolan Richardson Court (19,200)



OVERALL
SEC

ARKANSAS
RAZORBACKS

Eric Musselman (San Diego '87)
at UA: 105-51 (5th yr)

Collegiate: 215-85 (9th yr)



OVERALL
SEC

#6/6 KENTUCKY
WILDCATS

John Calipari (Clarion, 1982)
at UK: 401-117 (15th yr)

Career: 846-257 (32nd yr)

Versus Kentucky

- Arkansas and Kentucky have met on 48 previous occasions, all but four coming since Arkansas joined the SEC (1991-92).
- Kentucky owns a 34-14 advantage in the series, including a 30-14 mark in SEC games. In games played in Fayetteville, Kentucky took a 9-8 lead with a win last season.
- Kentucky snapped a three-game losing streak to the Razorbacks with an 88-79 victory in Bud Walton Arena in the 2022-23 season finale. Earlier in the season, Arkansas took down the Wildcats, 88-73 in Rupp Arena.
- This is the first of two meetings between the programs this season and the second straight season the two teams play twice in a season.
- ^ This is just the third time since Arkansas joined the SEC that the Razorbacks and Wildcats face each other twice in the regular season.
- ^ The only other time came in 2013-14 when Arkansas swept Kentucky with a pair of overtime victories. First, Arkansas beat #13 Kentucky in Fayetteville (Jan. 14, 2014). Then, the Razorbacks handed the 17th-ranked Wildcats a 71-67 setback in Rupp Arena (Feb. 27, 2014).
- ^ This is the 10-year anniversary of Michael Qualls' game-winning dunk at the buzzer which is being celebrated on HOGS+ "Walk on Air."

Versus #6

- Arkansas is 7-11 all-time versus teams ranked #6 in AP poll, including a 4-3 mark in Fayetteville. Of note, the last time Arkansas face the AP #6 team was Kentucky, a 75-73 victory on Feb. 26, 2022 in Bud Walton Arena.

ESPN GAMEDAY Makes 1st Trip to Bud Walton Arena

- Bud Walton Arena – the Basketball Palace of Mid-America – will add another milestone to its illustrious resume when ESPN GameDay broadcasts live from Nolan Richardson Court on Saturday from 10-11 am (CT).
- It's 20th season, GameDay is making its first trip to Bud Walton Arena. (Note: Football GameDay was on the Arkansas campus in 2006 for the Arkansas-Tennessee game, a game Arkansas won.)
- GameDay's trip to Bud Walton Arena is the show's first on-campus visit for the 2023-24 season.

Mark Misses Ole Miss; Brazile Misses 2nd Half

- Arkansas was without its leading scorer – Tramon Mark – at Ole Miss due to migraines. He also missed the Duke win after injuring himself versus North Carolina in the Battle 4 Atlantis.
- The Razorbacks' leading rebounder – Trevon Brazile – missed the second half with knee soreness. Brazile came off the bench for the first time this season and played just 12 minutes. However, he still tied for the team lead with four rebounds.

Overcoming Previous Tough Starts

- Arkansas has a history of tough starts in SEC play, only to turn the season around to reach three straight Sweet 16's, including two Elite 8's.
- ^ 2020-21: Arkansas won its SEC opener, but **started SEC play 2-4**, including a 31-point loss at Alabama (90-59) for its fourth loss. After that, Arkansas won its next 12 SEC games including a victory over Missouri in the SEC Tournament. (NOTE: Arkansas lost at Oklahoma State during the 12-game SEC win streak as part of the SEC-Big 12 Challenge). Arkansas reached the Elite 8 before falling to eventual champion Baylor.
- ^ 2021-22: Arkansas **started 0-3** in SEC play before winning its next 8 SEC games (nine overall with a victory over West Virginia in the SEC-Big 12 Challenge), and won 14 of its final 15 SEC games overall (including a win over #1 Auburn). The only loss was a 68-67 setback at Alabama. Arkansas reached the Elite 8 after beating #1 overall seed Gonzaga in the Sweet 16.
- ^ 2022-23: Arkansas lost its SEC opener and **started 1-5 in SEC play**. Then, Arkansas won five straight SEC games (with a loss at Baylor in the SEC-Big 12 Challenge) and seven of nine to get to 8-7 in league play.

TV: ESPN
Dan Shulman (PxP)
Jay Bilas (Analyst)
Jess Sims (Reporter)

RADIO: Learfield Razorback Sports Network
Chuck Barrett (PxP)
Matt Zimmerman (Analyst)

Arkansas Gameday App

Sirius: 382 // XM: 382
SKM App/Online Channel 972

Westwood One Radio
Lance Meadow and Steve Lappas

SERIES INFO:	ALL	SEC
OVERALL ... (ARK-OPP)	14-34	14-30
Home:	8-9	8-9
Away:	5-15	5-13
Neutral: .. (ARK-OPP)	1-10	1-8
MOST RECENT MEETINGS:		
02/27/14	-1/7 W 71-67	(OT) A
02/28/15	18/1 L 84-67	A
03/15/15	21/1 L 78-63	N (Nashville)
01/21/16	-1/23 L 80-66	H
01/07/17	-1/6 L 97-71	A
03/12/17	-1/8 L 82-65	N (Nashville)
02/20/18	L 87-72	H
02/26/19	-1/4 L 70-66	A
01/18/20	-1/10 L 73-66	H
02/09/21	W 81-80	A
02/26/22	18/6 W 75-73	H
02/07/23	W 88-73	A
03/04/23	-1/23 L 88-79	H

'23-24 NCAA STAT COMPARISON (BOLD = Leads Conf)			
76.2	132nd	Scoring Off.	89.9 1st
77.5	309th	Scoring Def.	77.3 305th
-1.3	260th	Scoring Margin	+12.6 32nd
.444	197th	FG%	.498 11th
.427	140th	FG% Def.	.424 123rd
.323	247th	3PT%	.400 8th
6.3	286th	3PT Made/Gm	9.9 19th
.337	214th	3PT% Def.	.320 108th
26.3	6th	FTA/Gm	19.7 164th
.717	159th	FT%	.751 50th
18.8	7th	FT Made/Gm	14.8 124th
35.9	182nd	Reb./Gm	38.0 90th
-1.7	279th	Reb. Margin	+1.3 168th
0.98	265th	A/TO Ratio	1.81 4th
11.5	296th	Assists/Gm	18.3 10th
-1.3	272nd	TO Margin	+2.9 45th
10.5	308th	TO Forced	12.8 135th
11.8	148th	TO/Gm	9.9 25th
19.5	30th	Fouls/Gm	15.9 99th
6.6	3rd	Blocks/Gm	5.7 9th
5.2	317th	Steals/Gm	8.1 67th
31.9	13th	Bench Pts/Gm	28.8 25th

DEVO NEARING RARE TRIPLE
Davonte Davis is seven assists from a rare Razorback career triple of 1,000 points, 500 rebounds & 300 assists. Todd Day is the only other Hog to reach each of those three benchmarks.

DEVO DAVIS 1,061 pts 501 rebs 293 assists
TODD DAY 2,395 pts 673 rebs 319 assists

NOTE: Davis is already just the 9th Razorback to reach 900+ points, 400+ rebounds, 200+ assists & 100+ steals

THE RAZORBACKS

THE RAZORBACKS								Wing Span	Standing Reach	MAX Vertical	
No.	Name	Pos.	Yr.	Ht.	Wt.	Hometown	High School / Previous School				
0	Khalif Battle	KAY-lif	G	Grad. Sr. (2)	6-5	185	Hillside, N.J.	Trenton Catholic / Temple	6' 4.5"	8' 0"	39.0"
1	Keyon Menifield Jr.	Men-EE-field	G	So. (3)	6-1	150	Flint, Mich.	PHHoenix Prep (Ariz.) / Washington	6' 5.5"	8' 0.5"	41.5"
2	Trevon Brazile	Trev-In "Brazil"	F	R-So. (3)	6-10	220	Springfield, Mo.	Kickapoo HS / Missouri	7' 2.5"	9' 0"	42.5"
3	El Ellis		G	Grad. Sr. (1)	6-3	180	Durham, N.C.	Quality Education Academy / Louisville	6' 4"	8' 0.5"	37.5"
4	Davonte "Devo" Davis		G	Sr. (2)	6-4	185	Jacksonville, Ark.	Jacksonville HS	6' 7"	8' 2"	36.5"
5	Joseph Pinion	PIN-yun	G	So. (3)	6-5	190	Morrilton, Ark.	Morrilton HS	6' 6.5"	8' 3.5"	39.0"
6	Layden Blocker		G	Fr. (4)	6-2	175	Little Rock, Ark.	Sunrise (Kan.) Christian Academy	6' 5.5"	8' 1"	45.0"
7	Denijay Harris	Duh-nah-SHAY	F	Grad. Sr. (1)	6-7	200	Columbus, Miss.	Columbus HS / Southern Miss	6' 11.5"	8' 7.5"	40.5"
8	Chandler Lawson		F	Grad. Sr. (1)	6-8	210	Memphis, Tenn.	Wooddale HS / Memphis	7' 7"	9' 4"	28.5"
10	Baye Fall	"BAY"	F	Fr. (4)	6-11	200	Dakar, Senegal	Accelerated Schools (Denver)	7' 5"	9' 4"	34.5"
11	Jalen Graham		F	5th-Yr Sr. (1)	6-10	220	Phoenix, Ariz.	Mountain Pointe HS / Arizona State	7' 2.5"	9' 0"	36.5"
12	Tramon Mark	Truh-Mon	G	Jr. (3)	6-6	185	Dickinson, Texas	Dickinson HS / Houston	6' 8"	8' 6"	36.0"
15	Makhi Mitchell	Ma-KI	F/C	Sr. (2)	6-10	240	Washington, D.C.	Woodrow Wilson HS / Rhode Island	7' 4"	9' 0"	38.5"
21	Cade Arbogast		G	Grad. Sr. (1)	6-3	175	Concord, Calif.	De La Salle HS / Lane (Ore.) CC	6' 2.5"	8' 0"	29.0"
24	Jeremiah Davenport		G	Grad. Sr. (1)	6-6	215	Cincinnati, Ohio	Hargrave (Va.) Military Acad. / Cincinnati	6' 9.5"	8' 8"	36.0"
45	Lawson Blake		F	Jr. (2)	6-10	240	Fayetteville, Ark.	Fayetteville HS / Link Year (Mo.) Prep	6' 6.5"	8' 8.5"	31.0"

() - Number in parenthesis indicates total years of eligibility remaining including this season

Head Coach: Eric Musselman (San Diego, 1987)

Assistant Coach: Anthony Ruta (Arizona State, 2012) • **pronounced R00-tah**

Assistant Coach: Keith Smart (Indiana, 1995)

Assistant Coach: Michael Musselman (San Diego, 2018)

Assistant Coach: Todd Lee (South Dakota, 1986)

Assistant Coach: Ronnie Brewer Jr. (Arkansas, 2015)

Director of Internal Operations: Riley Hall (Arkansas, 2016)

Graduate Assistants: Alec Kagan • Jackson Lee • Matthew Musselman • Tony Hall • Austin Howard • Reid Roberts • Jonathan Steelman • Joey White

Assistant Director for Basketball Operations: Caleb Cline (South Dakota, 2020)

Assistant Dir. of Recruiting & Scouting: Blake Wetherington (Murray State, 2017)

Senior Advisor to the Head Coach: Matt White (Boston Univ., 1993)

Special Assistant to the Head Coach: Tommy Abdenour (Utah, 2012)

Coordinator of Creative Content: Ryan Witthoff (Florida State, 2022)

Head Athletic Trainer: Matt Townsend (Idaho, 2017)

Head Strength Coach: Dave Richardson (Louisiana-Monroe, 1989)



#0 Khalif BATTLE
ARK: Food, Nutrition & Health • Temple
'23: Adult & Organizational Devel.



#1 Keyon MENIFIELD Jr.
Communications



#2 Trevon BRAZILE
Communications



#3 El ELLIS
ARK: Arts & Sciences
Louisville '23: Sport Management



#4 Davonte "Devo" DAVIS
Recreation & Sport Management



#5 Joseph PINION
Arts & Sciences



#6 Layden BLOCKER
Arts & Sciences



#7 Denijay HARRIS
ARK: Arts & Sciences
Southern Miss '23: Liberal Studies



#8 Chandler LAWSON
ARK: Educational Studies • Memphis
'23: Interdisciplinary Studies



#10 Baye FALL
Arts & Sciences



#11 Jalen GRAHAM
Sociology



#12 Tramon MARK
Sociology



#15 Makhi MITCHELL
Sociology



#21 Cade ARBOGAST
2nd Degree: Arts & Sciences
ARK '23: Communications



#24 Jeremiah DAVENPORT
ARK: Arts & Sciences • Cincy '23:
Interdisciplinary Studies



#45 Lawson BLAKE
Exercise Sciences



Eric MUSSELMAN
Head Coach



Anthony RUTA
Assistant Coach



Keith SMART
Assistant Coach



Michael MUSSELMAN
Assistant Coach



Todd LEE
Assistant Coach



Ronnie BREWER Jr.
Assistant Coach



Riley HALL
Dir. of Internal Ops



Caleb CLINE
Asst Dir. of Ops



Blake WETHERINGTON
Asst Dir. Scouting/Recruiting



Matt WHITE
Senior Advisor to Head Coach



Tommy ABDENOUR
Special Asst. to the Head Coach



Ryan WITTHOFF
Coord. of Creative Content

Most Wins Among SEC Since Muss Arrival

- Since Eric Musselman's arrival, Arkansas leads the SEC in overall wins (105), overall home wins (68) while ranking among the NCAA leader in overall wins as well. **THRU 01/24/24**

TOTAL WINS	TOTAL SEC WINS	HOME WINS	SEC HOME WINS	NEUTRAL WINS
ARK 105	BAMA 54	ARK 68	BAMA 32	BAMA 21
BAMA 105	UK 53	TENN 64	AUB 31	ARK 20
AUB 103	AUB 49	AUB 64	TENN 30	MS ST 20
TENN 101	TENN 48	UK 63	UK 30	TENN 17
UK 96	ARK 42	LSU 59	ARK 28	AUB 17
MS ST 90	FLA 41	BAMA 59	LSU 26	FLA 17
A&M 88	A&M 39	MS ST 56	MS ST 25	LSU 16
LSU 87	LSU 37	A&M 55	FLA 25	A&M 11
FLA 83	MS ST 37	UGA 54	A&M 22	MIZ/MISS 9

Arkansas, Houston, Gonzaga and UCLA are the only four teams to reach the NCAA Sweet 16 in each of the last three seasons

Arkansas lost its final three SEC games (at #2 Alabama, at #12 Tennessee and vs #23 Kentucky). Arkansas beat Auburn in the SEC Tournament to help secure an NCAA berth and reached the Sweet 16 – upsetting #1 seed Kansas in the second round – before falling to eventual champion UConn.

Hogs 3rd in the NCAA in Blocked Shots

- Arkansas had 8 rejections at Ole Miss (thanks to three from Joseph Pinion), but remained at #3 in the NCAA rankings.
 - After recording 9 blocked shots in the win vs Texas A&M, Arkansas jumped two spots to lead the NCAA in blocked shots (6.7 avg.). The Hogs only had three blocked shots versus South Carolina to slip back to 3rd in the NCAA but still led the SEC.
 - In losses at Georgia and at Florida, Arkansas blocked seven and eight shots, respectively.
- Arkansas has had at least one player with 3 blocked shots in 11 of the 19 games and 5 of the 6 SEC games.
- Interestingly, ARKANSAS HAS NO PLAYERS IN THE NCAA TOP 140 NOR IN THE SEC TOP 8 but is the only team with 3 players among the SEC top 10 in blocked shots and four in the top 15.
 - Trevon Brazile ranks 8th in the SEC in total blocked shots (24) and 9th blocks per game (1.26).
 - Chandler Lawson ranks 10th in the SEC in total blocked shots (22) and 10th blocks/gm (1.16).
 - Makhi Mitchell, who had three blocked shots at Georgia and Florida, is 10th with 22 blocked shots and 10th at 1.16 blocks/gm.
 - Jalen Graham ranks 13th in the SEC with 0.93 blocked shots per game.
- Arkansas has had at least six blocked shots in 12 games this season including three times with double-digit rejections.
 - The Hogs had 15 blocked shots in the Gardner-Webb game
 - 5 blocked shots by Trevon Brazile and 4 by Makhi Mitchell.
- The 15 rejections were the most by an Eric Musselman-coached college team, T-3rd in Razorback history and the most by the Razorbacks in 32 years.
 - Arkansas recorded 10 blocked shots in the win over Duke (6 by Chandler Lawson).
 - Arkansas recorded 10 blocked shots in the win over Furman (3 each by Chandler Lawson and Layden Blocker).
- Lawson's six blocked shots versus Duke ties for 2nd-most by an SEC player this season.
- With five rejections in a game, Brazil (vs GWU) & Lawson (Stanford) are tied for 4th-most by an SEC player this season.

Hogs Top 10 in the NCAA in Free Throw Attempts; FTA's Are A Muss Must

- Arkansas was just 4-of-8 at the free throw line versus Lipscomb and dropped from among the NCAA top 5 in FT made and FT attempts to a season-low top 15 (falling from 3rd to 13th in attempts and 5th to 14th in makes).
 - The 4 free throws made vs Lipscomb ties for the fewest by the Razorbacks in the Musselman era, making just 4-of-7 in a 99-73 win at Georgia (02/02/22) and making just 4-of-7 in an 81-77 loss at Oklahoma State (01/30/21).
- The Hogs returned to form by going 22-of-28 vs Abilene Christian and 33-of-43 vs UNCW.
 - Arkansas was 31-of-40 at the line vs Texas A&M with the 31 makes ranking 6th-most by the Hogs in an SEC game.
- Arkansas attempted at least 20 free throws and made at least 15 free throws in 16 of 19 games this season.
 - Arkansas ranks 6th in the NCAA (FIRST in the SEC) in free throw attempts (26.3 avg.).
 - Arkansas ranks 7th in the NCAA (FIRST in the SEC) in free throws made (18.8 avg.).
- Muss' college teams have ranked among the NCAA top 20 in FTA in each of his first eight years.
 - Arkansas led the NCAA in FTA in 2021-22 and Nevada led the NCAA in free throws made (730) in 2015-16.
- Below are Musselman's teams' ranking in the NCAA (first) and in their respective leagues (second) in the categories:

	'15-16	'16-17	'17-18	'18-19	'19-20	'20-21	'21-22	'22-23	'23-24
FT Att	2 / 1	13 / 1	16 / 2	16 / 1	8 / 2	5 / 1	1 / 1	17 / 3	6 / 1
FT Made	1 / 1	24 / 2	9 / 2	17 / 1	3 / 1	2 / 1	1 / 1	30 / 4	7 / 1

INDIVIDUALLY

- 2016-17 Jordan Caroline (Nevada): 10th in NCAA in FT Att (251)
- 2017-18 Jordan Caroline (Nevada): 8th in NCAA in FT Att (251)
- 2019-20 Mason Jones (Arkansas) led the NCAA in free throws made (233) and attempted (282)
- 2020-21 Moses Moody (Arkansas) ranked 2nd in the NCAA in free throws made (151) and attempted (186)
- 2021-22 Four Razorbacks ranked among the SEC top 15 in free throws made
- 2022-23 Ricky Council IV (Arkansas) ranked 11th in the NCAA in FT made and 18th in FT att

Bench Warmers

- ARKANSAS RANKS 13th in the NCAA (3rd in the SEC) in BENCH SCORING (31.89 ppg)
 - That number was bolstered in the Abilene Christian win as Arkansas scored 62 of its 83 points from the bench.
- Coach Muss teams (Nevada and Arkansas) are 107-19 when out-scoring opponents' bench.
 - Arkansas in the Muss era is 54-18 when out-scoring opponents' bench ... Five the losses have come this year:
 - Memphis (54-18) • Oklahoma (51-27) • Florida (36-29) • South Carolina (22-17) • Ole Miss (29-15)
- Arkansas has scored 40-plus points off the bench six times this season.
 - 62 of 83 pts vs ACU 25 by Mark/18 by Battle/11 by Menifield
 - 53 of 70 pts vs Oklahoma 13 by Battle/12 by Davenport
 - 51 of 97 pts vs Furman 25 by Battle
 - 49 of 93 pts vs Alcorn State 21 by Battle




Suits & Sneakers Gala NWA 2023

- Under the direction of Danyelle Musselman and a goal of \$600,00, the MEN'S BASKETBALL PROGRAM HELPED RAISE \$842,000 for the AMERICAN CANCER SOCIETY (10/13/23).
- It was the third-straight year the Musselmans chaired the event.
- On Jan. 23, 2023, Danyelle Musselman, was presented the St. George Award by the American Cancer Society for her work as a philanthropic leader in the community and for helping raise over one million dollars with the Suits and Sneakers campaign in 2022-23. The St. George Award is one of the highest volunteer honors of the American Cancer Society.

HOGS HELP UNITED WAY

- Arkansas hosted Purdue for a charity exhibition game on Oct. 28. The game was a sell out despite not part of the 2023-24 Arkansas season ticket package and all fans having to purchase a ticket for the game.
- On Dec. 4, during the Furman game, the athletics department presented a check for \$254,694 to Arkansas 211, part of the United Way, and will help those affected by tornadoes in Arkansas this past spring.
- Arkansas won the game, 81-77, in overtime versus the Boilermakers.



PLAYER MISCELLANEOUS STATS

* - Indicates played in some games but redshirted that season

LED HIS TEAM IN SCORING (INCLUDES TIES)

Player	19-20	20-21	21-22	22-23	23-24	Career
Battle	0	5	6 *	15	7	33
Blocker	-	-	-	-	1	1
Brazile	-	-	0	2 *	0	2
Davenport	0	7	12	5	0	24
Davis	-	3	1	8	0	12
Ellis	JC	JC	5	21	1	27
Graham	0	0	3	4	0	7
Harris	RS	0	0	2	0	2
Mark	-	0	2 *	4	8	14
Menifield	-	-	-	4	2	6
Mitchell	0	0	4	0	0	4

LED HIS TEAM IN REBOUNDING (INCLUDES TIES)

Player	19-20	20-21	21-22	22-23	23-24	Career
Battle	0	4	1 *	5	1	11
Brazile	-	-	7	5 *	10	22
Davenport	0	3	10	11	0	24
Davis	-	2	0	5	2	9
Ellis	JC	JC	0	0	1	1
Graham	0	6	8	2	1	17
Harris	RS	3	0	10	0	13
Lawson	4	0	0	5	1	10
Mark	-	1	0 *	1	3	5
Mitchell	0	2	15	12	2	31

LED HIS TEAM IN ASSISTS (INCLUDES TIES)

Player	19-20	20-21	21-22	22-23	23-24	Career
Battle	1	3	0	4	0	8
Blocker	-	-	-	-	3	3
Brazile	-	-	0	0	0	0
Davenport	0	2	2	5	1	10
Davis	-	6	10	8	6	30
Ellis	JC	JC	3	30	5	38
Graham	0	0	3	1	1	5
Harris	RS	0	1	0	0	1
Lawson	2	0	0	1	2	5
Mark	-	1	1 *	2	3	7
Menifield	-	-	-	17	2	19
Mitchell	0	0	5	3	2	10

DOUBLE-FIGURE SCORING GAMES

Player	19-20	20-21	21-22	22-23	23-24	Career
Battle	2	8	6 *	23	9	48
Blocker	-	-	-	-	2	2
Brazile	-	-	4	6 *	8	18
Davenport	0	12	23	13	3	51
Davis	-	14	13	19	5	51
Ellis	-	-	13	28	4	45
Graham	1	9	15	6	2	33
Harris	RS	1	3	14	0	17
Lawson	1	1	0	3	1	6
Mark	-	10	2 *	20	13	45
Menifield	-	-	-	15	3	18
Mitchell	1	1	19	10	1	33
Pinion	-	-	-	3	2	5

DOUBLE FIGURE REBOUNDING GAMES

Player	19-20	20-21	21-22	22-23	23-24	Career
Battle	0	3	0 *	0	0	3
Brazile	-	-	1	2 *	3	6
Davenport	0	1	3	0	0	4
Davis	-	0	0	3	1	4
Graham	0	3	1	0	0	4
Harris	RS	3	0	3	0	6
Lawson	1	0	0	1	2	4
Mark	-	0	0 *	0	1	1
Mitchell	0	1	10	3	1	15

DOUBLE FIGURE ASSISTS GAMES

Player	19-20	20-21	21-22	22-23	23-24	Career
Ellis	JC	JC	0	1	0	1

DOUBLE-DOUBLES

Player	19-20	20-21	21-22	22-23	23-24	Career
Battle	0	3	0 *	0	0	3
Brazile	-	-	0	2 *	3	5
Davenport	0	1	3	0	0	4
Davis	-	0	0	2	0	2
Ellis	JC	JC	0	1	0	1
Graham	0	3	1	0	0	4
Harris	RS	0	0	3	0	3
Lawson	1	0	0	0	0	1
Mark	-	0	0 *	0	1	1
Mitchell	0	1	7	2	1	11

TRIPLE-DOUBLES

Player	19-20	20-21	21-22	22-23	23-24	Career
..						

^ 46 of 69 pts vs Lipscomb 17 by Mark/12 By Mitchell/11 by Graham

^ 40 of 86 pts vs Gardner-Webb 21 by Battle

• Khalif Battle – who has been the sixth-man a team-best nine times and led the Hogs in scoring six times – averages 11.5 ppg to account for a majority of the Razorbacks' bench points.

• **The 62 points off the bench vs Abilene Christian ties for the most by the Razorbacks in the Musselman era.**

^ Arkansas also score 62 bench points in a 142-62 win over Mississippi Valley State in the 2020-21 opener.

• **In the Musselman era, 5 of the top 6 bench scoring games have come this year.**

^ The other time was when Arkansas scored 48 bench points in a win over Hofstra in 2020-21.

50% FG

• **Arkansas has shot at least 50% from the field in 7 of 19 games this season.**

• As a comparison, Arkansas only shot at least 50% from the field in

^ 11 of 36 gms in 2022-23

^ 7 of 37 gms in 2021-22

^ 8 of 32 gms in 202-21

^ 4 of 32 gms in 2019-20

Sharing the Ball Equals Success; Except for Loss at Ole Miss

• It seems simple but when Arkansas has good assist totals, the outcome is good.

^ **However, in the loss at Ole Miss, Arkansas had 13 assists on 17 made baskets.**

• In the season opener, Arkansas had **20 assists (on 28 baskets) versus Alcorn State.**

^ had 17 assists (on 26 baskets) versus Duke.

^ had a season-high 21 assists (on 37 baskets) versus Furman.

^ had 17 assists (on 30 baskets) versus Lipscomb.

^ had 16 assists (on 33 baskets) versus UNCW.

Just a Minute ... or 20 ... or 40

• Arkansas has two of the top 20 players among the SEC in minutes played.

^ Tramon Mark 9th - 30.82

^ Devo Davis 16th - 30.2

• In the double-overtime win over Stanford three Razorbacks played over 40 minutes including all 10 minutes of both overtimes – Trevon Brazile (45:22), Devo Davis (45:14) and Tramon Mark (41:08).

• Versus Texas A&M, Tramon Mark played all 40 minutes while scoring a career-high 35 points and making the game winner.

• **GAMES A RAZORBACK PLAYED ALL 20 MINUTES IN A HALF** (indicates which half)

^ Devo Davis 7 ODU (2) • UNCG (2) • Stanford (2 + all 10 in OT) • Memphis (2) • Furman (2) • ACU (2) • @UGA (2)

^ Tramon Mark 6 UNCG (2) • Duke (2) • ACU (2) • @UGA (2) • TXAM (1 AND 2)

^ El Ellis 2 UNCG (2) • Duke (2)

^ Keyon Menifield 2 ACU (2) • UNCW (2)

^ Trevon Brazile 1 Memphis (2)

Blocker and Pinion Play Well in Losses

• Coach Musselman praised the efforts of Layden Blocker and Joseph Pinion in the loss at Florida and the two also had bright moments at Ole Miss.

• **BLOCKER led the team with a career-high 14 points at Florida and led the team with three assists at Ole Miss.**

^ He was a career-best 6-of-10 at the free throw line at Florida and added four rebounds and two steals.

• **DID YOU KNOW ... Blocker is tied for the team lead with 15 steals and has led the team in steals a team-best six times.**

• **PINION scored a season-high 12 points at Florida and added 10 at Ole Miss.**

^ In fact, he had only scored 16 total points in the first 16 games combined.

^ He tied a career-high by going 4-of-4 at the free throw line at Florida with his first assist of the year.

^ At Ole Miss, **Pinion blocked a career-high three shots** and had an SEC-best two assists.

^ **Pinion likes facing Ole Miss. He scored a career-high 13 points vs the Rebels last season to add to his 10 this season.**

^ **IN SEC PLAY, Pinion is 4th on the team in scoring (6.0 ppg) is 4-of-9 from 3-point range and 6-of-6 at the line.**

1,000 Point Club

• **Khalif Battle** reached the 1,000-point mark after making his first shot vs Furman – a 3-pointer with 16:07 left in the first half.

• **Davonte Davis** reached the 1,000-point mark in the Memphis game.

• **Jeremiah Davenport** reached the 1,000-point mark last season at Cincinnati.

• **El Ellis**, in his third year of Division I basketball, is just 53 points shy of 1,000 for his career.

Davis Reaches Milestone, Nearing Others

• **Davonte Davis scored 15 points versus Memphis to give him 1,001 for his Razorback career. (NOW SITS AT 1,037)**

• He became the 46th player to score 1,000 points in a Razorback uniform and the third in the Eric Musselman era, joining Mason Jones (1,146 points) and JD Notae (1,070 points).

• Davis has played **121 career games and is 10 games shy of entering the Razorback top 10** for game played. The record for games played is 139 by Lee Mayberry.

• Davis is **10 assists shy of entering the Razorback top 10**. He has 293 for his career and #10 on the list is 303 by Gary Ervin (2007-08) and Keith Wilson (1987-89).

• **Davis is fast approaching a rare career triple - 1,000 pts, 500 rebs - 300 assists - that has only been accomplished by one other Razorback - Todd Day.**

Davis 1,061 pts 501 rebs 293 assists (needs 7 assists)

Day 2,395 pts 673 rebs 319 assists

On the Mark; Has Led Team in Scoring 8x

• Tramon Mark is on the **Jerry West Shooting Guard of the Year watch list** and is living up to the billing.

^ He has led the team in scoring eight times.

^ He leads the team and ranks 5th in the SEC in scoring (17.8 ppg).

^ He is shooting 52.6% from the field to rank 5th in the league.

^ Ranks 4th in the SEC in free throws attempted (98) and 5th in free throws made (78).

• **PRIOR TO INJURY VS UNC.....**

^ **Had 21-point effort versus UNC Greensboro despite rolling his ankle early in the game.**

^ **NEXT, missed a then career-high by one point vs Stanford with 25 points, going a career-best 12-of-15 from the line.**

- Scored 19 of his 25 vs Stanford after halftime (11 in the second half and nine in the two overtimes)
- ^ **THEN, scored a career-high 34 in the loss to North Carolina**
- Scored 20 in the first half, making 8-of-8 from the field (2-of-2 3PT).
- ^ **Made the five-man All-Tournament Team despite Arkansas going 1-2 at the Battle for Atlantis**
- **AFTER THE INJURY VS UNC....**
 - ^ Missed the Duke game THEN Only scored a total of 15 points in the next two (7 vs Furman and 8 vs Oklahoma)
- **THEN, OVER HIS LAST EIGHT**
 - 19.9 pts (159 tot) • 8 in games double-digits • 3 20-plus games • including career-high 35 vs TXAM
 - 4.9 rebs (39 tot) • including his 1st career double-double with 11 vs ACU
 - 51.0 FG% (**50**-of-98) • **47.8 3PT%** (11-of-23) • 85.7 FT% (**48**-of-56)
 - 14 assists • 11 blocked shots • 7 steals

Tramon Turning It Up Non-Con vs SEC (team leader in bold)

	G	MIN	PPG	RPG	FG	3PT	FT	ASST	TO	BLK	STL
• Non-Con	12	29.7	17.0	3.3	72-130 (55.4%)	16-37 (43.2%)	44-58 (75.9%)	18	16	5	9
• SEC	5	33.4	19.8	4.6	30-64 (46.9%)	5-15 (33.3%)	34-40 (85.0%)	8	8	7	6

When 35 Was Greater Than 41

- In Arkansas' win over Texas A&M, two players from opposing team combined for 76 of the 155 points scored as Texas A&M's Wade Taylor IV had a career-high 41 points and Arkansas' Tramon Mark scored a career-high 35.
- ^ **It was the most combined points by opposing players in Bud Walton Arena history. (Record for any Arkansas game was 78 with Martin Terry's 47 points vs SMU's Sammy Hervery's 31 in 1983. Previous Bud Walton record for combined points was 66 with Rotnei Clarke's 51 and Alcorn's Tony Eackles with 15.)**
- Taylor did score 41, but he did so on 32 shot attempts (making 12 including 5 3's). He added six rebounds.
- Mark's overall performance was slightly better than Wade's and ... after all ... Mark did make score Arkansas' final 9 points including the game winner with 1.1 seconds left. His 35 points came on just 15 shot attempts while adding five rebounds and three blocked shots. Mark did most of his damage at the free throw line, going 17-of-22.
- ^ **17 FT made ties for 5th all-time and ties for 2nd in SEC game**
- ^ **22 FTA ties for 3rd all-time and ties the record for SEC game.**
- It was Mark's second 30-point game this season, getting 34 in the loss to North Carolina in the Battle 4 Atlantis.

Mark Had Best Overall Game as a Razorback in Loss at UGA

- **Tramon Mark is coming off his best overall game as a Razorback.**
- At Georgia, Mark led the team in scoring (24 points), rebounds (7) and steals (3) while tying for the team lead in assists (3) and blocked shots (3) ... **His 3 blocked shots are a career high** and while both his 3 assists and 3 steals tied season highs
- He was 10-of-10 at the free throw line and is 1-of-5 Razorbacks to go at least 10-of-10 at the free throw line in an SEC game.
- He scored 18 of his points in the second half (going 8-of-8 at the line).

Brazile Had 3 Double-Doubles in 4-Game Span (Stanford, Memphis and Duke)

- Trevon Brazile has posted five career double-doubles ... three in a four-game span this year (Stanford, Memphis and Duke).
- **He ranks 6th in the SEC in double-doubles with three.**
 - ^ Had 14 points and 17 rebounds in the double-overtime win over Stanford.
 - ^ Added 13 points and 10 rebounds versus Memphis.
 - ^ Tallied 19 points and 11 rebound in the win over Duke.
- The 17 boards vs Stanford are a career high and were the most by an SEC player this season (now 3rd most).
- Brazile did a lot of his rebounding on the offensive end in the double-doubles.
- ^ **Had 8 offensive boards in the Stanford win**
- ^ **Had 7 offensive boards in the Memphis loss**

Brazile Leads Team in Rebounds

- Trevon Brazile leads the team with 6.5 rebounds per game.
- ^ He has led the team in rebounding in 10 of 19 games.

Brazile Named SEC Player of the Week; Then Gets Injured & Was Limited vs Oklahoma

- Monday - Dec. 4, was an eventful day for redshirt sophomore Trevon Brazile.
- **First**, Brazile was named **SEC Player of the Week** for his impressive performance in the Duke win.
 - ^ Recorded a double-double with 19 points and 11 rebounds.
 - ^ Made a career-high four 3-pointers and all 11 rebounds were on the defensive end to set a career high.
 - ^ It was his third double-double in a four-game span (fifth of his career).
 - ^ His final 3-pointer made was a basket with 2:16 left to put the Hogs up 12.
 - ^ Was 4-of-5 from the field (2-of-3 from 3PT) with 11 points and six rebounds in the first half. In the second half, he was 2-of-4 (2-of-4 from 3PT) with five rebounds, eight points and both of his blocked shots.
- **Later Monday, versus Furman**, Brazile scored 13 points, making 2-of-3 from 3PT, before exiting the game with 2:41 left with a sprained ankle.
 - ^ He did start the Oklahoma game and played 15:21. However, he only played 4:13 in the second half.
 - ^ Finished with 0 points and just 1 rebound ... but he did have an assist and two steals.

Long Arms of the Law

- **Chandler Lawson, who has a 7-7 wingspan**, has 22 blocked shots this season.
 - ^ Had a then career-high five blocked shots versus Stanford.
 - **the 5 blocked shots ties for 4th-most by an SEC player this season.**
 - ^ Tallied a career-high six blocked shots versus Duke All-American Kyle Filipowski.
 - **THE 6 BLOCKED SHOTS TIES FOR 2ND-MOST MOST BY AN SEC PLAYER THIS SEASON.**
 - ^ Had three blocked shots in the win over Furman.
 - ^ BTW, in the charity exhibition vs Purdue, he had three blocked shots and three steals guarding reigning Player of the Year Zach Edey.
- **Lawson has 22 blocked shots in 19 games this season, bettering any of his previous years' totals.**
 - ^ FR at Oregon (14) SO at Oregon (12) JR at Memphis (9) SR at Memphis (19) **GradSR at Arkansas (22)**
- In addition to getting a blocked shot vs Texas A&M, Lawson dished out four assists (one shy of his career high).

TEAM MISCELLANEOUS STATS

RECORD BREAKDOWN

At Bud Walton Arena	2023-24: 7-3	Muss Era: 67-12
On The Road	2023-24: 0-3	Muss Era: 16-27
Neutral Site	2023-24: 2-3	Muss Era: 21-12
White "Razorbacks" Uni	2023-24: 2-0	Muss Era: 21-1 *
White "94 "Razorbacks" Uni	2023-24: 3-1	Muss Era: 26-8 !
White "Hog" Uni	2023-24: 2-0	Muss Era: 18-4
White "Arkansas" Uni	2023-24: 2-0	Muss Era: 10-1
White "Hog A" Uni	2023-24: 0-1	Muss Era: 3-2
White "Slobbering Hog" Uni	2023-24: 1-1	Muss Era: 1-2
Pink "Arkansas" Uni	2023-24: 0-0	Muss Era: 1-0
Cardinal "Arkansas" Uni	2023-24: 0-1	Muss Era: 10-16
Cardinal "Razorbacks" Uni	2023-24: 0-2	Muss Era: 2-5
Cardinal Camo "Arkansas" Uni	2023-24: 0-0	Muss Era: 4-0 ^^
Cardinal "Hog" Uni	2023-24: 0-1	Muss Era: 5-4 +
Cardinal "Arkansas Razorbacks" Uni	2023-24: 0-0	Muss Era: 1-1
Cardinal "Slobbering Hog" Uni	2023-24: 0-1	Muss Era: 1-2
Cardinal "94 "Razorbacks" Uni	2023-24: 0-1	Muss Era: 1-3 ~
Anthracite Uni	2023-24: 0-0	Muss Era: 1-2

* L at Vandy '23 • ! L at Baylor • ~ home W vs Fla '23
^ home W vs Fordham & Ole Miss '22-23 • + home W vs Tenn '22

GENERAL

When ARK controls tip	2023-24: 8-6	Muss Era: 70-25
When OPP controls tip	2023-24: 2-3	Muss Era: 35-26
When ARK scores first	2023-24: 7-2	Muss Era: 62-18
When OPP scores first	2023-24: 3-7	Muss Era: 43-33

LEADS AND DEFICITS

Leading at the half	2023-24: 9-1	Muss Era: 78-10
• 2023-24: home: 7-0 road: 0-0 neutral 2-1		
Trailing at the half	2023-24: 1-8	Muss Era: 21-40
• 2023-24: home: 1-1 road: 0-3 neutral 0-2		
Tied at the half	2023-24: 0-0	Muss Era: 2-1
• 2023-24: home: 0-0 road: 0-0 neutral 0-0		
'23-24 W/ 5:00 left	Leading: 9-0 Trailing: 1-9 Tied: 0-0	
• Muss Era	Leading: 93-6 Trailing: 10-43 Tied: 2-2	
'23-24 W/ 2:00 left	Leading: 9-0 Trailing: 0-9 Tied: 1-0	
• Muss Era	Leading: 95-5 Trailing: 8-42 Tied: 2-4	

GMS decided by 1-to-5 pts	2023-24: 4-1	Muss Era: 23-17
GMS decided by 6-to-10 pts	2023-24: 2-3	Muss Era: 25-16
GMS decided by 11+ pts	2023-24: 4-5	Muss Era: 57-15
Overtime games	2023-24: 0-0	Muss Era: 5-3

OFFENSE

Scoring less than 70 points	2023-24: 1-5	Muss Era: 20-25
Scoring 70-79 points	2023-24: 2-4	Muss Era: 38-20
Scoring 80-89 points	2023-24: 4-0	Muss Era: 29-6
Scoring 90-99 points	2023-24: 2-0	Muss Era: 14-0
Scoring 100+ points	2023-24: 1-0	Muss Era: 4-0
1-2 Hogs in Double Figures	2023-24: 2-5	Muss Era: 6-17
3 Hogs in Double Figures	2023-24: 5-1	Muss Era: 43-21
4 Hogs in Double Figures	2023-24: 1-3	Muss Era: 39-11
5-7 Hogs in Double Figures	2023-24: 2-0	Muss Era: 25-2
8+ Hogs in Double Figures	2023-24: 0-0	Muss Era: 1-0
At least 1 Hog Scores 20+	2023-24: 7-4	Muss Era: 52-24
2+ Hogs Score 20+	2023-24: 0-0	Muss Era: 19-9

SHOOTING PERCENTAGE

	FG PCT	3FG PCT
50% or Better (Muss Era)	7-0 (35-2)	0-0 (7-1)
49.9% - 40% (Muss Era)	1-5 (55-31)	5-0 (19-5)
39.9% - 30% (Muss Era)	2-4 (15-17)	4-2 (35-18)
29.9% or Worse (Muss Era)	0-0 (0-1)	1-7 (44-27)

REBOUNDING/TURNOVERS

Out-rebounding opponent	2023-24: 8-1	Muss Era: 65-10
Out-rebounded by opp.	2023-24: 2-8	Muss Era: 36-38
Rebounds are even	2023-24: 0-0	Muss Era: 4-3
Grabbing 10+ off reb	2023-24: 3-2	Muss Era: 53-26
Forcing 15+ turnovers	2023-24: 1-2	Muss Era: 52-22
Committing less than 15 TO	2023-24: 8-7	Muss Era: 78-28

BY MONTH

In November	2023-24: 5-3	Muss Era: 26-4
In December	2023-24: 4-1	Muss Era: 24-6
In January	2023-24: 1-5	Muss Era: 19-21
In February	2023-24: 0-0	Muss Era: 20-11
In March	2023-24: 0-0	Muss Era: 16-9
In April	2023-24: 0-0	Muss Era: 0-0

PLAYER MISCELLANEOUS STATS

20+ POINT SCORING GAMES

Player	19-20	20-21	21-22	22-23	23-24	Career
Battle	0	4	5 *	12	5	26
Brazile	-	-	0	3 *	0	3
Davenport	0	1	6	2	0	9
Davis	-	1	1	2	0	4
Ellis	JC	JC	2	13	0	15
Graham	0	0	0	1	0	1
Harris	RS	0	0	1	0	1
Mark	-	2	1 *	3	5	11
Menifield	-	-	-	5	1	5

30+/40+ POINT SCORING GAMES

Player	19-20	20-21	21-22	22-23	23-24	Career
Battle	0/0	1/0	0/0 *	0/0	0/0	1/0
Ellis	JC	JC	0/0	2/0	0/0	2/0
Mark	-	0/0	0/0 *	0/0	2/0	2/0
Menifield	-	-	-	0/0	1/0	1/0

1+/3+ THREE-POINTERS MADE IN A GAME

Player	19-20	20-21	21-22	22-23	23-24	Career
Battle	9/0	9/5	6/5 *	25/17	13/6	62/33
Brazile	-	-	10/0	5/3 *	12/1	27/4
Davenport	2/0	19/10	26/18	30/12	12/0	89/40
Davis	-	2/0	11/1	22/6	7/2	42/9
Ellis	JC	JC	21/6	26/10	7/0	54/16
Graham	0/0	0/0	1/0	0/0	0/0	1/0
Lawson	1/0	4/0	0/0	6/0	4/0	15/0
Mark	-	13/0	3/0 *	24/1	10/3	50/4
Mitchell	0	0	7/0	1/0	0/0	8/0
Menifield	-	-	-	21/18	4/2	25/20
Pinion	-	-	-	7/2	3/0	10/2

5+ REBOUNDS IN A GAME

Player	19-20	20-21	21-22	22-23	23-24	Career
Battle	0	8	2 *	10	2	22
Blocker	-	-	-	-	1	1
Brazile	-	-	16	6 *	12	34
Davenport	1	14	19	16	0	50
Davis	-	15	14	16	8	53
Ellis	JC	JC	3	2	1	6
Graham	6	9	11	7	5	38
Harris	RS	8	3	14	1	26
Lawson	10	5	3	16	5	39
Mark	-	8	0 *	22	5	35
Menifield	-	-	-	8	1	9
Mitchell	3	4	20	19	5	51
Pinion	-	-	-	1	0	1

3+/5+ ASSISTS IN A GAME

Player	19-20	20-21	21-22	22-23	23-24	Career
Battle	1/0	5/2	0/0 *	6/1	2/1	14/1
Blocker	-	-	-	-	3/1	3/1
Davenport	0/0	4/3	2/0	8/3	3/0	16/6
Davis	-	9/4	18/6	18/4	6/3	51/17
Ellis	JC	JC	7/1	25/15	5/2	37/18
Graham	2/0	0/0	8/2	1/0	0/0	11/2
Harris	RS	0/0	1/0	0/0	0/0	1/0
Lawson	6/2	1/1	0/0	2/0	1/0	10/3
Mark	-	9/2	4/0 *	10/4	3/0	26/6
Menifield	-	-	-	18/9	2/1	20/10
Mitchell	0	0	5/2	4/0	1/0	10/2
Pinion	-	-	-	1/0	0/0	1/0

3+ BLOCKS IN A GAME

Player	19-20	20-21	21-22	22-23	23-24	Career
Brazile	-	-	5 *	1	3	9
Blocker	-	-	-	-	1	1
Graham	2	4	2	1	0	9
Lawson	0	0	1	3	3	7
Mark	-	0	0 *	0	2	12
Mitchell	0	0	6	6	4	16
Pinion	-	-	-	0	1	1

3+ STEALS IN A GAME

Player	19-20	20-21	21-22	22-23	23-24	Career
Battle	0	0	0 *	2	0	2
Blocker	-	-	-	-	2	2
Davenport	0	2	1	0	0	3
Davis	-	3	3	5	1	12
Ellis	JC	JC	0	3	0	3
Graham	1	0	2	0	0	3
Harris	RS	1	0	0	0	1
Lawson	0	0	0	1	0	1
Mark	-	4	1 *	3	1	9
Menifield	-	-	-	3	3	3
Mitchell	0	0	2	4	0	6

DUNKS

Player	19-20	20-21	21-22	22-23	23-24	Career
Battle	NA	NA	NA *	NA	1	1
Blocker	-	-	-	-	4	4
Brazile	-	-	NA	12 *	22	34
Davenport	NA	NA	NA	NA	0	0
Davis	-	5	6	4	1	16
Ellis	JC	JC	NA	NA	1	1
Graham	NA	NA	NA	19	11	30
Harris	RS	NA	NA	NA	0	0
Lawson	NA	NA	NA	NA	3	3
Mark	-	NA	NA *	NA	2	2
Mitchell	NA	NA	NA	25	3	28
Pinion	-	-	-	2	1	3

* - Indicates played some games but redshirted that season



SEC PLAYERS OF THE WEEK

Trevon Brazile

Dec. 4, 2023 vs Duke

Double-Double (19 pts - 11 rebs) • Career-high 4 3-pointers

Keyon Menifield Jr.

Jan. 1, 2024 vs UNCW

Career-high 32 points • 13-of-17 FT • 5 Assists • 4 Rebounds

Graham Finding Groove

• Jalen Graham did not travel to the Bahamas due to back spasms ... Since then ... **THE LAST 10 GAMES, Graham:**

^ Leads the team with 16 offensive rebounds

^ Leads the team lead in blocked shots with 13

- Has at least one blocked shot in 9 of his last 10 games

Menifield Makes Debut versus Lipscomb; Was +38 in First Two Games; Leading Scorer 2x

• Arkansas sophomore guard Keyon Menifield Jr., was been granted a waiver by the NCAA (Dec. 15) and became immediately eligible allowing him to make his Razorback debut against Lipscomb at Simmons Bank Arena in North Little Rock. His eligibility was restored following the end of the Fall academic semester.

• Menifield came to Arkansas after being on the PAC-12 All-Freshman Team last season at the University of Washington. He has been with the Razorback program since the summer.

• **Versus Lipscomb**, Menifield played 18:52, had three rebounds and two assists.

• **Versus Abilene Christian**, Menifield played 28:19 – including all 20 minutes of the second half – and **was a team-best +21** as Arkansas erased a seven-point halftime deficit to win by 10. He scored all 11 of his points in the second half.

• **Versus UNCW**, Menifield was named **SEC PLAYER OF THE WEEK** after scoring a career-high 32 points ... Played 35:05 – including all 20 minutes of the second half – and was **1 of 2 Hogs in double-digits for plus/minus at +17** in the 16-point win.

• **Versus Auburn**: Led the team in scoring with 14 thanks to tynig a career-high with 4 3-pointers made. He also led the team with four assists (team had eight total).

Menifield Named SEC Player of the Week

• Arkansas sophomore guard Keyon Menifield Jr., was named the SEC Player of the Week after scoring a career-high 32 points in the win over UNC Wilmington last Saturday.

• Menifield was 8-of-14 from the field (including 3-of-7 from 3-point range) while connecting on 13-of-17 from the free throw line. In fact, he drew nine fouls while committing zero. He added five assists and four rebounds.

• Also, in a 16-point win, Menifield was one of just two Razorbacks with a plus/minus in double digits at +17.

• Menifield scored 17 of his 32 in the first half as Arkansas took a seven-point lead at the break, going 5-of-7 from the field (2-of-3 from deep) and making 5-of-8 from the line. He was the only Razorback to play all 20 minutes of the second half where he scored 15 points thank to making 8-of-9 at the line.

• Got his first start (in his third game) as a Razorback. It was his sixth career game with at least 20 points, five coming last season at Washington.

• This was the 18th time a Razorback has scored at least 30 points in a game (and the second time this season). Overall, it is the 139th time a Razorback has scored at least 30 points and Menifield is the 53rd Razorback to accomplish the feat,

• By scoring 30-plus points in just his third game as a Razorback, Menifield ties Ted Thompson for the quickest to 30 points in a Razorback uniform. Thompson scored 33 points in his third game (vs. Western Kentucky 12/3/1973).

Battle Has Led the Team in Scoring a 7x ... 6 off the Bench

• Khalif Battle:

^ Has come off the bench first a team-best nine times and Arkansas is 6-3 in those games but got his first start at Ole Miss.

^ Has led the Razorbacks in scoring seven times and Arkansas is 4-3 in those games (including Duke).

THE FIRST FOUR TIMES:

^ Scored 21 points each time

^ Made five FG each time

^ Made three 3-pointers each time

^ Made eight FT each time

THE FIFTH TIME (vs Furman):

^ Scored 25 points

^ Made seven FGs

^ Made four 3-pointers

^ Made seven FT

THE SIXTH TIME (vs Oklahoma)

^ Scored 13 points

^ Made two FGs

^ Made one 3-pointer

^ Made eight FT

• His seventh time to lead the team was in a loss at Ole Miss when he scored 11 points (2-of-9 FG, 6-of-7 FT) with two assists.

Bank on Battle for Free Throws

• Khalif Battle has played a key role in Arkansas ranking among the NCAA leaders in both free throw attempts and makes.

• He has made at least eight free throws in a game five times and had double-digit attempts three times.

^ Battle has made 80 free throws to rank 5th in the SEC.

^ Battle has gone to the line 97 times to rank 6th in the SEC.

• Battle ranks 11th in the SEC in FT% at 82.5%.

• Last season, Battle shot 89.9% from the line to rank 10th in the NCAA ... He is an 84.0% from the free throw line for his career.

RAZORBACK CLASS OF 2024



ISAIAH ELOHIM

6-6, 210, G
Kingston, N.Y.
Sierra Canyon HS (Calif.)
X @Elohimisaiah
Instagram @isaiah_elohim

Rivals	4 star	34 national	10 SG	--
On3 Composite	4 star	41 national	10 SG	5 Calif.
247 Composite	4 star	41 national	10 SF	5 Calif.
247	4 star	42 national	10 SF	5 Calif.
On3	4 star	45 national	10 SG	7 Calif.
ESPN	4 star	53 national	18 SF	4 Calif.

- #1 of 50 on the 2023-24 Jersey Mike's Naismith Trophy Boy's High School Player of the Year Pre-season 50 watch list.
- For the 2025 NBA Draft, NBADraftRoom.com has him #11 among the shooting guards and the #49 pick in the Draft.
- Ranked the 34th-best prospect in the country by Rivals and is the 12th-highest-rated Razorback recruit by 247Composite at #41 (sixth-highest in the Musselman era).
- Participated in the 2021, '22 and '23 Pangos All-American Camps.
- Participated in the 2022 and 2023 NBPA Top 100 camps and the 2023 Damian Lillard Formula Zero Elite Camp.
- As a junior, he missed some time due to injury but averaged 16 points, 5 rebounds, and 3 assists per game for Sierra Canyon ... Member of the 17U Paul George Elite on the Nike EYBL circuit.
- Was the Los Angeles Daily News 2021 Freshman of the Year ... Averaged 19.3 points (on 56.0% field goal shooting), 5.3 rebounds and 2.5 assists at Northridge (Calif.) Heritage Christian ... Led the Warriors to a 20-8 record and led the team in scoring ... Invited to the USA Men's U16 National Team minicamp this spring.



JALEN SHELLEY

F || 6-9 || 185
Frisco, Texas
Link Academy (Mo.)
X @JalenShelley
Instagram @jalenshelley10

ESPN	4 star	43 national	14 SF	3 Texas
Rivals	4 star	46 national	14 SF	--
247 Composite	4 star	53 national	13 SF	3 Mo.
On3 Composite	4 star	55 national	17 SF	3 Mo.
On3	4 star	63 national	22 SF	3 Mo.
247	4 star	65 national	18 SF	3 Mo.

- #43 on the 2024 Naismith Basketball Hall of Fame HoopHall Classic Elite Players list
- The ninth-highest-rated Razorback recruit by ESPN.com at #43 (sixth-highest in the Musselman era).
- In 2023, played in 21 games for Houston Hoops and Pro Skills on the Nike EYBL circuit ... Averaged 12.4 points, 5.5 rebounds and 2.0 assists ... At the Nike Peach Jam, averaged 10.2 points, 6.4 rebounds and 1.4 assists in five games.
- Attended Plano Prestonwood Christian HS as a junior and he helped lead them to a 26-6 record and win the TAPPS 6A state basketball championship ... Named first team 6A TAPPS All-State and second team All-Area by Dallas Morning News ... Averaged 18.3 points, 6.2 rebounds and 3.5 assists per game.
- As a sophomore and freshman, attended Frisco Lone Star HS ... Averaged 12.0 points and 4.6 rebounds as a sophomore.
- Also played wide receiver in football at Prestonwood and Frisco Lone Star.

ARKANSAS IN 2023-24 RANKINGS

THRU GAMES OF - JAN 24



TEAM IN THE NCAA/SEC	NCAA	SEC	NO.
Assist/Turnover Ratio (351 ranked)	265	12	0.98
Assists Per Game (351 ranked)	296	12	11.5
Bench Points per game (351 ranked)	13	3	31.89
Blocks Per Game (351 ranked)	3	1	6.6
Effective FG pct (351 ranked)	240	11	0.499
Fastbreak Points (351 ranked)	128	8	11.26
Field Goal Percentage (351 ranked)	197	10	44.4
Field Goal Percentage Defense (351 ranked)	140	11	42.7
Fouls Per Game (351 ranked)	320	14	19.5
Free Throw Attempts Per Game (351 ranked)	6	1	26.3
Free Throw Percentage (351 ranked)	159	10	71.7
Free Throws Made Per Game (351 ranked)	7	1	18.8
Rebound Margin (351 ranked)	279	13	-1.7
Rebounds (Defensive) Per Game (351 ranked)	75	7	27.05
Rebounds (Offensive) Per Game (351 ranked)	291	14	8.84
Rebounds Per Game (351 ranked)	182	11	35.89
Scoring Defense (351 ranked)	309	14	77.5
Scoring Margin (351 ranked)	260	13	-1.3
Scoring Offense (351 ranked)	132	7	76.2
Steals Per Game (351 ranked)	317	13	5.2
Three Point Attempts Per Game (351 ranked)	280	13	19.6
Three Point Percentage (351 ranked)	247	11	32.3
Three Point Percentage Defense (351 ranked)	214	13	33.7
Three Pointers Per Game (351 ranked)	286	14	6.3
Turnover Margin (351 ranked)	272	13	-1.3
Turnovers Forced Per Game (351 ranked)	308	13	10.53
Turnovers Per Game (351 ranked)	148	10	11.8
Winning Percentage (350 ranked)	181	12	52.6

RAZORBACKS IN THE NCAA/SEC

	PLAYER	NCAA	SEC	NO.
Assist/Turnover Ratio (350 ranked)	--			
Assists (336 ranked)	--			
Assists Per Game (350 ranked)	--			
Blocks (336 ranked)	Trevon Brazile	144	8	24
	Chandler Lawson	172	10	22
	Makhi Mitchell	172	10	22
Blocks Per Game (347 ranked)	Trevon Brazile	149	9	1.26
	Chandler Lawson	184	10	1.16
	Makhi Mitchell	184	10	1.16
	Jalen Graham	312	13	0.93
Double Doubles (403 ranked)	Trevon Brazile	174	6	3
	Makhi Mitchell	403	17	1
	Tramon Mark	403	17	1
Field Goal Attempts (347 ranked)	--			
Field Goal Percentage (349 ranked)	Tramon Mark	84	4	52.6
Field Goals (335 ranked)	Tramon Mark	223	9	102
Free Throw Attempts (343 ranked)	Tramon Mark	104	5	98
	Khalif Battle	111	6	97
Free Throw Percentage (350 ranked)	Khalif Battle	151	11	82.5
	Tramon Mark	225	18	79.6
Free Throws (343 ranked)	Khalif Battle	81	5	80
	Tramon Mark	93	7	78
Minutes Per Game (350 ranked)	--			
Points (348 ranked)	Tramon Mark	169	6	303
Points Per Game (350 ranked)	Tramon Mark	95	5	17.8
Rebounds (348 ranked)	Trevon Brazile	235	12	124
Rebounds (Defensive) Per Game (343 ranked)	Trevon Brazile	220	7	4.79
Rebounds (Offensive) Per Game (350 ranked)	--			
Rebounds Per Game (348 ranked)	Trevon Brazile	248	13	6.5
Steals (315 ranked)	--			
Steals Per Game (342 ranked)	--			
Three Point Attempts (343 ranked)	--			
Three Point Percentage (106 ranked)	--			
Three Pointers Per Game (342 ranked)	--			
Total 3-point FGM (316 ranked)	--			
Triple Doubles (3 ranked)	-			



ERIC MUSSELMAN LIVE RADIO SHOW

Once again, there will be 12 Arkansas basketball radio shows, all starting at 7 pm, at Sassy's Red House (Shows 1-2) Sassy's BBQ and Grille (Shows 3-12).

Monday, Oct. 30	Monday, Jan. 8
Tuesday, Nov. 7	Monday, Jan. 22
Tuesday, Nov. 14	Monday, Jan. 29
Monday, Nov. 27	Monday, Feb. 5
Monday, Dec. 11	Monday, Feb. 12
Monday, Dec. 18	Monday, Mar. 4



COURTSIDE WITH ERIC MUSSELMAN

There will be 10, 30-minute TV shows featuring head coach Eric Musselman and Chuck Barrett. Each show will air on Sunday as well as on HOGS+ Please check local listings for times and channels in your area.

Sunday, Jan. 7	Sunday, Feb. 11
Sunday, Jan. 14	Sunday, Feb. 18
Sunday, Jan. 21	Sunday, Feb. 25
Sunday, Jan. 28	Sunday, Mar. 3
Sunday, Feb. 4	Sunday, Mar. 10



2022-23 SEC STANDINGS

Thru Jan. 24



	SEC	PCT.	HOME	AWAY	OVERALL	PCT.	HOME	ROAD	NEUTRAL	STRK
Alabama	5-1	.833	3-0	2-1	13-6	.684	9-1	2-2	2-3	W1
Auburn	5-1	.833	3-0	2-1	16-3	.842	10-0	2-2	4-1	L1
Tennessee	4-1	.800	3-0	1-1	14-4	.778	10-0	2-2	2-2	W3
Georgia	4-2	.667	2-1	2-1	14-5	.737	11-1	3-1	0-3	W1
Kentucky	4-2	.667	3-0	1-2	14-4	.778	10-1	2-2	2-1	L1
South Carolina	4-2	.667	2-1	2-1	16-3	.842	10-1	3-2	3-0	W2
Florida	3-3	.500	2-1	1-2	13-6	.684	8-1	1-3	4-2	W2
LSU	3-3	.500	2-1	1-2	11-8	.579	8-3	1-3	2-2	L1
Ole Miss	3-3	.500	3-0	1-2	16-3	.842	12-0	2-3	2-0	W2
Texas A&M	3-3	.500	2-1	1-2	12-7	.632	7-2	3-3	2-2	W2
Mississippi State	2-4	.333	2-1	0-3	13-6	.684	7-2	0-4	6-0	L1
Arkansas	1-5	.167	1-2	0-3	10-9	.526	8-3	0-3	2-3	L2
Missouri	0-6	.000	0-3	0-3	8-11	.421	6-5	2-4	0-2	L6
Vanderbilt	0-5	.000	0-2	0-3	5-13	.278	5-6	0-4	0-3	L5

AP (Jan. 22)

1	UConn (44)	17-2	1,508
2	Purdue (17) EXH	17-2	1,472
3	NORTH CAROLINA	15-3	1,391
4	Houston	16-2	1,309
5	TENNESSEE	14-4	1,237
6	KENTUCKY	14-3	1,205
7	Kansas	14-3	1,157
8	AUBURN	16-2	1,094
9	Arizona	14-4	1,060
10	Illinois	14-4	862
11	OKLAHOMA	15-3	849
12	DUKE	13-4	832
13	Wisconsin	14-4	801
14	Marquette	13-5	747
15	Baylor	14-4	645
16	Dayton	15-2	546
17	Creighton	14-5	505
18	Utah State	17-2	381
19	MEMPHIS	15-4	329
20	Texas Tech	15-3	304
21	BYU	14-4	294
22	FAU	15-4	290
23	Iowa State	14-4	253
24	Colorado State	15-3	214
25	New Mexico	16-3	177

RECEIVING VOTES: Seton Hall 84, San Diego St. 64, Kansas St 39, **ALABAMA 30**, TCU 27, **OLE MISS 25**, Princeton 21, Utah 20, Texas 16, Boise St. 9, **FLORIDA 6**, Gonzaga 6, Grand Canyon 5, Michigan St. 3, Saint Mary's 2, NC State 1, San Francisco 1, Indiana St 1, Samford 1, McNeese St. 1, Colorado 1.

COACHES (Jan. 22)

1	UConn (24)	17-2	791
2	Purdue (8) EXH	17-2	769
3	NORTH CAROLINA	15-3	734
4	Houston	16-2	678
5	TENNESSEE	14-4	671
6	KENTUCKY	14-3	609
7	AUBURN	16-2	609
8	Kansas	15-3	576
9	Arizona	14-4	528
10	Wisconsin	14-4	480
11	Illinois	14-4	437
12	DUKE	13-4	421
13	OKLAHOMA	15-3	401
14	Baylor	14-4	362
15	Marquette	13-5	360
16	Creighton	14-5	299
17	Dayton	15-2	277
18	Iowa State	14-4	220
19	BYU	14-4	181
20	Utah State	17-2	176
21	Texas Tech	15-3	148
22	Memphis	15-4	130
23	Colorado State	15-3	119
24	Florida Atlantic	15-4	101
25	New Mexico	16-3	54

RECEIVING VOTES: San Diego State 43; **ALABAMA 43** Seton Hall 33; Gonzaga 30; TCU 26; Texas 18; Clemson 15; Kansas State 14; Princeton 13; Utah 10; Saint Mary's 6; Boise State 5; Indiana State 4; Grand Canyon 4; **OLE MISS 2**; James Madison 2; Michigan State 1;

SEC SCHEDULE

SATURDAY, JANUARY 27	TV	CT
Georgia at Florida	ESPN2	11:00 am
Missouri at South Carolina	SEC	Noon
Auburn at Mississippi St.	SEC	2:30 pm
Kentucky at Arkansas	ESPN	5:00 pm
Tennessee at Vanderbilt	SEC	5:00 pm
LSU at Alabama	ESPN	7:00 pm
Ole Miss at Texas A&M	SEC	7:30 pm
TUESDAY, JANUARY 30	TV	CT
South Carolina at Tennessee	SEC	5:30 pm
Mississippi St. at Ole Miss	SEC	7:30 pm
WEDNESDAY, JANUARY 31	TV	CT
Alabama at Georgia	SEC	5:30 pm
Florida at Kentucky	ESPN	7:00 pm
Arkansas at Missouri	SEC	7:30 pm
Vanderbilt at Auburn	ESPN2	8:00 pm
SATURDAY, FEBRUARY 3	TV	CT
Arkansas at LSU	ESPN/2	11:00 am
South Carolina at Georgia	SEC	Noon
Missouri at Vanderbilt	SEC	2:30 pm
Florida at Texas A&M	ESPN2	3:00 pm
Auburn at Ole Miss	SEC	5:00 pm
Tennessee at Kentucky	ESPN	7:30 pm
Mississippi St. at Alabama	SEC	7:30 pm

HOGS RANKING BY WEEK

WEEK	AP	COACH	NET
Preseason	14	14	No Poll
Nov. 13	14	14	No Poll
Nov. 20	20	RV (#26)	No Poll
Nov. 27	RV (#35)	RV (#43)	No Poll
Dec. 4	RV (#36)	--	117
Dec. 11	--	--	103
Dec. 18	--	--	101
Dec. 25	--	--	96
Jan. 1	--	--	89
Jan. 8	--	--	105
Jan. 15	--	--	113
Jan. 22	--	--	118
Jan. 29	--	--	--
Feb. 5	--	--	--
Feb. 12	--	--	--
Feb. 19	--	--	--
Feb. 26	--	--	--
Mar 4	--	--	--
Mar 11	--	--	--
Apr. 8	No Poll	--	--

ARKANSAS IN THE POLLS

Ranking in AP Poll (Win/Loss) Indicating Only Teams in the Coaches Poll						
As	Overall	H	A	N	Last Meeting	Last Win
As #1	16-4	8-0	6-2	2-2	W, 97-79 vs #14 Georgetown @MEM (11/27/94)	Same
As #2	38-4	17-1	7-0	14-3	W, 76-72 vs #2 Duke @NCAA (4/4/94)	Same
As #3	29-5	13-0	10-5	6-0	W, 97-79 vs Tennessee (1/7/95)	Same
As #4	13-2	8-0	3-2	2-0	W, 94-71 at Missouri (12/3/94)	Same
As #5	13-8	1-1	2-4	10-3	L (OT), 95-93 vs #3 Kentucky @SEC (3/12/95)	69-58 vs #20 Alabama @SEC (3/11/95)
As #6	18-3	6-0	5-0	7-3	L, 89-78 vs #1 UCLA @NCAA (4/3/95)	75-68 vs #4 N. Carolina @NCAA (4/1/95)
As #7	18-1	4-0	7-0	7-1	W, 68-66 vs Auburn (3/4/95)	Same
As #8	9-10	6-1	1-5	2-4	L, 78-71 vs LSU @SEC (3/13/21)	70-64 vs Missouri @SEC (3/12/21)
As #9	27-7	7-1	6-2	15-4	L, 60-57 at LSU (12/28/22)	88-78 vs Oklahoma (12/10/22) @ Tulsa
As #10	20-4	11-1	2-1	7-2	W, 85-51 vs UNC Asheville (12/21/22)	Same
As #11	22-6	12-2	6-4	4-0	W, 99-58 vs San Jose St (12/03/22)	Same
As #12	22-9	11-0	8-5	2-4	L, 88-66 vs Oklahoma (12/11/21)	86-66 vs Charlotte (12/8/21)
As #13	18-6	12-1	3-5	3-0	L, 72-59 at #22 Auburn (1/7/23)	74-68 vs #20 Missouri (1/4/23)
As #14	32-6	16-1	8-2	8-3	L, 78-72 vs UNCG (11/17/23)	86-77 vs Old Dominion (11/13/23)
As #15	16-6	4-2	9-2	3-2	L, 97-84 at Vanderbilt (1/4/23)	90-68 vs Tennessee State (11/7/00)
As #16	17-5	12-0	3-4	2-1	W, 93-80 vs UNI (11/17/21)	Same
As #17	18-9	5-0	5-2	****8-7	W, 69-78 vs #9 Duke @NCAA (3/26/22)	74-68 vs #1 Gonzaga @NCAA (3/24/22)
As #18	20-9	*10-4	8-4	2-1	W, 75-73 vs #6 Kentucky (2/26/22)	Same
As #19	16-7	8-2	3-3	5-2	L, 96-82 vs Ole Miss (1/17/15)	67-45 vs Wofford (11/9/07)
As #20	25-6	**11-0	****13-6	L, 87-72 vs #14 N. Carolina @Atlantic (11/24/23)	77-74 2OT vs Stanford (11/22/23)	
As #21	6-4	3-0	0-1	3-3	L, 87-78 vs #15 N. Carolina @NCAA (3/21/15)	56-53 vs Wofford @NCAA (3/19/15)
As #22	8-5	4-1	2-3	2-1	L, 78-77 at Auburn (1/6/18)	84-79 (OT) vs Miss State @SEC (3/6/99)
As #23	7-1	5-0	2-1	0-0	W, 58-48 vs #16 Tennessee (2/19/22)	Same
As #24	7-1	4-0	3-0	0-1	L, 89-81 vs Hofstra @ NLR (12/18/21)	Same
As #25	6-3	6-0	0-3	0-1	W, 69-57 vs Ole Miss (01/21/23)	Same
TOT.	441-131	204-16	111-60	127-54	L, 87-72 vs #14 N. Carolina (11/24/23)	77-74 2OT vs Stanford (11/22/23)

ARKANSAS VERSUS THE POLLS

Vs	Overall	H	A	N	Last Meeting	Last Win
Vs #1	3-11	1-2	0-2	2-7	W, 74-68 vs Gonzaga @NCAA (03/24/22)	Same
Vs #2	6-9	5-2	0-6	1-1	L, 86-83 at Alabama (2/25/23)	Same
Vs #3	0-15	0-1	0-3	0-11	L, 81-72 vs Baylor @ NCAA (3/29/21)	--
Vs #4	6-13	2-3	1-7	3-3	W, 72-71 vs Kansas @ NCAA (3/18/23)	Same
Vs #5	4-4	4-1	0-1	0-2	W, 74-71 vs Texas A&M (1/27/16)	Same
Vs #6	7-11	4-3	0-5	3-3	W, 75-73 vs Kentucky (2/26/22)	Same
Vs #7	2-5	2-0	0-1	0-4	W, 80-75 vs Duke *11/29/23	Same
Vs #8	3-4	2-0	1-3	0-1	L, 82-65 vs Kentucky @SEC (3/12/17)	88-61 vs Alabama (1/6/07)
Vs #9	2-6	0-0	1-4	1-2	L, 78-69 vs Duke @NCAA (3/26/22)	91-82 vs Arizona @NCAA (4/2/94)
Vs #10	5-6	2-2	2-1	1-3	L, 88-65 vs UConn @NCAA (03/23/23)	(OT), 86-81 at Missouri (2/13/21)
Vs #11	5-8	2-2	1-4	2-2	L (OT), 79-76 vs Auburn (2/4/20)	104-93 vs Missouri (12/5/95)
Vs #12	7-10	2-2	2-5	*3-3	L, 75-57 at Tennessee (2/28/23)	Same
Vs #13	6-4	3-0	0-2	3-2	L, 78-74 at Tennessee (3/5/22)	87-85 vs Kentucky (1/14/14)
Vs #14	5-8	3-2	0-3	2-3	L, 87-72 vs North Carolina (11/24/24)	91-82 vs Auburn (2/27/18)
Vs #15	3-5	0-0	0-2	0-3	L, 87-78 vs N. Carolina @NCAA (3/21/15)	98-88 vs Mississippi State (1/7/12)
Vs #16	4-7	2-2	0-4	2-1	W, 58-48 vs Tennessee (2/19/22)	Same
Vs #17	4-4	1-2	1-1	2-1	L, 67-64 at Baylor (1/28/23)	(OT), 78-74 vs San Diego St (11/23/22)
Vs #18	5-8	1-2	2-3	2-3	L, 67-61 vs Texas A&M @SEC (3/10/23)	80-73 at Ole Miss (1-31-10)
Vs #19	8-4	3-1	3-1	2-2	L, 79-70 vs Oklahoma @ Tulsa (12/9/23)	90-89 at LSU (2/2/19)
Vs #20	11-5	5-2	1-2	5-1	W, 74-68 vs Missouri (1/5/23)	Same
Vs #21	5-3	2-1	1-0	2-2	W, 68-66 vs TX Tech @NCAA (3/21/21)	Same
Vs #22	4-3	4-1	0-2	0-0	L, 72-59 at Auburn (1/7/23)	(OT), 77-76 vs Kentucky (2/23/11)
Vs #23	3-8	1-2	0-3	2-2	L, 88-79 vs Kentucky (3/4/23)	Same
Vs #24	2-4	1-2	*0-1	*1-1	*L, 90-59 at Alabama (1/16/21)	*86-72 vs Indiana @NCAA (3/21/08)
Vs #25	4-6	*3-3	*0-1	1-2	L, 83-51 vs Auburn (1/6/24)	82-74 vs Vanderbilt (1/31/12)
TOT.	114-170	58-38	16-67	40-65	L, 83-51 vs #25 Auburn (1/6/24)	80-75 vs #7 Duke (11/29/23)

RANKED ARKANSAS VERSUS RANKED OPPONENT

Overall	H	A	N
48-51	18-4	4-16	26-31
LAST TIME: #20 ARK vs #14 UNC - L, 72-87 (11/29/23) LAST W: 74-68 v #20 MIZ (01/04/23)			
LAST W at Home: #13 ARK v #20 MIZ - W, 74-68 (01/04/23)			
LAST W on Road: #10 ARK at #18 BAMA - W, 86-80 (2/15/95)			
LAST W vs Neutral: #9 ARK vs #17 AZTECS - W, 78-74 (ot) (11/23/22)			

LAST TIME HOGS WON AS TOP 25

#	HOME	ROAD	NEUTRAL
#1: Miss State	3/5/94	LSU	3/2/94
#2: NW (La) St	12/4/93	Baylor	1/26/91
#3: Tennessee	1/7/95	Ole Miss	1/4/95
#4: Jackson St.	11/30/94	Missouri	12/03/94
#5: Miss State	1/1/95	Tennessee	1/29/94
#6: Montevallo	2/5/94	UAB	1/27/90
#7: Auburn	3/4/95	Florida	2/28/95
#8: Montevallo	2/25/95	LSU	2/22/95
#9: Oklahoma	12/10/22	S. Carolina	1/21/95
#10: UNCA	12/21/22	Alabama	2/15/95
#11: San Jose St	12/03/22	S. Alabama	11/29/89
#12: Charlotte	12/7/21	S. Carolina	3/2/21
#13: Missouri	01/04/23	S. Carolina	1/9/93
#14: Old Dominion	11/13/23	Alabama	2/13/93
#15: Tenn State	11/27/00	Miss State	1/31/98
#16: UNI	11/17/21	S. Alabama	12/30/91
#17: SE Mo. State	11/27/82	Florida	2/6/93
#18: Kentucky	2/26/22	Florida	2/22/22
#19: Wofford	11/9/07	Wake Forest	12/23/98
#20: LSU	2/27/21	LSU	1/2/99
#21: North Texas	12/05/00	--	(0-1)
#22: Providence	1/23/99	Memphis	1/10/98
#23: Tennessee	2/19/22	Missouri	2/15/22
#24: Florida	2/16/21	Ole Miss	2/14/15
#25: Iona	11/30/14	--	(0-1)

VERSUS 2023-24 OPPONENTS

NON-CONFERENCE

School	Gms	Series Record	H	A	N	Last Meeting
Abilene Christian	2	Arkansas Leads, 2-0	2-0	--	--	H - W, 83-73 (12/21/20)
Alcorn State	6	Arkansas Leads, 6-0	6-0	--	--	H - W, 93-59 (11/06/23)
Duke	5	Arkansas Leads, 3-2	1-0	--	2-2	H - W, 80-75 (11/29/23)
Furman	1	Arkansas Leads, 1-0	1-0	--	--	H - W, 97-83 (12/04/23)
Gardner-Webb	3	Arkansas Leads, 3-0	3-0	--	--	H - W, 86-68 (11/10/23)
Lipscomb	3	Arkansas Leads, 3-0	2-0	--	1-0	N - W, 69-66 (12/17/23) @ NLR
Memphis	22	Series Tied, 11-11	5-1	4-5	2-5	N - L, 84-79 (11/23/23) @ Atlantis
Oklahoma	31	Arkansas Leads, 19-14	8-5	3-7	6-2	N - L, 79-70 (12/09/23) @ Tulsa
North Carolina	11	Arkansas Trails, 3-8	0-0	0-0	3-8	N, L, 87-72 (11/24/23) @ Atlantis
UNC Greensboro	3	Arkansas Leads, 2-1	2-1	--	--	H - L, 78-72 (11/17/23)
UNC Wilmington	1	Arkansas Leads, 1-0	1-0	--	--	H, W, 106-90 (12/30/23)
Old Dominion	1	Arkansas Leads, 1-0	1-0	0-0	0-0	H - W, 86-77 (11/13/23)
Stanford	3	Arkansas Trails 1-2	--	--	1-2	N - W, 77-74 2OT (11/23/23) @ Atlantis

SOUTHEASTERN CONFERENCE

School	Gms	Series Record	H	A	N	Last Meeting
Alabama	68	Arkansas Leads, 36-32	20-7	8-23	8-2	A - L, 86-83 (02/25/23)
• SEC Only	58	Series Tied, 29-29	20-7	8-21	1-1	
Auburn	60	Arkansas Leads, 38-22	23-6	13-15	2-1	H - L, 83-51 (01/06/24)
• SEC Only	59	Arkansas Leads, 38-21	23-6	13-15	2-0	
Florida	42	Arkansas Trails, 15-27	10-7	3-15	2-5	A - L, 90-68 (01/13/24)
• SEC Only	SAME					
Georgia	43	Arkansas Leads, 26-17	13-3	6-11	6-3	A - L, 77-67 (01/10/24)
• SEC Only	SAME					
Kentucky	48	Arkansas Trails, 14-34	8-9	5-15	1-10	H - L, 88-79 (03/04/23)
• SEC Only	43	Arkansas Trails, 14-29	8-9	5-13	1-8	
LSU	77	Arkansas Leads, 42-35	23-8	13-20	6-7	H - W, 60-40 (01/24/23)
• SEC Only	68	Arkansas Leads, 38-30	23-8	12-19	3-3	
Ole Miss	86	Arkansas Leads, 52-34	18-11	10-21	24-2	A - L, 51-77 (01/24/24)
• SEC Only	57	Arkansas Leads, 30-28	18-10	10-19	1-0	
Mississippi State	68	Arkansas Leads, 35-33	23-9	7-23	5-1	H - L, 70-64 (02/11/23)
• SEC Only	59	Arkansas Leads, 30-29	22-8	6-21	2-0	
Missouri	60	Arkansas Leads, 33-27	19-10	12-17	2-0	A - L, 76-79 (01/18/23)
• SEC Only	23	Arkansas Leads, 14-9	9-2	4-7	1-0	
South Carolina	39	Arkansas Leads, 23-16	12-6	8-8	3-2	H - L, 77-64 (01/20/24)
• SEC Only	SAME					
Tennessee	47	Arkansas Trails, 22-25	12-4	4-16	6-5	A - L, 75-57 (02/28/23)
• SEC Only	43	Arkansas Trails, 19-24	12-4	4-16	3-4	
Texas A&M	168	Arkansas Leads, 106-61	62-15	38-40	7-6	H - W, 78-77 (01/16/24)
• SEC Only	22	Arkansas Leads 12-10	10-1	2-7	0-2	
Vanderbilt	43	Arkansas Leads, 29-14	16-4	8-9	5-1	A - L, 97-84 (01/14/23)
• SEC Only	41	Arkansas Leads 28-13	15-4	8-8	5-1	

AT THE SEC TOURNEY

Overall: 30-30
 1st Rd: 4-10
 2nd Rd: 2-2
 Quarterfinal: 16-3
 Semifinal: 7-9
 Final: 1-6

RECORD BY OPPONENT

Opponent	Record	Last Meeting
Alabama	1-1	1995, W, 69-58 (Semis)
Auburn	2-0	2023, W, 76-73 (2nd)
Florida	2-5	2019, L, 66-50 (2nd)
Georgia	6-3	2015, W, 60-49 (Semis)
Kentucky	1-9	2017, L, 82-65 (Final)
LSU	3-3	2022, W, 79-67 (Semis)
Ole Miss	1-0	2017, W, 73-72 (Quart)
Mississippi State	2-0	2007, W, 81-72 (Semis)
Missouri	1-0	2021, W, 70-64 (Quart)
South Carolina	3-2	2018, W, 69-64 (2nd)
Tennessee	3-4	2018, L, 84-66 (Semis)
Texas A&M	0-2	2023, L, 67-61 (Quart)
Vanderbilt	5-1	2020, W, 86-73 (1st)

AT THE NCAA TOURNEY

Overall: 50-35
 1st Rd: 19-8
 2nd Rd: 12-10
 Sweet 16: 8-6
 Elite 8: 6-5
 Final Four: 2-4
 Championship: 1-1
 - Regional/Final Consolations: 2-1

RECORD BY OPPONENT

Opponent	Record	Last Meeting
Alabama	1-0	1991, W, 93-70 (Sweet 16)
Arizona	1-0	1994, W, 91-82 (Final 4)
Arizona State	1-0	1991, W, 91-90 (2nd)
Baylor	0-1	2021, L, 81-72 (Elite 8)
Bucknell	0-1	2006, L, 59-55 (1st)
Butler	0-1	2018, L, 79-62 (1st)
Cal St-Fullerton	1-0	1979, W, 61-58 (Elite 8)
Cincinnati	0-1	1958, L, 97-62 (Final 4 con)
Colgate	1-0	2021, W, 85-68 (1st)
Connecticut	0-1	2023, L, 88-65 (Sweet 16)
Dayton	1-0	1990, W, 86-84 (2nd)
Duke	1-2	2022, L, 78-69 (Elite 8)
Georgetown	1-1	2001, L, 63-61 (1st)
Georgia State	1-0	1991, W, 117-76 (1st)
Gonzaga	1-0	2022, W, 74-68 (Sweet 16)
Holy Cross	1-0	1993, W, 94-64 (1st)
Illinois	1-0	2023, W, 73-74 (1st)
Indiana	1-0	2008, W, 86-72 (1st)
Indiana State	0-1	1979, L, 73-71 (Elite 8)
Iowa	1-1	1999, L, 82-72 (2nd)
Kansas	1-1	2023, W, 72-71 (2nd)
Kansas State	0-2	1982, L, 65-64 (2nd)
Kentucky	0-1	1979, L, 64-59 (Final 4)
LSU	0-1	1981, L, 75-56 (Sweet 16)
Louisville	2-2	1989, L, 93-74 (2nd)
Loyola-Marymount	1-0	1989, W, 120-101 (1st)
Marquette	1-0	1996, W, 65-56 (2nd)
UMass	0-1	1996, L, 79-63 (Sweet 16)
Memphis	1-1	1995, W, 96-91 OT (Sweet 16)
Mercer	1-0	1981, W, 73-67 (1st)
Miami (Fla.)	0-1	2000, L, 75-71 (1st)
Michigan	1-0	1994, W, 76-68 (Elite 8)

2023-24


#PROHOGS

44	NBA Draft Selections	16	All-Star Game Appearances	14	All-Defensive Team Honors
----	----------------------	----	---------------------------	----	---------------------------




PATRICK BEVERLEY

- 11th Year in NBA
- 3x NBA All-Defensive Team
- 2009 - 2nd RD/42nd overall



ANTHONY BLACK

- 1st Year in NBA
- T2nd Highest Hog NBA Pick
- 2023 - 1st RD/6th overall




RICKY COUNCIL IV

- 1st Year in NBA
- 2023-24 2-Way Free Agent



DANIEL GAFFORD

- 5th Year in NBA
- 2019 - 2nd RD/38th overall



ISAIAH JOE

- 4th Year in NBA
- 2020 - 2nd RD/49th overall




MOSES MOODY

- 3rd Year in NBA
- 1st Hog to be "1 & Done"
- 2021 - 1st RD/14th Pick
- 2022 NBA Champion




BOBBY PORTIS

- 9th Year in NBA
- 2021 NBA Champion
- 2015 - 1st RD/22nd overall
- 2023 Team USA Member



NICK SMITH JR.

- 1st Year in NBA
- 2023 - 1st RD/27th overall



JORDAN WALSH

- 1st Year in NBA
- 2023 - 2nd RD/38th overall



STANLEY UMUDE

- 2nd Year in NBA
- 2022-23 Free Agent
- 2023-24 Two-Way Contract



JAYLIN WILLIAMS

- 1st Year in NBA
- 2022 - 2nd RD/34th overall

15	First Round Draft Picks	7	All-NBA Selections	6	NBA Champions
----	-------------------------	---	--------------------	---	---------------

PROHOGS AROUND THE WORLD

Adrio Bailey #	BK Redstone Olomoucko (Czech)
Jaylen Barford	Lokomotiv (Russia)
Coty Clarke	San-en NP (Japan)
Jabril Durham	Start Lublin (Poland)
Courtney Fortson	Karhubasket (Finland)
Dusty Hannahs	Ironi Nes Ziona B.C. (Israel)
Delvon Johnson	Usti n/Labem (Czech Republic)
Joe Johnson	Triplets (USA BIG3)
Kamani Johnson #	Pacific Caesar (Indonesia)
Mason Jones #	Stockton Kings (G League)
Chris Lykes #	Denain Voltaire (France)
Daryl Macon	Shenzhen Leopards (China)
Rashad Madden	NH Ostrava (Czech Republic)
JD Notae #	Pallacanestro Trapani (Italy)
Justin Smith #	Hapoel Holon B.C. (Israel)
Dustin Thomas	Szolnok (Hungary)
Trey Wade #	Start Lublin (Poland)
Jimmy Whitt #	Santa Cruz Warriors (G League)
Jalen Tate #	Leuven Bears (Belgium)
Charles Thomas	Regatas (Argentina)
Au'Diese Toney #	Grand Rapids Gold (G League)
Sonny Weems	Shanxi Loongs (China)

- Played for Eric Musselman





ERIC MUSSELMAN

ARKANSAS HEAD COACH

San Diego, 1987

105-51 • 5th year as Arkansas head coach

215-85 • 9th year as collegiate head coach

503-291 • 14 seasons as professional head coach

- 1996 USBL Coach of the Year
- 2003 NBA Coach of the Year Runner-Up
- 2012 NBA D-League Coach of the Year
- 2016 Bleacher Report's Mountain West Coach of the Year
- 2017 USBWA District VIII Coach of the Year
- 2018 USBWA District VIII Coach of the Year
- 2018 NABC District 17 Coach of the Year
- 2018 Mountain West Coach of the Year
- 2021 Jim Phelan Coach of the Year Finalist
- 2021 Werner Ladder Naismith Coach of the Year Semifinalist
- 2021 Basketball Times Midlands District Coach of the Year

COLLEGIATE HEAD COACHING RECORD

Year	Overall	Conf	Finish	Conf Tourn	NCAA/CBI Postseason	Final/Rank
2015-16	24-14	10-8	MW (T-4th)	1-1	5-1 • CBI Champion	--/--
2016-17	28-7	14-4	MW (1st)	3-0 *	0-1 • #12 seed NCAA 1st Rd	--/--
2017-18	29-8	15-3	MW (1st)	1-1	2-1 • #7 seed NCAA Sweet 16	24/20
2018-19	29-5	15-3	MW (1st)	1-1	0-1 • #7 seed NCAA 1st Rd	20/23
2019-20	20-12	7-11	SEC (T-10th)	1-0 +	Canceled	--/--
2020-21	25-7	13-4	SEC (2nd)	1-1	3-1 • #3 seed NCAA Elite 8	10/6
2021-22	28-9	13-5	SEC (4th)	1-1	3-1 • #4 seed NCAA Elite 8	17/8
2022-23	22-14	8-10	SEC (T-9th)	1-1	2-1 • #8 seed NCAA Sweet 16	--/21
2023-24	10-9	1-5				
Total	215-85	96-53		10-6	15-7 (10-6 NCAA / 5-1 CBI)	

* - Tournament champion / + - SEC Tourney canceled after Rd 1 due to COVID

MUSSELMAN'S CAREER AS HEAD COACH

NOTE: Professional basketball **DOES NOT** count postseason toward season W-L record nor to head coach W-L record

Year	Team	League	Record	Note for the Season	Reg. Season Div./Conf. Finish	Postseason
1989-90	Rapid City	CBA	42-14	MOST WINS IN CBA	1st National Conf.	Finals (8-8) *
1991-92	Rapid City	CBA	37-19	2nd-most wins in CBA	1st National Conf.	Finals (9-7) *
1992-93	Rapid City	CBA	44-12	MOST WINS IN CBA	1st National Conf.	Conf. Finals (5-3) *
1993-94	Rapid City	CBA	37-19	MOST WINS IN CBA	1st National Conf.	Conf. Finals (5-5) *
1994-95	Rapid City	CBA	31-25	6th-most wins in CBA	5th National Conf.	Conf. 1st Rd (0-2) *
1995-96	Florida	CBA	41-15	MOST WINS IN CBA	1st National Conf.	Conf. Finals (5-3) *
1996-97	Florida	CBA	38-18	2nd-most wins in CBA	1st American Conf.	Finals (7-6) *
1995	Florida	USBL	25-2	MOST WINS IN USBL	1st Overall	Champion (1-0) *
1996	Florida	USBL	28-1	MOST WINS IN USBL	1st Southern Div.	Champion (3-0) *
2002-03	Golden State	NBA	38-44	6th Pacific Division	11th Western Conf.	--
2003-04	Golden State	NBA	37-45	T4th Pacific Division	11th Western Conf.	--
2006-07	Sacramento	NBA	33-49	5th Pacific Division	11th Western Conf.	--
2010-11	Reno	D-League	34-16	2nd-most wins in NBADL	1st Western Conf.	Semifinals (2-3) *
2011-12	Los Angeles	D-League	38-12	MOST WINS IN NBADL	1st Western Conf.	Finals (5-2) *
2015-16	Nevada	NCAA	24-14	Led NCAA in FT Made	T-4th Mountain West	CBI Champion (5-1)
2016-17	Nevada	NCAA	28-7	NCAA: 13th FTA & A-TO ratio	1st Mountain West	#12 seed - NCAA 1st Rd (0-1)
2017-18	Nevada	NCAA	29-8	NCAA: 2nd A-TO/9th FTM	1st Mountain West	#7 seed - NCAA Sweet 16 (2-1)
2018-19	Nevada	NCAA	29-5	9th in NCAA in Scoring Margin	1st Mountain West	#7 seed - NCAA 1st Rd (0-1)
2019-20	Arkansas	NCAA	20-12	Led NCAA in 3Pt% Def	T-10th SEC	Canceled
2020-21	Arkansas	NCAA	25-7	NCAA: 2nd FTM/11th Scoring	2nd SEC	#3 seed - NCAA Elite 8 (3-1)
2021-22	Arkansas	NCAA	28-9	Led NCAA in FTM/FTA	4th SEC	#4 seed - NCAA Elite 8 (3-1)
2022-23	Arkansas	NCAA	22-14	NCAA: 14th BLKS/17th FTA	T-9th SEC	#8 seed - NCAA Sweet 16 (2-1)
2023-24	Arkansas	NCAA	10-9			
2010	Dominican Team		5-1	Silver Medal Centrobasket Championship		
2011	Venezuelan Team		12-9	5th FIBA Americas Championship		
2012	Venezuelan Team		7-4	Silver Medal FIBA South American Championship		

MUSSELMAN COMPOSITE COACHING RECORD

COLLEGIATE	9th Yr	Overall	Conf	Conf Tourn	NCAA/CBI	ALL POST
Nevada	4 yrs	215-85	96-53	10-6	10-6 / 5-1	25-13
Arkansas	5th yr	105-51	42-35	6-3	2-3 / 5-1	13-7
				4-3	8-3 / --	12-6

PROFESSIONAL 14 Seasons 503-291 (50-39 Postseason *)

CBA	7 years	270-122	(39-34 Postseason*)
Rapid City	5 years	191-89	(27-25 Postseason *)
Florida	2 years	79-33	(12-9 Postseason *)
USBL	2 years	53-3	(4-0 Postseason *)
Florida	2 years	53-3	(4-0 Postseason *)
NBA	3 years	108-138	--
Golden State	2 years	75-89	--
Sacramento	1 year	33-49	--
D-League	2 years	72-28	(7-5 Postseason *)
Reno	1 year	34-16	(2-3 Postseason *)
Los Angeles	1 year	28-12	(5-2 Postseason *)
INTERNATIONAL	3 Years	24-14	--
Dominican	1 years	5-1	--
Venezuelan	2 years	19-13	--

* - Note, professional basketball does not include playoff results in W-L record

* - Musselman's pro record including playoffs is 553-330

MUSSELMAN STOPS BY YEAR

1988-89	General Mgr	Rapid City Thrillers	CBA
1989-90	Head Coach	Rapid City Thrillers	CBA
1990-91	Asst. Coach	Minnesota Timberwolves	NBA
1991-92	Head Coach	Rapid City Thrillers	CBA
1992-93	Head Coach	Rapid City Thrillers	CBA
1993-94	Head Coach	Rapid City Thrillers	CBA
1994-95	Head Coach	Rapid City Thrillers	CBA
Spring '95	Head Coach	Florida Sharks	USBL
1995-96	Head Coach	Florida Beachdogs	CBA
Spring '96	Head Coach	Florida Sharks	USBL
1996-97	Head Coach	Florida Beachdogs	CBA
1998-99	Asst. Coach	Orlando Magic	NBA
1999-00	Asst. Coach	Orlando Magic	NBA
2000-01	Asst. Coach	Atlanta Hawks	NBA
2001-02	Asst. Coach	Atlanta Hawks	NBA
2002-03	Head Coach	Golden State Warriors	NBA
2003-04	Head Coach	Golden State Warriors	NBA
2004-05	Asst. Coach	Memphis Grizzlies	NBA
2005-06	Asst. Coach	Memphis Grizzlies	NBA
2006-07	Head Coach	Sacramento Kings	NBA
2007-10	- DID NOT COACH FOR 3 SEASONS -		
2010-11	Head Coach	Reno Bighorns	NBADL
2011-12	Head Coach	Los Angeles Defenders	NBADL
2012-13	Asst. Coach	Arizona State Sun Devils	NCAA
2013-14	Assoc. HC	Arizona State Sun Devils	NCAA
2014-15	Assoc. HC	LSU Tigers	NCAA
2015-16	Head Coach	Nevada Wolf Pack	NCAA
2016-17	Head Coach	Nevada Wolf Pack	NCAA
2017-18	Head Coach	Nevada Wolf Pack	NCAA
2018-19	Head Coach	Nevada Wolf Pack	NCAA
2019-20	Head Coach	Arkansas Razorbacks	NCAA
2020-21	Head Coach	Arkansas Razorbacks	NCAA
2021-22	Head Coach	Arkansas Razorbacks	NCAA
2022-23	Head Coach	Arkansas Razorbacks	NCAA
2023-24	Head Coach	Arkansas Razorbacks	NCAA



MUSSELMAN AT A GLANCE

- Was named Arkansas' 13th head men's basketball coach on April 7, 2019. He has 31 years of coaching experience including eight years as a collegiate head coach and 14 as a professional head coach.
- **In his first eight years as a collegiate head coach, has won at least 20 games each season (24, 28, 29, 29, 20, 25, 28 and 22), advanced to all seven postseasons played (including six straight NCAA tournaments) and reached four NCAA Sweet 16's**, including a Elite 8 appearances with the Hogs in both 2021 and '22.
- At Arkansas, produced four "one-and-dones," three first-round draft picks - including two lottery picks, and six NBA draft picks. Overall, had at least one player drafted in five years straight: **Cody Martin** (2nd Rd, pick 36); **Isaiah Joe** (2nd Rd, pick 49); **Moses Moody** (1st Rd, pick 14); **Jaylin Williams** (2nd Rd, pick 34); **Anthony Black** (1st Rd, pick 6); **Nick Smith Jr.** (1st Rd, pick 27) and **Jordan Walsh** (2nd Rd, pick 38). Also, free agents **Caleb Martin**, **Mason Jones** and **Stanley Umude** have made NBA rosters.
- Defeated AP #1 Auburn on Gonzaga in 2022 and #1 NCAA seed Kansas in 2023.
- Prior to entering the collegiate head coaching ranks, was a head coach for seven professional teams, including two seasons with the Golden State Warriors (2002-04) and one with the Sacramento Kings (2006-07). He won over 550 games as a professional head coach with a combined pro winning percentage of .626 (553-330).
- Played collegiately at the University of San Diego and helped the Toreros to NCAA Tournament berths in 1984 and 1987. He was recipient of the program's Bugelli Leadership Award as a senior.
- Is married to Danyelle Sargent Musselman, who has worked at ESPN, Fox Sports and the NFL Network as a broadcaster. Has two sons, Michael and Matthew, and he and Danyelle have a daughter, Mariah.
- Musselman's father Bill was also an NBA head coach and they were the first father-son combination to become head coaches in the NBA.

MUSSELMAN DID YOU KNOWS

- Named General Manager of CBA's Rapid City Thrillers at age of 22. The next year, became head coach of the Thrillers at he age of 23, the youngest coach in CBA history.
- From 1990-1997, had 26 players called up to the NBA, the highest number in the league during that span.
- Is the only person in CBA history to coach in five league All-Star Games (1990, 1992, 1993, 1994, 1997)
- The first coach in professional basketball history to win 100 games by the age of 28.
- At the age of 37, named head coach of the Golden State Warriors and was the youngest head coach ever hired by an NBA team at the time.
- He and his father, Bill, were first father-son combination to both become head coaches in NBA history.
- In 2003, was runner-up to Gregg Popovich for NBA Coach of the Year Award voting (231 points, including 26 first-place votes).
- Is the CBA's third all-time winningest coach (270-122 in seven seasons) and the most successful coach (54-3 in two seasons) in the history of the United States Basketball League.
- Led CBA in scoring (116.7 ppg) in 192-93 and was 2nd in NBA in scoring (102.4 ppg) in 2002-03.
- Only needed 130 games to win his 100th game as a collegiate head coach. He was the 27th-fastest coach in NCAA history to reach 100 wins but was the ninth-fastest since 1970.
- In his first season at Arkansas (2020), the Razorbacks led the NCAA in 3-point field goal percentage defense while Arkansas led the NCAA in both free throws made and attempted in 2022.

MUSSELMAN VS. ALL OPPONENTS

Opponent	Overall	at Nevada	at Arkansas	Last Meeting
Abilene Christian	2-0	0-0	2-0	12/20/20
Air Force	7-0	7-0	0-0	03/05/19
Akron	1-0	1-0	0-0	12/22/18
Alabama	2-4	0-0	2-4	02/25/23
Alcorn State	1-0	0-0	1-0	11/06/23
Arizona State	1-0	1-0	0-0	12/07/18
Auburn	4-3	0-0	4-3	01/06/24
Austin Peay	1-0	0-0	1-0	11/12/19
Baylor	0-2	0-0	0-2	01/28/23
Boise State	7-2	7-2	0-0	02/02/19
Bradley	2-0	1-0	1-0	12/17/22
Buffalo	1-0	1-0	0-0	11/25/16
BYU	1-0	1-0	0-0	11/06/18
Cal State Fullerton	0-1	0-1	0-0	11/28/15
California Baptist	1-0	1-0	0-0	11/19/18
Central Arkansas	2-0	0-0	2-0	12/01/21
Charlotte	1-0	0-0	1-0	12/11/21
Cincinnati	2-0	1-0	1-0	11/23/21
Coastal Carolina	1-0	1-0	0-0	11/13/15
Colgate	1-0	0-0	1-0	03/19/21
Colorado State	7-1	7-1	0-0	02/02/19
Connecticut	0-1	0-0	0-1	03/23/23
Creighton	0-1	0-0	0-1	11/22/22
Davidson	1-0	1-0	0-0	11/21/17
Drake	1-0	1-0	0-0	12/12/15
Duke	1-1	0-0	1-1	11/29/23
Eastern Washington	1-0	1-0	0-0	03/21/16
Elon	1-0	0-0	1-0	12/21/21
Florida	3-3	0-1	3-2	01/13/24
Fordham	1-0	0-0	1-0	11/11/22
Fresno Pacific	1-0	1-0	0-0	12/09/15
Fresno State	6-3	6-3	0-0	02/23/19
Furman	1-0	0-0	1-0	12/04/23
Gardner-Webb	2-0	0-0	2-0	11/10/23
Georgia	3-2	0-0	3-2	01/10/24
Georgia Tech	1-0	0-0	1-0	11/25/19
Grand Canyon	1-0	1-0	0-0	12/09/18
Gonzaga	1-0	0-0	1-0	03/24/22
Hawai'i	1-1	1-1	0-0	11/24/17
Hofstra	0-1	0-0	0-1	12/18/21
Holy Names	1-0	1-0	0-0	11/30/15
Idaho	1-0	1-0	0-0	11/10/17
Illinois	1-0	0-0	1-0	03/16/23
Illinois State	1-0	1-0	0-0	11/29/17
Indiana	1-0	0-0	1-0	12/29/19
Iona	1-1	1-1	0-0	11/26/16
Iowa State	0-1	0-1	0-0	03/16/17
Kansas	1-0	0-0	1-0	3/218/23
Kansas State	1-0	0-0	1-0	11/02/21
Kentucky	3-2	0-0	3-2	03/04/23
Lipscomb	2-0	0-0	2-0	12/16/23
Little Rock	1-0	0-0	1-0	12/04/21
Lipscomb	1-0	0-0	1-0	12/05/20
Little Rock	1-0	1-0	0-0	11/16/18
LSU	6-4	0-0	6-4	01/24/23
Louisville	1-0	0-0	1-0	11/21/22
Loyola-Chicago	1-1	1-1	0-0	11/28/18
Loyola Marymount	1-0	1-0	0-0	11/14/16
Massachusetts	1-0	1-0	0-0	11/23/18
Mercer	1-0	0-0	2-0	11/09/21
Memphis	0-1	0-0	0-1	11/23/23
Ole Miss	4-1	0-0	4-1	01/24/24
Mississippi State	2-4	0-0	2-4	02/11/23
Mississippi Valley	1-0	0-0	1-0	11/25/20
Missouri	6-3	0-0	6-3	01/04/23
Montana	2-0	1-0	1-0	11/16/19
Montana State	1-0	1-0	0-0	11/15/15
Morehead State	2-1	2-1	0-0	04/01/16
New Mexico	5-3	5-3	0-0	02/09/19
New Mexico State	1-0	0-0	1-0	03/19/22
North Carolina	0-1	0-0	0-1	11/24/23

MUSSELMAN VS. ALL OPPONENTS

Opponent	Overall	at Nevada	at Arkansas	Last Meeting
North Dakota State	1-0	0-0	1-0	11/07/22
North Texas	2-0	0-0	2-0	11/29/20
Northern Iowa	1-0	0-0	1-0	11/17/21
Northern Kentucky	1-0	0-0	1-0	11/30/19
Oakland	1-0	1-0	0-0	11/23/16
Oklahoma	1-2	0-0	1-1	12/09/22
Oklahoma State	0-1	0-0	0-1	01/30/21
Old Dominion	1-0	0-0	1-0	11/13/23
Oral Roberts	2-0	0-0	2-0	03/27/21
Oregon State	1-1	1-1	0-0	11/18/16
Pacific	4-0	4-0	0-0	11/09/18
Penn	1-0	0-0	1-0	11/28/21
Portland State	1-0	1-0	0-0	11/25/15
Radford	1-0	1-0	0-0	12/17/17
Rhode Island	1-0	1-0	0-0	11/13/17
Rice	1-0	0-0	1-0	11/05/19
Saint Mary's	0-1	0-1	0-0	11/11/16
San Diego State	4-7	3-7	1-0	11/23/22
San Francisco	0-1	0-1	0-0	12/23/17
San Jose State	6-0	6-0	1-0	12/03/22
Santa Clara	2-0	2-0	0-0	11/15/17
South Carolina	3-2	0-0	3-2	01/20/24
South Dakota	1-0	0-0	1-0	11/22/19
South Dakota State	2-0	1-0	1-0	11/16/22
Southern	1-0	0-0	1-0	12/09/20
Southern Cal	1-0	1-0	0-0	12/01/18
Southern Illinois	1-0	1-0	0-0	12/22/17
Stanford	1-0	0-0	1-0	11/22/23
Tennessee	2-4	0-0	2-4	02/28/23
Texas	1-0	1-0	0-0	03/16/18
Texas A&M	5-5	0-0	5-5	01/16/24
Texas Tech	1-0	0-0	1-0	03/21/21
TCU	1-1	0-1	1-0	01/25/20
Texas Southern	1-0	0-0	1-0	11/19/19
Texas Tech	0-1	0-1	0-0	12/05/17
Towson	1-0	1-0	0-0	12/21/16
Troy	1-0	0-0	1-0	11/28/22
Tulsa	2-0	1-0	1-0	12/14/19
UC Davis	1-0	1-0	0-0	12/19/17
UC Irvine	2-0	2-0	0-0	12/02/17
UC Santa Barbara	1-0	1-0	0-0	12/22/16
UNC Asheville	1-0	0-0	1-0	12/21/22
UNC Greensboro	1-1	0-0	1-1	11/17/23
UNC Wilmington	1-0	0-0	1-0	12/30/23
UNLV	7-2	7-2	0-0	02/27/19
UT Arlington	1-0	0-0	1-0	12/02/20
Utah	1-0	1-0	0-0	12/29/18
Utah State	7-2	7-2	0-0	03/02/19
Valparaiso	1-0	0-0	1-0	12/21/19
Vanderbilt	3-2	0-0	3-2	01/04/22
Vermont	2-0	1-0	1-0	03/17/16
Washington	1-0	1-0	0-0	12/11/16
West Virginia	1-0	0-0	1-0	01/29/22
Western Kentucky	0-1	0-0	0-1	12/07/19
Wichita State	0-1	0-1	0-0	12/22/15
Wyoming	5-1	5-1	0-0	02/16/19
Totals	215-85	110-34	105-51	

MUSSELMAN VS. CONFERENCES

American Athletic	4-1	CAA	3-1	Ohio Valley	3-1
American East	2-0	C-USA	4-1	Pac-12	6-1
ACC	4-2	Horizon League	2-0	Patriot League	1-0
Atlantic Sun	3-0	Ind./Non D-1	2-0	SEC	45-39
Atlantic 10	4-0	Ivy League	1-0	SoCon	3-1
Big East	0-2	MAAC	1-1	Southland	2-0
Big Sky	6-0	Mid-American	1-0	SWAC	4-0
Big South	5-0	MEAC	0-0	Summit League	6-0
Big Ten	2-0	Missouri Valley	8-2	Sun Belt	6-0
Big 12	7-8	Mountain West	62-21	WCC	9-2
Big West	5-2	Northeast	0-0	WAC	4-0

MUSSELMAN RECORD BREAKDOWN

OVERALL:	215-85
- AT ARKANSAS.....	105-51
Home:.....	125-17.....68-12 at Arkansas
Away:.....	50-46.....16-27 at Arkansas
Neutral:.....	39-22.....21-12 at Arkansas
CONFERENCE GAMES:	96-53
- AT ARKANSAS.....	42-35
Home:.....	60-16.....28-11 at Arkansas
Away:.....	36-37.....14-24 at Arkansas
VS RANKED TEAMS: 14-24	AS RANKED TEAM:82-28
- AT ARKANSAS..... 12-21	- AT ARKANSAS44-15
Home:.....	6-6 / 6-6 at Ark
Away:.....	2-9 / 2-8 at Ark
Neutral:.....	6-9 / 4-7 at Ark
Home:.....	44-3 / 26-2 at Ark
Away:.....	15-11 / 3-5 at Ark
Neutral:.....	23-14 / 15-9 at Ark
RECORD BY MONTH:	
November:.....	50-8.....26-4 at Arkansas
December:.....	45-13.....24-6 at Arkansas
January:.....	43-27.....19-21 at Arkansas
February:.....	43-17.....20-11 at Arkansas
March:.....	32-20.....16-9 at Arkansas
April:.....	1-0.....0-0 at Arkansas
WHEN LEADING AT HALFTIME:	166-14
at Arkansas	82-10
WHEN TRAILING AT HALFTIME:	46-69
at Arkansas	21-40
WHEN TIED AT HALFTIME:	4-1
at Arkansas	2-1
OUT-REBOUNDING OPP:	135-20
at Arkansas	65-10
BEING OUT-REBOUNDED:	69-60
at Arkansas	36-38
REBOUNDS ARE EVEN:	11-4
at Arkansas	4-3
WHEN SCORING FIRST:	128-36
at Arkansas	62-20
WHEN OPPONENT SCORES FIRST:	87-49
at Arkansas	43-31
ONE-POSSESSION GAMES:	29-18
at Arkansas	14-10
OVERTIME GAMES:	11-6
at Arkansas	5-3
GAMES DECIDED BY 1-5 PTS:	47-31
at Arkansas	23-17
GAMES DECIDED BY 6-10 PTS:	40-24
at Arkansas	25-16
GAMES DECIDED BY 11-19 PTS:	66-19
at Arkansas	33-11
GAMES DECIDED BY 20-PLUS PTS:	52-11
at Arkansas	24-7
SHOOTING 50 PERCENT OR BETTER:	73-3
at Arkansas	35-2
SHOOTING PCT. BETTER THAN OPP:	178-14
at Arkansas	89-9
SHOOTING PCT. WORSE THAN OPP:	35-70
at Arkansas	15-42
SHOOTING PCT. SAME AS OPP:	1-1
at Arkansas	0-0
OUT-SCORING OPP BENCH:	107-19
at Arkansas	54-18
OUT-SCORED BY OPP BENCH:	99-56
at Arkansas	46-32
BENCH SCORING EVEN:	8-1
at Arkansas	4-1

MOST POINTS BY A MUSSELMAN TEAM

NOTE: MISSING SOME RESULTS FROM RAPID CITY (CBA) AND FLORIDA (USBL)				
142	Arkansas	Mississippi Valley State	11/25/20	W, 142-62
138	LA D-Fenders	Erie BayHawks	02/06/12	W, 138-107
135	LA D-Fenders	Stockton Kings	11/28/11	W, 135-103
135	Sacramento	Charlotte Bobcats	02/28/07	W, 135-120
135	Golden State	Orlando Magic	11/16/02	W, 135-92
133	Golden State	at Milwaukee Bucks	03/08/03	L, 133-138 (OT)
132	LA D-Fenders	Rio Grande Valley Vipers	12/05/11	W, 132-126
128	Sacramento	Los Angeles Lakers	12/29/06	L, 128-132 (OT)
128	Golden State	Utah Jazz	04/08/03	W, 128-102
127	LA D-Fenders	Canton Charge	01/30/12	W, 127-87
127	Reno	Idaho Stampede	12/01/10	W, 127-117
126	Reno	Rio Grande Valley Vipers	004/20/11	L, 126-134

PLAYER GAME HIGHS:

MOST POINTS:	
at Nevada:	45 Jordan Caroline at New Mexico 01/07/17
	40 Jordan Caroline at Colorado St 02/06/19
	37 D.J. Fenner vs UNLV 02/08/17
	34 Marquenze Coleman at Hawai'i 11/16/15
	33 Caleb Martin at Utah 12/29/18
	32 Marcus Marshall at Wyoming 01/14/17
	32 Marcus Marshall at Washington 12/11/16
	32 Tyron Criswell vs Eastern Washington 03/21/16
	30 4x
at Arkansas:	41 Mason Jones vs Tulsa 12/14/19
	40 Mason Jones vs Auburn 02/04/20
	38 Mason Jones vs Miss State 02/15/20
	37 Mason Jones vs Tennessee 02/26/20
	36 Mason Jones vs LSU 03/04/20
	35 Tramon Mark vs Texas A&M 01/16/24
	34 Tramon Mark vs North Carolina 11/24/23
	34 Mason Jones vs South Carolina 01/29/20
	34 Isaiah Joe at Ole Miss 01/11/20
	33 Isaiah Joe vs Texas Southern 11/19/19
	32 Keyon Menifield Jr. vs UNCW 12/30/23
	32 Mason Jones vs Rice 11/05/19
	31 Stanley Umude at Georgia 02/02/22
	31 JD Notae at Texas A&M 01/08/22
	30 5x - Last: JD Notae vs Kentucky 02/26/22
Season Opener: 32 Mason Jones vs Rice 11/05/19	
SEC Opener: 17 Isaiah Joe & Mason Jones vs TX A&M 01/04/20	
SEC Game: 40 Mason Jones vs Auburn 02/04/20	
SEC Tourney: 28 Moses Moody vs LSU 03/13/20	
NCAA Tourney: 27, Justin Smith vs Colgate 03/19/21	
Bud Walton: 41 Mason Jones vs Tulsa 12/14/19	
Road Game: 34 Isaiah Joe at Ole Miss 01/11/20	
Neutral Site: 34, Tramon Mark vs North Carolina 11/24/23	
Ranked Opp: 40 Mason Jones vs Auburn 02/04/20	
Frosh: 28 (4x) Moses Moody (Bama, USC, TX A&M, LSU)	
Soph: 34 Isaiah Joe at Ole Miss 01/11/20	
Junior: 41 Mason Jones vs Tulsa 12/14/19	
Senior+: 31 (2x) Notae at TX A&M and Umude at Georgia	
MOST FIELD GOALS MADE:	
at Nevada:	17 Jordan Caroline at New Mexico 01/07/17
	13 Cody Martin vs Utah State 02/17/18
	12 Jordan Caroline at UNLV 02/25/17
	12 Cameron Oliver vs Eastern Washington 03/21/16
	12 D.J. Fenner v UNLV 02/08/17
at Arkansas:	14 Jimmy Whitt Jr. vs Vanderbilt 01/15/20
	13 Tramon Mark vs North Carolina 11/24/23
	12 Jalen Graham vs Florida 02/18/23
	12 Ricky Council IV vs Troy 11/28/22
	12 Stanley Umude at Georgia 02/02/22
	12 Mason Jones vs Auburn 02/04/20
	12 Mason Jones vs Tulsa 12/14/19
	12 Mason Jones vs Rice 11/05/19
MOST 3-POINTERS MADE:	
at Nevada:	8 Marcus Marshall at UNLV 02/25/17
	7 6x
at Arkansas:	8 Mason Jones at Texas A&M 03/07/20
	7 Isaiah Joe at Ole Miss 01/11/20
	6 5x - LAST: Stanley Umude at Missouri 02/15/22
MOST FREE THROWS MADE:	
at Nevada:	15 Marcus Marshall vs Boise State 02/22/17
	15 Marquenze Coleman vs UNLV 01/23/16
	15 Marquenze Coleman at Hawai'i 11/16/15
	14 Jordan Caroline vs Rhode Island 11/13/17
	14 Marcus Marshall at Wyoming 01/14/17
at Arkansas:	18 Mason Jones vs Miss State 02/15/20
	16 Moses Moody vs Alabama 02/24/21
	15 Mason Jones vs South Carolina 01/29/20
	13 Keyon Menifield Jr. vs UNCW 12/30/23
	13 Anthony Black at Auburn 01/07/23
	13 JD Notae vs Kentucky 02/26/22
MOST REBOUNDS:	
at Nevada:	24 Cameron Oliver vs Fresno State 02/1/16
	21 Cameron Oliver at UNLV 02/20/16
	17 Cameron Oliver vs Colorado State 03/04/17
	16 6x
at Arkansas:	17 Trevon Brazile vs Stanford (11/22/23)
	17 Justin Smith vs Oral Roberts 12/20/20
	16 Jaylin Williams vs Tennessee 02/19/22
	16 Connor Vanover vs North Texas 11/28/20
	15 Jaylin Williams vs New Mexico St 03/19/22
	15 Jaylin Williams vs West Virginia 01/29/22
	15 Jimmy Whitt Jr. vs LSU 03/04/20
Season Opener: 12 Trevon Brazile vs North Dakota State 11/07/22	
SEC Opener: 6 Mason Jones vs Texas A&M 01/04/20	
SEC Game: 16 Jaylin Williams vs Tennessee 02/19/22	
SEC Tourney: 11 Jaylin Williams vs LSU 03/11/22	
NCAA Tourney: 15 Jaylin Williams vs New Mexico St 03/19/22	
Bud Walton: 17 Justin Smith vs Oral Roberts 12/20/20	
Road Game: 13 Jaylin Williams at LSU 01/15/22	
Neutral Site: 17 Trevon Brazile vs Stanford 11/22/23	
Ranked Opp: 16 Jaylin Williams vs #16 Tennessee 02/19/22	
Frosh: 10 (6x) last Jordan Walsh at South Carolina 02/04/23	
Soph: 17 Trevon Brazile vs Stanford 11/22/23	
Junior: 12 Mason Jones vs South Carolina 01/29/20	
Senior+: 17 Justin Smith vs Oral Roberts 12/20/20	

MOST OFFENSIVE REBOUNDS:

at Nevada:	11 AJ West at Pacific 11/21/15
	8 Cameron Oliver vs Fresno State 02/1/16
at Arkansas:	11 Justin Smith vs Oral Roberts 03/27/21
	10 Justin Smith vs Oral Roberts 12/12/20
	8 Trevon Brazile vs Stanford 11/22/23
	7 Trevon Brazile vs Memphis 11/23/23
	6 Au'Diese Toney vs Cincinnati 11/23/21
	6 Justin Smith vs UT Arlington 12/02/20
	6 Reggie Chaney at Missouri 02/08/20

MOST DEFENSIVE REBOUNDS:

at Nevada:	16 Cameron Oliver vs Fresno State 02/1/16
	14 Cameron Oliver vs Colorado State 03/04/17
	14 Cameron Oliver at Wyoming 01/14/17
	13 Cameron Oliver vs Colorado State 03/11/17
	13 Cameron Oliver at Air Force 02/15/17
at Arkansas:	15 Jaylin Williams vs Tennessee 02/19/22
	15 Jaylin Williams vs West Virginia 01/29/22
	14 Makhi Mitchell vs UNCG 12/06/22
	14 Connor Vanover vs North Texas 11/28/20
	14 Jimmy Whitt Jr. vs LSU 03/04/20
	13 Jaylin Williams vs New Mexico St 03/19/22
	13 Jaylin Williams at LSU 01/15/22

MOST ASSISTS:

at Nevada:	11 Cody Martin vs BYU 11/06/18
	11 Cody Martin vs Colorado State 02/25/18
	11 Marquenze Coleman vs Holy Names 11/30/15
	10 Cody Martin vs Little Rock 11/16/18
	10 Cody Martin vs Pacific 11/09/18
	10 Marcus Marshall vs Colorado State 03/04/17
at Arkansas:	11 Jalen Tate vs UCA 12/12/12
	10 Jalen Tate vs Georgia 01/09/21
	9 Mason Jones at Ole Miss 01/11/20
	8 EIGHT TIMES
LAST Davonte Davis vs Furman 12/04/23	

Season Opener: 7 Isaiah Joe vs Rice 11/05/19	
SEC Opener 5 Jalen Harris vs Texas A&M 01/04/20	
SEC Game: 10 Jalen Tate vs Georgia 01/09/21	
SEC Tourney: 6 (2x) LAST Anthony Black vs Auburn 03/09/23	
NCAA Tourney: 6 (2x) LAST JD Notae vs Gonzaga 03/24/22	
Bud Walton: 11 Jalen Tate vs Central Arkansas 12/12/12	
Road Game: 9 Mason Jones at Ole Miss 01/11/20	
Neutral Site: 6 Jalen Tate vs Oral Roberts 03/27/21	
Ranked Opp: 6 (3x) last El Ellis 11/29/23	
Frosh: 8 (3x) Anthony Black vs Ole Miss, at TX A&M and vs UGA	
Soph: 8 Davonte Davis vs Charlotte 12/07/21	
Junior: 9 Mason Jones at Ole Miss 01/11/20	
Senior+: 11 Jalen Tate vs Central Arkansas 12/12/12	

MOST STEALS:

at Nevada:	5 Caleb Martin vs California Baptist 11/19/18
	5 Jordan Caroline at San Diego St 02/12/17
	5 Marquenze Coleman at New Mexico 12/30/15
	4 17x
at Arkansas:	8 JD Notae vs New Mexico St 03/19/22
	7 JD Notae vs Mercer 11/09/21
	7 JD Notae vs Vanderbilt 01/04/22
	6 Jaylin Williams vs Texas A&M 01/22/22
	5 10x: last Anthony Black at Kentucky 02/07/23
Season Opener: 7 JD Notae vs Mercer 11/09/21	
SEC Opener 3 Mason Jones vs Texas A&M 01/04/20	
SEC Game: 7 JD Notae vs Vanderbilt 01/04/21	
SEC Tourney: 4 JD Notae vs LSU 03/11/22 & Davis vs LSU 03/13/20	
NCAA Tourney: 8 JD Notae vs New Mexico St 03/01/22	
Bud Walton: 7 JD Notae vs Mercer 11/09/21	
Road Game: 5 (2x) last JD Notae at South Carolina	
Neutral Site: 8 JD Notae vs New Mexico St 03/01/22	
Ranked Opp: 4 Desi Sills vs Auburn 02/04/20	
Frosh: 5 (2x) Anthony Black vs Ole Miss 01/21/23 / at UK 02/07/23	
Soph: 6 Jaylin Williams vs Texas A&M 01/22/22	
Junior: 5 (5x) Last Davonte Davis vs Bradley 12/17/22	
Senior+: 8 JD Notae vs New Mexico St 03/01/22	

MOST BLOCKED SHOTS:

at Nevada:	6 Cameron Oliver vs Morehead State 04/01/16
	5 7x
at Arkansas:	7 Makhel Mitchell vs Texas A&M 01/31/23
	6 Chandler Lawson vs Duke (1/29/23)
	6 Connor Vanover vs North Texas 11/28/200
	5 SEVEN TIMES
Last: Chandler Lawson vs Stanford 11/22/23	
Season Opener: 3 Connor Vanover vs Miss Valley 11/25/20	
SEC Opener: 3 Jaylin Williams at Mississippi State 12/29/21	
SEC Game: 7 Makhel Mitchell vs Texas A&M 01/31/23	
SEC Tourney: 4 (3x) last Makhi Mitchell & A. Black vs TX A&M 03/10/23	
NCAA Tourney: 3 Moses Moody vs Oral Roberts 03/27/21	
Bud Walton: 6 Connor Vanover vs North Texas 11/28/20	
Road Game: 5 (2x) last Makhel Mitchell at Kentucky 02/07/23	
Neutral Site: 5 (2x) last Chandler Lawson vs Stanford 11/22/23	
Ranked Opp: 6 Chandler Lawson vs Duke (1/29/23)	
Frosh: 4 Jaylin Williams vs LSU 02/27/21	
Soph: 6 Connor Vanover vs North Texas 11/28/20	
Junior: 3 (3x) last Tramon Mark vs Texas A&M 01/16/24 03/13/21	
Senior+: 7 Makhel Mitchell vs Texas A&M 01/31/23	

POINTS	99	at Georgia 02/29/20
	97	at Vanderbilt 01/14/23
	92	at LSU 01/13/21
	90	vs UNCW 12/30/23
	90	vs Creighton 11/22/22
	90	at Alabama 01/16/21
	90	vs LSU 03/04/20
FG MADE	38	at Georgia 02/29/20
	34	vs Auburn 01/06/24
	34	at LSU 01/13/21
	32	vs Oklahoma 12/10/22
FG ATTEMPTS	80	vs Auburn 02/08/22
	76	vs Texas A&M 01/31/23
	76	vs LSU 02/21/27
	74	vs Texas A&M 01/16/24
	73	vs Furman 12/04/23
FG PCT	.588 (30-51)	vs Mississippi State 02/15/20
	.585 (31-53)	vs Creighton 11/22/22
	.574 (31-54)	vs UConn 03/23/23
	.571 (32-56)	vs Oklahoma 12/10/22
	.567 (38-67)	at Georgia 02/29/20
	.564 (31-55)	at Texas A&M 01/09/22
3 PT MADE	17	vs Northern Iowa 11/17/21
	15	at Alabama 01/16/21
	15	at Auburn 12/30/20
	14	at Kentucky 02/09/21
	13	5x: LAST vs Oklahoma 12/11/21
3 PT ATT	39	vs Mississippi Valley 11/25/20
	37	vs Northern Iowa 11/17/21
	33	vs Alabama 02/24/21
	32	vs Furman 12/04/23
	32	vs Auburn 02/08/22
	32	at Missouri 02/13/21

3 PT PCT	.667 (12-18)	at Tennessee 03/05/22
	.600 (6-10)	vs Mississippi State 02/11/23
	.591 (13-22)	vs Oklahoma 12/11/21
	.556 (10-18)	at Vanderbilt 01/14/23
	.538 (14-26)	at Kentucky 02/09/21
FT MADE	34	at Missouri 02/08/20
	30	at Missouri 01/18/23
	29	at Vanderbilt 01/14/23
	28	vs Missouri 01/02/21
FT ATTEMPTS	44	at Missouri 02/08/20
	40	at Missouri 01/18/23
	39	vs Missouri 01/02/21
	36	at Vanderbilt 01/14/23
	36	vs Alabama 01/11/23
FT PCT	1.000 (13-13)	at Ole Miss 01/26/22
	1.000 (14-14)	vs Florida 02/16/21
	.962 (25-26)	at Ole Miss 01/11/20
	.950 (19-20)	vs Texas A&M 10/12/22
	.947 (18-19)	vs LSU 03/02/22
REBOUNDS	60	vs Auburn 02/08/22
	53	at LSU 01/08/20
	52	at Missouri 02/08/20
	51	vs Missouri 01/02/21
OFF REB	24	vs Texas A&M 01/31/23
	24	vs Auburn 02/08/22
	23	at LSU 01/08/20
	22	vs LSU 03/02/22
DEF REB	41	vs Missouri 01/02/21
	37	at Georgia Tech 11/25/19
	36	vs Auburn 02/08/22
	35	2x - LAST: vs Auburn 01/06/24
ASSISTS	22	vs UConn 03/23/23
	20	vs South Carolina 01/20/24
	18	at Tennessee 02/28/23
	18	vs Texas A&M 03/12/22
	18	vs Oklahoma 12/11/21
	18	at Kentucky 02/09/21
	18	at Alabama 01/16/21
STEALS	13	at Missouri 01/18/23
	12	vs Auburn 03/09/23
	12	at Mississippi State 12/29/21
	12	at Alabama 01/16/21
	11	2x - LAST at Tennessee 02/28/23
BLOCKS	9	at Texas A&M 01/08/22
	9	vs Auburn 01/20/21
	9	at Tennessee 01/06/21
	7	3x - LAST: at Auburn 01/07/23
TURNOVERS	30	vs Fordham 11/11/22
	27	vs Bradley 12/17/22
	27	vs Rice 11/05/19
	26	vs Mississippi State 02/02/21
FOULS	35	vs LSU 03/04/20
	33	vs South Carolina 01/29/20
	32	vs Alabama 02/24/21
	31	at Kentucky 02/07/23

ARK TEAM GAME LOWS (w/Muss):

FEWEST PTS	51	vs Auburn 01/06/24
	53	vs New Mexico State 03/19/22
	56	at Texas A&M 02/15/23
	57	at Tennessee 02/28/23
	57	at LSU 12/28/22
FEWEST FG	14	vs New Mexico State 03/19/22
	15	at Tennessee 02/11/20
	18	vs Auburn 01/06/24
	18	at Tennessee 02/28/23
	18	vs UNCG 12/06/22
	18	vs Tennessee 02/19/22
FEWEST FGA	45	vs North Texas 11/12/19
	46	vs Austin Peay 12/03/19
	48	vs Mississippi State 02/11/23
	49	at Tennessee 02/28/23
	49	at Tennessee 02/11/20
	50	5x LAST vs Oklahoma 12/09/23
LOWEST FG%	.275 (14-51)	vs New Mexico State 03/19/22
	.268 (19-71)	vs Missouri 01/02/21
	.305 (18-59)	vs Tennessee 02/19/22
	.303 (23-76)	vs Stanford 11/22/23
	.306 (15-49)	at Tennessee 02/11/20
FEWEST 3PT FG	0	vs South Carolina 01/18/22
	1	vs Oral Roberts 03/27/21
	2	vs Florida 02/18/23
	2	vs Alabama 01/11/23
	2	at Auburn 01/07/23
	2	vs San Diego State 11/23/22
	2	vs Fordham 11/11/22
	2	vs Mississippi State 02/02/21
FEWEST 3 FGA	9	at Kentucky 02/07/23
	9	vs Oral Roberts 03/27/21
	9	vs TCU 01/25/20
	10	at Alabama 02/25/23
	10	vs Florida 02/18/23
	10	vs Alabama 01/11/23

LOWEST 3 PT%	.000 (0-11)	vs South Carolina 01/18/22
	.111 (1-9)	vs Oral Roberts 03/27/21
	.125 (2-16)	at Auburn 01/07/23
	.125 (2-16)	vs Fordham 11/11/22
	.118 (2-17)	vs Mississippi State 02/02/21
	.136 (3-22)	vs Kansas State 11/22/21
FEWEST FT	4	vs Lipscomb 12/16/23
	4	at Georgia 02/02/22
	4	at Oklahoma State 01/30/21
	5	at LSU 12/28/22
	6	at Mississippi State 01/22/20
FEWEST FTA	7	at Georgia 02/02/22
	7	at Oklahoma State 01/30/21
	8	vs Lipscomb 12/16/23
	8	at Ole Miss 01/26/22
	8	vs Central Arkansas 12/12/20
LOWEST FT%	.471 (8-17)	vs Southern 12/09/20
	.500 (4-8)	vs Lipscomb 12/16/23
	.500 (7-14)	at Texas A&M 02/15/23
	.500 (5-10)	at LSU 12/28/22
	.500 (13-26)	vs Central Arkansas 12/01/21
	.529 (9-17)	vs Ole Miss 01/21/23
FEWEST REBS	23	vs Missouri 02/22/20
	24	vs North Texas 11/12/19
	24	at LSU 01/08/20
	25	vs Oklahoma 12/09/23
	25	vs Duke 03/26/22
	25	at Texas A&M 03/07/20
FEWEST OFF REB	2	vs Missouri 02/22/20
	3	vs Texas A&M 01/168/24
	3	vs New Mexico State 03/19/22
	3	at LSU 01/08/20
	3	at Georgia Tech 11/25/19
	4	3x - LAST: vs Georgia 02/21/23
FEWEST DEF REB	15	vs UConn 03/23/23
	15	at Florida 02/18/20
	17	vs Oklahoma 12/10/22
	17	vs Duke 03/26/22
	18	vs Texas A&M 03/10/23
	18	vs Kentucky 03/04/23
	18	at Tennessee 02/11/20
	18	vs TCU 01/25/20
FEWEST ASSISTS	4	vs Illinois 03/16/23
	4	at Texas A&M 02/15/23
	4	vs Troy 11/28/22
	6	vs North Carolina 11/24/23
	6	vs Stanford 11/22/23
	6	at Alabama 02/25/23
	6	at Tennessee 02/11/20
FEWEST STEALS	0	vs Texas Tech 03/21/21
	1	vs Texas A&M 01/16/24
	2	vs Abilene Christian 12/21/23
	2	vs New Mexico State 03/19/22
	2	at Tennessee 01/06/21
	3	at Ole Miss 01/24/24
	3	vs Old Dominion 11/13/23
	3	at Vanderbilt 01/14/23
FEWEST BLOCKS	0	at Alabama 02/12/22
	1	vs New Mexico State 03/19/22
	1	vs Texas Tech 03/21/21
	1	vs Georgia 01/09/21
	1	vs Northern Kentucky 11/30/19
	1	vs South Carolina 01/29/20
	1	vs Mississippi State 02/15/20
	1	at Florida 02/18/20
FEWEST TO	4	vs Old Dominion 11/13/23
	5	vs South Carolina 01/20/24
	5	vs New Mexico State 03/19/22
	5	vs Northern Iowa 11/17/21
	5	vs LSU 03/04/20
FOULS	6	vs Mercer 11/09/21
	10	vs Southern 12/09/20
	12	vs Old Dominion 11/13/23
	12	vs Florida 02/18/23
	12	vs Oklahoma 12/10/22
	12	vs Mississippi Valley 11/25/20

OPP GAME LOWS (w/Muss at ARK):

FEWEST PTS	40	vs LSU 01/24/23
	43	vs Missouri 01/12/22
	43	vs Rice 11/05/19
	43	vs North Texas 11/12/19
	44	vs Southern 12/09/20
FEWEST FG	14	vs LSU 01/24/23
	14	vs Missouri 01/12/22
	15	vs Mississippi State 02/02/21
	15	vs Lipscomb 12/05/20
	16	vs Tennessee 02/19/22
	16	vs Rice 11/05/19
FEWEST FGA	44	vs Louisville 11/21/22
	45	vs Bradley 12/17/22
	45	vs Fordham 11/11/22
	45	vs Texas A&M 01/04/20
	46	at Florida 02/18/20

LOWEST FG%	.254 (15-59)	vs Lipscomb 12/05/20
	.259 (14-54)	vs LSU 01/24/23
	.271 (16-59)	vs Tennessee 02/19/22
	.286 (18-63)	vs Southern 12/09/20
	.286 (16-56)	vs Rice 11/05/19
FEWEST 3PT FG	1	vs Texas A&M 03/10/23
	1	vs LSU 01/24/23
	1	vs Ole Miss 01/27/21
	1	vs Southern 12/09/20
	2	9x - LAST: vs UNC Asheville 12/21/22
FEWEST 3 FGA	7	vs Mississippi State 02/15/20
	9	vs Alcorn State 11/06/023
	9	vs LSU 01/24/23
	10	vs Texas A&M 03/10/23
	10	vs Duke 03/26/22
LOWEST 3 PT%	.063 (1-16)	vs Ole Miss 01/27/21
	.077 (1-13)	vs Southern 12/09/20
	.080 (2-25)	vs Rice 11/05/19
	.100 (1-10)	vs Texas A&M 03/10/23
	.111 (1-9)	vs LSU 01/24/23
	.111 (2-18)	vs San Diego State 11/23/22
	.118 (2-17)	vs North Texas 11/12/19
FEWEST FT	3	vs Alabama 02/24/21
	3	vs Mississippi Valley 11/25/20
	4	vs Old Dominion 11/13/23
	5	vs Elon 12/21/21
	6	5x LAST vs Ole Miss 01/21/23
FEWEST FTA	3	vs Alabama 02/24/21
	5	vs Old Dominion 11/13/23
	6	vs Mississippi Valley 11/25/20
	9	vs Lipscomb 12/16/23
	9	vs Elon 12/21/21
	9	vs Oklahoma 12/10/22
LOWEST FT%	.375 (3-8)	vs Alabama 02/24/21
	.462 (6-13)	vs Ole Miss 01/21/23
	.467 (7-15)	vs Central Arkansas 12/01/21
	.471 (8-17)	vs Auburn 02/08/22
	.500 (6-12)	at LSU 12/28/22
	.500 (9-18)	vs UNC Asheville 12/21/22
	.500 (12-24)	vs South Carolina 01/18/22
	.500 (6-12)	vs LSU 02/27/21
	.500 (9-18)	at Indiana 12/29/19
FEWEST REBS	19	vs Auburn 03/09/23
	21	vs Charlotte 12/01/21
	22	vs Mercer 11/09/21
	23	at Missouri 01/18/23
	23	vs Missouri 01/04/23
	25	vs Florida 02/18/23
FEWEST OFF REBS	4	vs Charlotte 12/01/21
	4	vs Mercer 11/09/21
	4	vs Mississippi State 02/15/20
	4	vs Vanderbilt 01/15/20
	5	7x - LAST: vs New Mexico State 03/19/22
FEWEST DEF REBS	13	vs Auburn 03/09/23
	14	vs Missouri 01/04/23
	16	at Missouri 01/18/23
	17	vs Florida 02/18/23
	17	vs Charlotte 12/01/21
	18	3x LAST - vs San Jose State 12/03/22
FEWEST ASSISTS	4	vs Louisville 11/21/22
	5	vs Texas A&M 01/16/24
	5	at Baylor 01/28/23
	5	vs Southern 12/09/20
	6	5x - LAST: vs Georgia 02/21/23
FEWEST STEALS	0	vs Vanderbilt 01/15/20
	1	vs South Carolina 01/20/24
	1	vs Vermont 03/19/22
	1	vs Cincinnati 11/23/21
	1	at Kentucky 02/09/21
	1	at LSU 01/08/20
FEWEST BLKS	0	vs North Carolina 11/24/23
	0	vs Stanford 11/22/23
	0	vs Gardner-Webb 11/10/23
	0	vs Fordham 11/11/22
	0	vs Hofstra 12/18/21
	0	vs Georgia 01/09/21
	0	Southern 12/09/20
	0	vs North Texas 11/12/19
	0	vs Austin Peay 12/03/19
	1	20x LAST: vs South Carolina 01/20/24
FEWEST TO	2	vs Texas A&M 01/16/24
	5	at Tennessee 01/06/21
	6	vs Vermont 03/19/22
	7	vs Lipscomb 12/05/20
	8	vs UNCW 12/30/23
	8	vs Abilene Christian 12/21/23
	8	at Baylor 01/28/23
	8	at Auburn 01/07/23
	8	vs LSU 02/27/21
FEWEST FOULS	12	at Tennessee 01/06/21
	12	vs Central Arkansas 12/12/20
	13	vs Lipscomb 12/16/23
	14	6x - LAST: at Georgia 02/02/22

RANKING SEC HOOPS COACHES

GOING INTO THE 2023-24 SEASON

1. ERIC MUSSELMAN
2. JOHN CALIPARI
3. RICK BARNES
4. NATE OATS
5. CHRIS BEARD
6. BRUCE PEARL
7. BUZZ WILLIAMS
8. CHRIS JANS
9. DENNIS GATES
10. JERRY STACKHOUSE
11. TODD GOLDEN
12. MIKE WHITE
13. MATT MCMAHON
14. LAMONT PARIS

COLLEGE BASKETBALL REPORT

MUSSELMAN MILESTONE COLLEGIATE WINS

OVERALL

1	11/13/15	vs Coastal Carolina (Honolulu, Hawaii)	73-56
100	01/24/19	Colorado State (Reno, Nev.)	100-60
200	02/07/23	at Kentucky (Lexington, Ky.)	88-73

AT ARKANSAS

1	11/05/19	Rice (Fayetteville, Ark.)	91-43
50	11/23/21	vs Cincinnati (Kansas City, Mo.)	73-67
100	11/29/23	vs #7 Duke (Fayetteville, Ark.)	80-75

MUSSELMAN PLAYERS OF NOTE

CODY MARTIN

NEVADA

- Charlotte Hornets (Free Agent) • 2019-pres.
- 2x All-Mountain West (2018 and 2019)

CALEB MARTIN

NEVADA

- Hornets (2019 2nd Rd / 36th pick) • Heat 2021-pres.
- 2x First Team All-America (2018 and 2019)

JORDAN CAROLINE

NEVADA

- 3x First Team All-Mountain West (2018 and 2019)

CAM OLIVER

NEVADA

- Rockets (2021 Free Agent)
- Led Australian NBL in rebounding in 2020

JALEN HARRIS

NEVADA

- Toronto Raptors (2nd Rd / 59th pick) • 2020

ISAIAH JOE

ARKANSAS

- 76ers (2nd Rd • 49th pick) 2020-22; Thunder 2022-pres.

MASON JONES

ARKANSAS

- Rockets, 76ers & Lakers (2021 Free Agent)
- 2020 All-American & 2020 SEC Player of the Year

MOSES MOODY

ARKANSAS

- Golden State Warriors (1st Rd •14th pick) • 2021
- 1st "one-and-done" in Arkansas history
- 2021 All-American & 2021 SEC Freshman of the Year

JD NOTAE

ARKANSAS

- 2021 6th Man of the Year • Bleacher Report's National & SEC
- 2022 All-American and consensus 1st team All-SEC

STANLEY UMUDE

ARKANSAS

- Detroit Pistons (2023 free agent)

JAYLIN WILLIAMS

ARKANSAS

- OKC Thunder (2nd Rd • 34th pick)
- 1st team All-SEC / Defensive All-SEC

ANTHONY BLACK

ARKANSAS

- Orlando Magic (1st Rd • 6th pick)
- 2nd team All-SEC / SEC All-Freshman Team

NICK SMITH JR.

ARKANSAS

- Charlotte Hornets (1st Rd • 27th pick)

JORDAN WALSH

ARKANSAS

- Boston Celtics (2nd Rd • 38th pick)

RICKY COUNCIL IV

ARKANSAS

- Philadelphia 76ers (free agent)
- 2nd team All-SEC

IN HIS FIRST EIGHT YEARS AS A COLLEGIATE HEAD COACH

- » Twice led the NCAA in FT Made (2016 & 2022)
- » Led the NCAA in FT Attempts (2022)
- » Led the NCAA in 3-pt FG Pct Defense (2020)
- » Ranked 1st (4x) or 2nd (3x) seven times in the league in FT Made
- » Ranked 1st (5x) or 2nd (2x) seven times in the league in FT Attempts
- » 8x - Ranked among NCAA top 25 in FT Atts AND 7x in FT Made
- » 4x - Led the league in Scoring Margin (2017, '18, '19, '21)
- » 4x - Led the league in Fewest Turnovers (2017, '18, '19, '20)
- » 3x - Led the league in Overall W-L Percentage (2017, '18, '19)
- » 3x - Led the league in Assist-To-TO Ratio (2017, '18, '19)
- » 3x - In NCAA top 20 in 3PTFG% Defense (2017, '18, '20)

OTHER TEAM HIGHLIGHTS

- » 2nd in the NCAA in Assist-To-TO Ratio (2018)
- » 2nd in the NCAA in Total Rebounds (2016)
- » 2nd in the NCAA in Free Throws Made (2021)
- » 3rd in the NCAA in Total Blocked Shots (2016)
- » 4th in the NCAA in Rebound Margin (2016)
- » 4th in the NCAA in Fewest TO Per Gm (2018)

PLAYER HIGHLIGHTS

- » 10 Players in the NBA in 8 yrs as college coach
- » 4x - Players led his league in 3-PT FG Made
- » 3x - Player led his league in points scored
- » 4 All-Americans (Caleb Martin 2x, Mason Jones, Moses Moody, JD Notae)
- » 21 All-Conference Honors
- » 7 All-Defensive Team Honors
- » 3 Conference Newcomers of the Year
- » 3 Conference 6th Man Award
- » 2 Conference Players of the Year
- » 2 Conference Freshman of the Year
- » 1 Conference Defensive Player of the Year

MUSSELMAN RECORD • POINTS SCORED

Scoring Below 50 Points:	0-0
- At Arkansas	0-0
Home:	0-0
Away:	0-0
Neutral:	0-0
Scoring 50-59 Points:	1-15
- At Arkansas:	1-7
Home:	0-2
Away:	0-11
Neutral:	1-2
Scoring 60-69 Points:	25-28
- At Arkansas	18-17
Home:	14-7
Away:	6-13
Neutral:	5-8
Scoring 70-79 Points:	76-29
- At Arkansas	38-18
Home:	42-7
Away:	15-14
Neutral:	19-8
Scoring 80-89 Points:	71-8
- At Arkansas	29-6
Home:	43-0
Away:	17-5
Neutral:	11-3
Scoring 90-99 Points:	29-1
- At Arkansas	14-0
Home:	19-0
Away:	9-1
Neutral:	1-0
Scoring 100 or More Points:	12-1
- At Arkansas	4-0
Home:	8-0
Away:	3-1
Neutral:	1-0

BEST WINNING PERCENTAGE

active NCAA Division I head coaches
(min 5 yrs • Division I wins - Thru Jan 24)

1	Mark Few, Gonzaga	701-140	.834	25 yrs
3	Bill Self, Kansas	788-240	.767	31 yrs
3	Brian Dutcher, San Diego St.	167-51	.766	7 yrs
4	John Calipari, Kentucky	804-255	.759	32 yrs
5	Chris Jans, Mississippi State	177-63	.738	8 yrs
6	Darian DeVries, Drake	138-52	.726	6 yrs
7	Thad Matta, Butler	466-179	.722	19 yrs
8	Tony Bennett, Virginia	424-163	.722	18 yrs
9	ERIC MUSSELMAN, ARKANSAS	215-85	.717	9 yrs
10	Bruce Pearl, Auburn	651-259	.715	29 yrs
11	Chris Beard, Ole Miss	253-101	.715	12 yrs



MUSSELMAN RECORD • POINTS ALLOWED

Opponent Scores Below 50 Points:	12-0
- At Arkansas	10-0
Home:	10-0
Away:	1-0
Neutral:	1-0
Opponent Scores 50-59 Points:	40-1
- At Arkansas	22-0
Home:	28-1
Away:	9-0
Neutral:	3-0
Opponent Scores 60-69 Points:	78-11
- At Arkansas	34-5
Home:	47-0
Away:	13-6
Neutral:	18-5
Opponent Scores 70-79 Points:	63-31
- At Arkansas	31-21
Home:	33-9
Away:	17-17
Neutral:	13-5
Opponent Scores 80-89 Points:	19-28
- At Arkansas	6-18
Home:	8-6
Away:	8-14
Neutral:	3-8
Opponent Scores 90-99 Points:	3-9
- At Arkansas	2-6
Home:	3-2
Away:	0-5
Neutral:	0-2
Opponent Scores 100 or More Points:	1-2
- At Arkansas	0-0
Home:	0-0
Away:	1-2
Neutral:	0-0

KHALIF BATTLE

G • 6-5 • 185 • Grad. Sr. (2) || Hillside, N.J. (Trenton Catholic / Temple)

@khalifbattle24
@khalifmalikbattle

FULL BIO/STATS

Pronounced: KAY-lif

Including 2023-24, has TWO years of collegiate eligibility ... Graduated from Temple (Summer '23) - Adult & Organizational Development ... Pursuing a second undergraduate degree from Arkansas in Food, Health & Nutrition ... Born on June 24, 2000, in Hillside, N.J. ... Son of Gary & Daniella Battle ... Brother: Tyus played at Syracuse. Sister: GiGi

In 2022-23, Battle averaged a team-best 17.9 points in 27 games, including 13 games with 20-plus points, and **ranked 10th in the NCAA in free throw percentage** ... In his collegiate career, Battle has played in 69 games (19 starts) and scored 871 points, averaging 12.6 points and 3.2 rebounds. He has shot 40.6% from the field, 35.4% from 3-point and 84.1% from the free throw line.

IN THE RANKINGS	No.	SEC
FT Made	80	5th
FT Att	97	6th
FT%	.825	11th

Has led the team in scoring 7x ... **IN THE FIRST FOUR GAMES**, he scored 21 points, made 5 FG, made 3 3's and made 8 FT ... **IN THE FIFTH**, he scored a season-high 25 with 7 FG, 4 3's and 7 FT.

2023-24 HIGHLIGHTS

- ALCORN:** Led the team in scoring with 21 points (5-of-9 FG • 3-of-6 3PT • 8-of-9 FT) and tied for the team lead at +23.
- GWU:** Once again, led the team in scoring with 21 points (5-of-9 FG • 3-of-4 3PT • 8-of-10 FT).
- MEMPHIS:** Led the team with 21 points, making 3-of-4 3-pointers and going 8-of-11 at the line.
- DUKE:** Led the team with 21 points and added five rebounds and five assists ... Scored 15 of his 21 in the second half including 13 during a 16-3 run to put the Hogs up 14.
- FURMAN:** Reached **1,000 career points**, making his first shot attempt – a 3-pointer at 16:07 in the first half ... For the second-straight game, led the team in scoring with a season-high 25 points, making season highs in FG (7) and 3's (4) ... Scored 20 in the second half (5-of-8 FG; 3-of-5 3PT; 7-of-8 FT).
- OKLAHOMA:** Led the team with 13 points, going 8-of-8 from the free throw line.
- ACU:** Scored 18 points and added four rebounds ... Had 14 second-half points, making 3-of-4 from deep, as Arkansas erased a seven-point halftime deficit and Battle was +17 for the game.
- @ OLE MISS:** Led the team with 11 points and tied for the team lead with four rebounds ... Added two assists.

CAREER DOUBLE-DOUBLES (3)

SOPHOMORE (at Temple)	(3)
01/26/21 • TULSA	22 pts 11 reb
02/21/21 • SOUTH FLORIDA	32 pts 10 reb
03/11/21 • vs South Florida	18 pts 10 reb



BATTLE'S PERSONAL BESTS

POINTS	
Season: 25	vs Furman (12/04/23)
Career: 32	vs South Florida (02/21/21)
SEC: 11	at Ole Miss (01/24/24)
FG MADE	
Season: 7	vs Furman (12/04/23)
Career: 10 (2x)	LAST vs Richmond (11/22/22)
SEC: 2	at Ole Miss (01/24/24)
FG ATTEMPTED	
Season: 13	vs Duke (11/29/23)
Career: 22	vs South Florida (02/21/21)
SEC: 9	at Ole Miss (01/24/24)
3-POINT FG MADE	
Season: 4	vs Furman (12/04/23)
Career: 6	vs Richmond (11/22/22)
SEC: 1 (3x)	LAST at Ole Miss (01/24/24)
3-PT FG ATTEMPTS	
Season: 8	vs Duke (11/29/23)
Career: 14	at Tulsa (01/10/23)
SEC: 5	at Ole Miss (01/24/24)
FT MADE	
Season: 8 (5x)	LAST vs Oklahoma (12/09/23)
Career: 10	vs South Florida (02/21/21)
SEC: 6	at Ole Miss (01/24/24)
FT ATTEMPTED	
Season: 11 (2x)	LAST vs Duke (11/29/23)
Career: 12	vs South Florida (02/21/21)
SEC: 7	at Ole Miss (01/24/24)
REBOUNDS	
Season: 6	vs UNC Greensboro (11/17/23)
Career: 11	vs Tulsa (01/26/21)
SEC: 4	at Ole Miss (01/24/24)
ASSISTS	
Season: 5	vs Duke (11/29/23)
Career: 6	vs UMES (12/20/22)
SEC: 3	at Georgia (01/10/24)
STEALS	
Season: 1 (7x)	LAST at Georgia (01/10/24)
Career: 4 (2x)	LAST vs UMES (12/20/22)
SEC: 1	at Georgia (01/10/24)
BLOCKED SHOTS	
Season: 1 (2x)	LAST at Ole Miss (01/24/24)
Career: 2	vs South Florida (03/11/21)
SEC: 1 (2x)	LAST at Ole Miss (01/24/24)
MINUTES	
Season: 33:18	vs UNC Greensboro (11/17/23)
Career: 40:00 (3x)	LAST vs Ole Miss (12/17/22)
SEC: 27:52	at Ole Miss (01/24/24)

KHALIF BATTLE 2023-24 GAME STATS																								
Opponent	Date	GS	Min	FG	FGA	Pct	3FG	3A	Pct	FT	FTA	Pct	O	D	Tot	Avg	PF	FO	A	TO	Blk	Stl	Pts	Avg
ALCORN	11/06/23	19	5	9	556	3	6	.500	8	9	.889	1	2	3	3.0	3	0	2	3	0	0	21	21.0	
GARDNER-WEBB	11/10/23	25	5	9	556	3	4	.750	8	10	.800	0	4	4	3.5	1	0	1	0	0	0	21	21.0	
OLD DOMINION	11/13/23	20	3	6	.500	2	3	.667	5	6	.833	0	2	2	3.0	2	0	1	1	0	0	13	18.3	
UNC GREENSBORO	11/17/23	34	2	10	.200	1	6	.167	6	8	.750	0	6	6	3.8	3	0	2	2	0	0	11	16.5	
vs Stanford	11/22/23	31	2	11	.182	1	4	.250	4	4	1.000	0	1	1	3.2	5	1	0	1	0	1	9	15.0	
vs Memphis	11/23/23	30	5	8	.625	3	4	.750	8	11	.727	0	2	2	3.0	5	1	0	4	0	1	21	16.0	
vs North Carolina	11/24/23	18	3	7	.429	0	3	.000	3	3	1.000	0	4	4	3.1	4	0	1	1	0	0	9	15.0	
DUKE	11/29/23	31	5	13	.385	3	8	.375	8	11	.727	0	5	5	3.4	4	0	5	2	0	0	21	15.8	
FURMAN	12/04/23	24	7	11	.636	4	7	.571	7	8	.875	0	1	1	3.1	3	0	1	0	0	1	25	16.8	
vs Oklahoma	12/09/23	28	2	10	.200	1	4	.250	8	8	1.000	0	2	2	3.0	1	0	1	2	0	1	13	16.4	
vs Lipscomb	12/16/23	11	1	5	.200	0	2	.000	0	0	.000	0	2	2	2.9	2	0	0	1	0	0	2	15.1	
ABILENE CHRISTIAN	12/21/23	27	5	8	.625	3	4	.750	5	6	.833	0	4	4	3.0	3	0	0	3	0	1	18	15.3	
UNCW	12/30/23	7	0	5	.000	0	2	.000	2	2	1.000	0	1	1	2.8	0	0	1	0	0	1	2	14.3	
AUBURN	01/06/24	17	1	4	.250	0	1	.000	2	4	.500	0	2	2	2.8	1	0	0	1	1	0	4	13.6	
at Georgia	01/10/24	24	1	8	.125	1	4	.250	0	0	.000	0	1	1	2.7	3	0	3	1	0	1	3	12.9	
at Florida	01/13/24	2	0	2	.000	0	1	.000	0	0	.000	0	1	1	2.6	1	0	0	0	0	0	0	12.1	
TEXAS A&M	01/16/24	DNP																						
SOUTH CAROLINA	01/20/24	5	1	3	.333	1	2	.500	0	0	.000	0	0	0	2.4	0	0	0	0	0	0	3	11.5	
at Ole Miss	01/24/24	*	27	2	9	.222	1	5	.200	6	7	.857	1	3	4	2.5	1	0	2	1	1	0	11	11.5
Totals		1	380	50	138	.362	27	70	.386	80	97	.825	2	43	45	2.5	42	2	20	23	2	7	207	11.5

KHALIF BATTLE CAREER STATISTICS

Year	GP	GS	Min	Avg	FG	FGA	Pct	3FG	3FGA	Pct	FT	FTA	Pct	Off	Def	Tot	Avg	PF	FO	Ast	TO	Blk	Stl	Pts	Avg
2019-20 (Butler)	24	0	262	10.9	25	75	.333	13	43	.302	9	14	.643	0	25	25	1.0	32	0	13	18	0	10	72	3.0
2020-21 (Temple)	11	4	346	31.5	51	146	.349	23	73	.315	40	50	.800	8	62	70	6.4	34	0	26	30	2	4	165	15.0
2021-22 (Temple) *	7	7	223	31.9	50	93	.538	21	43	.488	29	36	.806	3	24	27	3.9	16	0	7	15	0	3	150	21.4
2022-23 (Temple)	27	8	869	32.2	155	378	.410	77	220	.350	97	108	.898	8	88	96	3.6	53	0	49	62	3	26	484	17.9
2023-24 (ARK)	17	0	353	20.8	48	129	.372	26	65	.400	74	90	.822	1	40	41	2.4	41	2	18	22	1	7	196	11.5
TOTAL	86	19	2053	23.9	329	821	.401	160	444	.360	249	298	.836	20	239	259	3.0	176	2	113	177	6	50	1067	12.4

* - Received a medical redshirt

1 KEYON MENIFIELD

G • 6-1 • 150 • So. (3) || Flint, Mich. (PHHoenix (Arz.) Prep / Washington)

@TheChOsenOne
@keyonmenifield1

FULL BIO/STATS

Pronounced: Men-EE-Field

Is a walkon for the 2023-24 season ... Has THREE years of collegiate eligibility remaining including this year ... Major: Communications ... Born on Feb. 23, 2003, in Beecher, Mich. ... Son of Keyon Menifield Sr. and Shamere Lundy • Brother: Keyonta. Sisters: Diondra and Serenity

- Played one season at Washington and was named the **PAC-12 All-Freshman** team ... His 1.87 assist-turnover ratio led all Pac-12 freshmen
- **Missed the first 10 games ... Granted a waiver by the NCAA and became eligible to play starting the Dec. 16 game versus Lipscomb.**

SEC PLAYER OF THE WEEK (Jan. 1) • scored a career-high 32 points in the win over UNCW.

2023-24 HIGHLIGHTS

- **LIPSCOMB:** Made his debut in a Razorback uniform at 11:46 in the first half ... Scored his first basket on an offensive put-back at 4:06 ... Added three rebounds and two assists with zero turnovers.
- **ACU:** Had 11 points and six rebounds ... Played all 20 minutes of the second half when he scored 11 points and had five rebounds to help Arkansas erase a seven-point halftime deficit ... Led the team with a +21 for the game.
- **UNCW:** Scored a **career-high 32 points** with five assists and four rebounds to be named **SEC PLAYER OF THE WEEK** ... Was 8-of-14 from the field (3-of-7 3PT) and with **career-high in free throws made and attempts (13-of-17)** ... 1 of 2 Razorbacks to have a plus/minus in double-digits at +17 in the 6-point win ... Scored 17 first-half points (5-of-7 FG • 2-of-3 3PT • 5-of-8 FT)...
- **AUBURN:** For the second straight game, led the team in scoring with 14 points while **tying a career-high with four 3's made** ... Added a team-high four assists.
- **TEXAS A&M:** Had two steals and a **tied his career high with two blocked shots.**



MENIFIELD'S PERSONAL BESTS

POINTS

Season: 32 vs UNC Wilmington (12/30/23)
Career: 32 vs UNC Wilmington (12/30/23)
SEC: 14 vs Auburn (01/06/24)

FG MADE

Season: 8 vs UNC Wilmington (12/30/23)
Career: 11 vs Oregon (02/15/23)
SEC: 5 vs Auburn (01/06/24)

FG ATTEMPTED

Season: 15 vs Auburn (01/06/24)
Career: 21 vs North Florida (11/11/22)
SEC: 15 vs Auburn (01/06/24)

3-POINT FG MADE

Season: 4 vs Auburn (01/06/24)
Career: 4 (3x) LAST vs Auburn (01/06/24)
SEC: 4 vs Auburn (01/06/24)

3-PT FG ATTEMPTS

Season: 9 vs Auburn (01/06/24)
Career: 9 vs Auburn (01/06/24)
SEC: 9 vs Auburn (01/06/24)

FT MADE

Season: 13 vs UNC Wilmington (12/30/23)
Career: 13 vs UNC Wilmington (12/30/23)
SEC: --

FT ATTEMPTED

Season: 17 vs UNC Wilmington (12/30/23)
Career: 17 vs UNC Wilmington (12/30/23)
SEC: 3 vs Auburn (01/06/24)

REBOUNDS

Season: 6 vs Abilene Christian (12/21/23)
Career: 8 vs Oregon State (02/18/23)
SEC: 3 vs Auburn (01/06/24)

ASSISTS

Season: 5 vs UNC Wilmington (12/30/23)
Career: 8 at Arizona State (01/08/23)
SEC: 4 vs Auburn (01/06/24)

STEALS

Season: 1 (3x) LAST vs Texas A&M (01/16/24)
Career: 4 vs Stanford (01/12/23)
SEC: 1 (2x) LAST vs Texas A&M (01/16/24)

BLOCKED SHOTS

Season: 2 vs Texas A&M 01/16/24
Career: 2 (2x) LAST vs Texas A&M (01/16/24)
SEC: 2 vs Texas A&M 01/16/24

MINUTES

Season: 35:05 vs UNC Wilmington (12/30/23)
Career: 42:49 vs Oregon (02/15/23)
SEC: 31:17 vs Auburn (01/06/24)

KEYON MENIFIELD JR. 2023-24 GAME STATS

Opponent	Date	GS	Min	FG	FGA	Pct	3FG	3A	Pct	FT	FTA	Pct	O	D	Tot	Avg	PF	FO	A	TO	Blk	Stl	Pts	Avg	
ALCORN	11/06/23	--	--																						
GARDNER-WEBB	11/10/23	--	--																						
OLD DOMINION	11/13/23	--	--																						
UNC GREENSBORO	11/17/23	--	--																						
vs Stanford	11/22/23	--	--																						
vs Memphis	11/23/23	--	--																						
vs North Carolina	11/24/23	--	--																						
DUKE	11/29/23	--	--																						
FURMAN	12/04/23	--	--																						
vs Oklahoma	12/09/23	--	--																						
vs Lipscomb	12/16/23	19	1	3	.333	0	1	.000	0	0	.000	1	2	3	3.0		3	0	2	0	0	0	2	2.0	
ABILENE CHRISTIAN	12/21/23	28	4	8	.500	0	3	.000	3	4	.750	1	5	6	4.5		1	0	2	4	0	0	11	6.5	
UNCW	12/30/23	*	35	8	14	.571	3	7	.429	13	17	.765	1	3	4	4.3		0	5	3	0	0	32	15.0	
AUBURN	01/06/24	*	32	5	15	.333	4	9	.444	0	3	.000	0	3	3	4.0		0	4	2	0	1	14	14.8	
at Georgia	01/10/24	*	15	0	5	.000	0	2	.000	0	0	.000	0	0	0	3.2		1	0	1	0	1	0	11.8	
at Florida	01/13/24	3	0	1	.000	0	0	.000	0	0	.000	0	0	0	2.7		0	0	0	0	0	0	0	9.8	
TEXAS A&M	01/16/24	12	1	4	.250	1	2	.500	0	0	.000	0	1	1	2.4		4	0	2	0	2	1	3	8.9	
SOUTH CAROLINA	01/20/24	2	1	2	.500	0	1	.000	0	0	.000	0	0	0	2.1		0	0	0	0	0	0	2	8.0	
at Ole Miss	01/24/24	*	24	3	10	.300	1	3	.333	0	0	.000	0	1	1	2.0		1	0	1	1	0	1	7	7.9
Totals		4	170	23	62	.371	9	28	.321	16	24	.667	3	15	18	2.0		10	0	17	11	2	4	71	7.9

KEYON MENIFIELD CAREER STATISTICS

Year	GP	GS	Min	Avg	FG	FGA	Pct	3FG	3FGA	Pct	FT	FTA	Pct	Off	Def	Tot	Avg	PF	FO	Ass	TO	Blk	Stl	Pts	Avg
2022-23 (WASH)	32	21	918	28.7	121	295	.410	35	106	.330	44	63	.698	23	69	92	2.9	40	0	99	53	7	36	321	10.0
2023-24 (ARK)	9	4	170	18.9	23	62	.371	9	28	.321	16	24	.667	3	15	18	2.0	10	0	17	11	2	4	71	7.9
TOTAL	41	25	1088	26.5	144	357	.403	44	134	.328	60	87	.690	26	84	110	2.7	50	0	116	64	9	40	392	9.6

2 TREVON BRAZILE

@trevonbrazile2
@thetrevonbrazile

FULL BIO/STATS

Pronounced: Trev-In "Brazil"

F • 6-10 • 220 • R-So. (3) // Springfield, Mo. (Kickapoo HS / Missouri)

Including 2023-24, has THREE years of collegiate eligibility ... Major: Communications ... Born on Jan. 7, 2003, in Springfield, Mo. ... The son of Phillip Brazile and Melissa Baldwin ... Siblings: Phillip Brazile II; Brittany Brazile; Reece Winn; Tamia Brazile; Mariah Fuller; Prince Fuller

- 1 of 50 on the Jersey Mike's Naismith Player of the Year Trophy Watch List
- 1 of 20 on the Karl Malone Power Forward of the Year Watch List
- 2023-24 First Team Preseason All-SEC by media and coaches
- SEC PLAYER OF THE WEEK (Dec. 4) for his performance vs Duke.
- Only played nine games in 2022-23 before suffering a season-ending knee injury

IN THE RANKINGS	No.	SEC
Double-Doubles	3	6th
Blocks/gm	1.26	9th
Blocked Shots	24	8th
Rebounds/gm	6.5	13th

- Has made 57 baskets this year ... 40 of the 57 have come by either dunks (22) or 3-pointers (18).
- Has led the team in rebounding 10x

2023-24 HIGHLIGHTS

- **GWU:** Had 5 blocked shots, led the team in rebounds (7) and scored 10 points (4-of-4 FG, 1-of-1 3PT).
- **ODU:** Blocked four shots and scored 11 points – 10 in the second half as he hit 2-of-4 from deep
- **STANFORD:** Had a **career-high 17 rebounds** (career-high eight offensive) and recorded his **third career double-double**, adding a season-high 14 points ... Made a 3-pointer to start second OT ... Was 6-of-6 at the free throw line ... Played a **career-high 45:52**.
- **MEMPHIS:** For the second consecutive game, **recorded a double-double** with 13 points and 10 rebounds (seven offensive).
- **DUKE:** For the third time in four games, **had a double-double** with 19 points and 11 rebounds ... Was 6-of-9 FG, making a **career-high four 3-pointers** ... All 11 rebounds were on the defensive end ... Added two blocked shots ... Hit a key 3-pointer with 2:16 left to put the Hogs up 12 ... Was later named **SEC Player of the Week**.
- **UNCW:** Just missed a double-double with 12 points and eight rebounds.
- **AUBURN:** Had 11 points (with three dunks) and led the team with seven rebounds and three blocked shots.
- **TEXAS A&M:** Tied career highs in both **free throws made (6)** and **attempts (8)**.
- **@ OLE MISS:** Only played the first half (12:04) but still tied for the team lead with four rebounds for the game.



CAREER DOUBLE-DOUBLES (5)

SOPHOMORE (at ARK)	(2)
11/07/22 • NORTH DAKOTA STATE	21 pts 12 reb
11/16/22 • SOUTH DAKOTA STATE	13 pts 10 reb
R-SOPHOMORE (at ARK)	(3)
11/22/23 • vs Stanford	# 14 pts 17 reb
11/23/23 • vs Memphis	# 13 pts 10 reb
11/29/23 • DUKE	19 pts 11 reb
# - back-to-back games	



BRAZILE'S PERSONAL BESTS

POINTS	
Season: 19	vs Duke (11/29/23)
Career: 23	vs San Jose State (12/03/22)
SEC: 11 (2x)	LAST vs Auburn (01/06/24)
FG MADE	
Season: 6	vs Duke (11/29/23)
Career: 8	vs San Jose State (12/03/22)
SEC: 5 (x)	LAST vs Auburn (01/06/24)
FG ATTEMPTED	
Season: 12	vs Stanford (11/22/23)
Career: 14 (2x)	LAST vs San Diego St (11/23/22)
SEC: 9 (2x)	LAST vs Auburn (01/06/24)
3-POINT FG MADE	
Season: 4	vs Duke (11/29/23)
Career: 4	vs Duke (11/29/23)
SEC: 1 (8x)	LAST vs Auburn (01/06/24)
3-PT FG ATTEMPTS	
Season: 7	vs Duke (11/29/23)
Career: 8	vs San Diego State (11/23/22)
SEC: 5	vs Auburn (01/06/24)
FT MADE	
Season: 6 (2x)	LAST vs Texas A&M (01/16/24)
Career: 6 (3x)	LAST vs Texas A&M (01/16/24)
SEC: 6	vs Texas A&M (01/16/24)
FT ATTEMPTED	
Season: 8	vs Texas A&M (01/16/21)
SEC: 8 (2x)	LAST vs Texas A&M (01/16/24)
SEC: 8	vs Texas A&M (01/16/24)
REBOUNDS	
Season: 17	vs Stanford (11/22/23)
Career: 17	vs Stanford (11/22/23)
SEC: 10	vs Georgia (03/05/22)
ASSISTS	
Season: 2 (2x)	LAST vs Stanford (11/22/23)
Career: 3	vs Alabama (01/08/22)
SEC: 3	vs Alabama (01/08/22)
STEALS	
Season: 2 (3x)	LAST vs Oklahoma (12/09/23)
Career: 2 (8x)	LAST vs Oklahoma (12/09/23)
SEC: 2	vs Texas A&M (01/15/22)
BLOCKED SHOTS	
Season: 5	vs Gardner-Webb (11/10/23)
Career: 6	vs Illinois (12/22/21)
SEC: 4 (2x)	vs Georgia (03/05/22)
MINUTES	
Season: 45:52	vs Stanford (11/22/23)
Career: 45:52	vs Stanford (11/22/23)
SEC: 34:20	vs Texas A&M (01/16/24)

TREVON BRAZILE 2023-24 GAME STATS

Opponent	Date	GS	Min	FG	FGA	Pct	3FG	3A	Pct	FT	FTA	Pct	O	D	Tot	Avg	PF	FO	A	TO	Blk	Stl	Pts	Avg	
ALCORN	11/06/23	*	22	4	5	.800	1	2	.500	4	4	1.000	1	5	6	6.0	0	0	0	1	0	1	13	13.0	
GARDNER-WEBB	11/10/23	*	23	4	4	1.000	1	1	1.000	1	2	.500	1	6	7	6.5	4	0	0	3	5	0	10	11.5	
OLD DOMINION	11/13/23	*	30	3	7	.429	2	4	.500	3	6	.500	2	2	4	5.7	3	0	2	2	4	1	11	11.3	
UNC GREENSBORO	11/17/23	*	29	3	6	.500	1	4	.250	2	2	1.000	2	7	9	6.5	3	0	0	2	2	1	9	10.8	
vs Stanford	11/22/23	*	45	3	12	.250	2	5	.400	6	6	1.000	8	9	17	8.6	2	0	2	2	0	2	14	11.4	
vs Memphis	11/23/23	*	39	5	10	.500	1	3	.333	2	2	1.000	7	3	10	8.8	4	0	1	3	0	2	13	11.7	
vs North Carolina	11/24/23	*	21	0	4	.000	0	1	.000	0	0	.000	0	2	2	7.9	3	0	1	3	2	0	0	10.0	
DUKE	11/29/23	*	37	6	9	.667	4	7	.571	3	6	.500	0	11	11	8.3	3	0	0	2	2	0	19	11.1	
FURMAN	12/04/23	*	27	5	8	.625	2	3	.667	1	1	1.000	0	4	4	7.8	0	0	0	0	2	0	13	11.3	
vs Oklahoma	12/09/23	*	15	0	2	.000	0	1	.000	0	0	.000	0	1	1	7.1	3	0	1	1	0	2	0	10.2	
vs Lipscomb	12/16/23	*	24	3	7	.429	0	1	.000	0	1	.000	2	4	6	7.0	0	0	1	2	1	0	6	9.8	
ABILENE CHRISTIAN	12/21/23	*	15	3	6	.500	1	2	.500	1	2	.500	2	2	4	6.8	1	0	0	2	1	1	8	9.7	
UNCW	12/30/23	*	33	5	8	.625	0	1	.000	2	3	.667	2	6	8	6.8	5	1	1	1	0	0	12	9.8	
AUBURN	01/06/24	*	33	5	9	.556	1	5	.200	0	0	.000	1	6	7	6.9	1	0	0	1	3	0	11	9.9	
at Georgia	01/10/24	*	33	3	7	.429	1	4	.250	2	4	.500	3	3	6	6.8	3	0	0	3	0	0	9	9.9	
at Florida	01/13/24	*	26	3	10	.300	1	4	.250	0	0	.000	1	6	7	6.8	1	0	1	3	0	2	7	9.7	
TEXAS A&M	01/16/24	*	34	1	5	.200	0	2	.000	6	8	.750	0	5	5	6.7	2	0	0	1	1	0	8	9.6	
SOUTH CAROLINA	01/20/24	*	25	1	3	.333	0	1	.000	1	2	.500	0	6	6	6.7	1	0	0	0	1	1	3	9.2	
at Ole Miss	01/24/24		12	0	1	.000	0	1	.000	3	4	.750	1	3	4	6.5	0	0	0	3	0	1	3	8.9	
Totals			18	523	57	123	.463	18	52	.346	37	53	.698	33	91	124	6.5	39	1	10	35	24	14	169	8.9

TREVON BRAZILE CAREER STATISTICS

Year	GP	GS	Min	Avg	FG	FGA	Pct	3FG	3FGA	Pct	FT	FTA	Pct	Off	Def	Tot	Avg	PF	FO	Ast	TO	Blk	Stl	Pts	Avg
2021-22 (MIZZOU)	24	22	507	21.1	57	105	.543	10	31	.323	27	46	.587	28	92	120	5.0	30	0	18	27	46	10	151	6.3
2022-23 (ARK) *	9	0	243	27.0	37	77	.481	11	29	.379	21	31	.677	9	45	54	6.0	23	1	9	20	11	9	106	11.8
2023-24 (ARK)	19	18	523	27.5	57	123	.463	18	52	.346	37	53	.698	33	91	124	6.5	39	1	10	35	24	14	169	8.9
TOTAL	52	40	1273	24.5	151	305	.495	39	112	.348	85	130	.654	70	228	298	5.7	92	2	37	82	81	24	426	8.2

* - Received a medical redshirt

3 EL ELLIS

@eellis3
@eellis3

FULL BIO/STATS

6 • 6-3 • 180 • Grad. Sr. (I) • Durham, N.C. (Quality Education Acad. / Louisville)

The 2023-24 season is his final year of eligibility ... Graduated from Louisville (Spring '23) - Sport Management ... Pursuing a second undergraduate degree from Arkansas in Arts & Sciences ... Born on Dec. 18, 1999, in Durham, N.C. • Son of Elbert Ellis, Jr. and Tasha McArthur ... Dad (Elbert) was a six-time All-American track athlete at Pitt. Brothers: Deon McArthur, Mannie Ellis & Jeremiah Ellis

- Scored 843 points in two seasons at Louisville, including 565 last season ... Played two seasons at Tallahassee CC, two at Louisville.
- 2022-23 All-ACC Honorable Mention ... 2021-22 Runner-up for Sixth Man of the Year.
- Two-time JuCo All-American
- On the Department's Honor Roll (3.0-3.49 GPA) for Fall 2023.
- Arkansas is 7-2 with Ellis in the starting lineup (losses were UNCG and Oklahoma).

CAREER DOUBLE-DOUBLES (1)

SENIOR (at UofL) (1)
12/14/22 • WESTERN KENTUCKY 30 pts 10 ast

- SINCE THE DUKE GAME (when he scored 9 points with six assists and zero turnovers in 31 minutes):

NEXT 8 GAMES: 45 minutes 12 points 6 rebs 2 assists 6 turnovers
vs TEXAS A&M: 31 minutes 15 points 6 rebs 2 assists 3 turnovers

- IN WINS: 18.6 min/gm 6.9 ppg 23 rebs 25 assists 11 TO
- IN LOSSES: 14.1 min/gm 3.9 ppg 13 rebs 9 assist 12 TO

2023-24 HIGHLIGHTS

- GWU: Grabbed a career-high six rebounds and scored 13 points.
- ODU: Led Arkansas with 17 points, scoring 15 in the second half on 6-of-8 shooting ... Finished with eight assists and ZERO turnovers.
- UNCG: Scored 19 points, all in the second half, going 7-of-8 at the line.
- MEMPHIS: Led the team with three assists
- DUKE: Led the team with six assists and had zero turnovers ... Played all 20 minutes of the second half and scored all nine of his points in the period with four of his assists.
- TEXAS A&M: Returned to the starting lineup and scored 15 points while tying his career high with six rebounds, which also tied for the team lead) ... Scored 8 of his 15 over a 4-minute span (11:19 to 7:25) then, at 6:03, assisted on a Devo Davis 3-pointer for a 10-point lead.



ELLIS' PERSONAL BESTS

POINTS

Season: 19 vs UNC Greensboro (11/17/23)
Career: 33 at Miami (FL) (02/11/23)
SEC: 15 vs Texas A&M (01/16/24)

FG MADE

Season: 7 vs Old Dominion (11/13/23)
Career: 12 (2x) LAST at Miami (FL) (02/11/23)
SEC: 3 vs Texas A&M (01/16/24)

FG ATTEMPTED

Season: 11 (3x) LAST vs Texas A&M (01/16/24)
Career: 20 (2x) LAST at Miami (FL) (02/11/23)
SEC: 11 vs Texas A&M (01/16/24)

3-POINT FG MADE

Season: 2 vs UNC Greensboro (11/17/23)
Career: 5 vs North Carolina (02/01/22)
SEC: 1 vs Texas A&M (01/16/24)

3-PT FG ATTEMPTS

Season: 5 vs UNC Greensboro (11/17/23)
Career: 11 (3x) LAST vs Appa State (11/15/22)
SEC: 3 vs Texas A&M (01/16/24)

FT MADE

Season: 8 vs Texas A&M (01/16/24)
Career: 10 at NC State (12/22/22)
SEC: 8 vs Texas A&M (01/16/24)

FT ATTEMPTED

Season: 8 (2x) LAST vs Texas A&M (01/16/24)
Career: 11 (2x) LAST at NC State (12/22/22)
SEC: 8 vs Texas A&M (01/16/24)

REBOUNDS

Season: 6 (2x) LAST vs Texas A&M (01/16/24)
Career: 6 (4x) LAST vs Texas A&M (01/16/24)
SEC: 6 vs Texas A&M (01/16/24)

ASSISTS

Season: 8 vs Old Dominion (11/13/23)
Career: 10 vs Western Kentucky (12/14/22)
SEC: 2 (2x) LAST vs South Carolina (01/20/24)

STEALS

Season: 1 (3x) LAST vs Old Dominion (11/13/23)
Career: 4 at Kentucky (12/31/22)
SEC: --

BLOCKED SHOTS

Season: 1 vs Duke (11/29/23)
Career: 1 (3x) LAST at Duke (11/29/23)
SEC: --

MINUTES

Season: 33:50 vs Old Dominion (11/13/23)
Career: 40:00 (4x) LAST at Clemson (01/11/23)
SEC: 31:22 vs Texas A&M (01/16/24)

EL ELLIS 2023-24 GAME STATS

Opponent	Date	GS	Min	FG	FGA	Pct	3FG	3A	Pct	FT	FTA	Pct	O	D	Tot	Avg	PF	FO	A	TO	Blk	Stl	Pts	Avg	
ALCORN	11/06/23	*	24	3	6	.500	1	4	.250	1	2	.500	0	0	0	0.0	2	0	4	3	0	1	8	8.0	
GARDNER-WEBB	11/10/23	*	33	5	11	.455	1	3	.333	2	2	1.000	0	6	6	3.0	2	0	3	1	0	1	13	10.5	
OLD DOMINION	11/13/23	*	34	7	11	.636	1	2	.500	2	4	.500	0	3	3	3.0	0	0	8	0	0	1	17	12.7	
UNC GREENSBORO	11/17/23	*	30	5	10	.500	2	5	.400	7	8	.875	2	2	4	3.3	4	0	0	4	0	0	19	14.3	
vs Stanford	11/22/23		6	0	4	.000	0	1	.000	0	0	.000	0	0	0	2.6	1	0	0	1	0	0	0	11.4	
vs Memphis	11/23/23		13	0	3	.000	0	2	.000	0	0	.000	0	1	1	2.3	0	0	3	2	0	0	0	9.5	
vs North Carolina	11/24/23		17	0	3	.000	0	1	.000	0	0	.000	0	2	2	2.3	0	0	0	0	1	0	0	8.1	
DUKE	11/29/23	*	31	3	9	.333	0	2	.000	3	4	.750	0	3	3	2.4	1	0	6	0	1	0	9	8.3	
FURMAN	12/04/23	*	11	1	4	.250	0	1	.000	1	2	.500	1	2	3	2.4	0	0	2	2	0	1	3	7.7	
vs Oklahoma	12/09/23	*	8	1	4	.250	1	2	.500	2	2	1.000	0	0	0	2.2	0	0	0	2	0	0	5	7.4	
vs Lipscomb	12/16/23		1	0	0	.000	0	0	.000	0	0	.000	0	0	0	2.0	0	0	0	0	0	0	0	6.7	
ABILENE CHRISTIAN	12/21/23	*	4	0	1	.000	0	0	.000	0	0	.000	0	0	0	1.8	0	0	0	1	0	0	0	6.2	
UNCW	12/30/23		10	1	3	.333	0	1	.000	2	2	1.000	0	2	2	1.8	1	0	0	0	0	0	4	6.0	
AUBURN	01/06/24		7	0	2	.000	0	1	.000	0	0	.000	0	1	1	1.8	0	0	0	1	0	0	0	5.6	
at Georgia	01/10/24		1	0	0	.000	0	0	.000	0	0	.000	0	0	0	1.7	0	0	0	0	0	0	0	5.2	
at Florida	01/13/24		3	0	1	.000	0	0	.000	0	0	.000	0	0	0	1.6	1	0	0	0	0	0	0	4.9	
TEXAS A&M	01/16/24	*	32	3	11	.273	1	3	.333	8	8	1.000	0	6	6	1.8	1	0	2	3	0	0	15	5.5	
SOUTH CAROLINA	01/20/24	*	24	3	9	.333	1	2	.500	2	2	1.000	1	1	2	1.8	2	0	2	1	0	0	9	5.7	
at Ole Miss	01/24/24		24	1	4	.250	0	2	.000	0	0	.000	1	2	3	1.9	0	0	1	2	0	0	2	5.5	
Totals			10	313	33	96	.344	8	32	.250	30	36	.833	5	31	36	1.9	15	0	31	23	2	4	104	5.5

EL ELLIS CAREER NCAA DIVISION I STATISTICS

Year	GP	GS	Min	Avg	FG	FGA	Pct	3FG	3FGA	Pct	FT	FTA	Pct	Off	Def	Tot	Avg	PF	FO	Ast	TO	Blk	Stl	Pts	Avg
2021-22 (UofL)	32	9	656	20.5	96	242	.397	41	114	.360	45	65	.692	6	55	61	1.9	47	0	51	45	0	12	278	8.7
2022-23 (UofL)	32	32	1150	35.9	189	461	.410	59	185	.319	128	158	.810	10	74	84	2.6	52	0	140	120	2	31	565	17.7
2023-24 (ARK)	19	10	313	16.5	33	96	.344	8	32	.250	30	36	.833	5	31	36	1.9	15	0	31	23	2	4	104	5.5
TOTAL	83	51	2119	25.5	318	799	.398	108	331	.326	203	259	.784	21	160	181	2.2	114	0	222	188	4	47	947	11.4

4 DAVONTE "DEVO" DAVIS

6 • 6-4 • 185 • Sr. (2) || Jacksonville, Ark. (Jacksonville, HS)

@MrDevoBuckets
@devofor3

FULL BIO/STATS

Including 2023-24, has TWO years of collegiate eligibility ... Major: Recreation & Sport Management ... Born on Sept. 24, 2001, in Jacksonville, Ark. ... The son Terrie Davis and grandson of Yvette Davis

- **2023-24 Preseason 2nd Team All-SEC by media and coaches**
- **2023 SEC All-Defensive Team selection** ... 3x SEC Academic Honor Roll ... Department's Honor Roll (3.0-3.49 GPA)
- **THE ONLY RAZORBACK PLAY IN ARKANSAS' BACK-TO-BACK-TO-BACK SWEET 16 RUNS.**
- **Just the ninth Razorback to reach 900+ points, 400+ rebounds, 200+ assists & 100+ steals in his Arkansas career**
- **Is 7 assists shy of a rare Razorback career triple ~ 1,000 pts, 500 rebs - 300 assists - that has only been accomplished by one other Hog - Todd Day.**

Davis	1,061 pts	501 rebs	293 assists (needs 7 assists)
Day	2,395 pts	673 rebs	319 assists

DOUBLE-DOUBLES (2)

JUNIOR	(2)
12/06/22 • UNC GREENSBORO	10 pts 10 reb
01/11/23 • ALABAMA	16 pts 10 reb

- **His first 81 career games:**
29-of-126 (.230) 2+ 3's made in a Gm: 10x
- **His last 39 games:**
51-of-143 (.357) 2+ 3's made in a Gm: 14x
- Played his first **133 minutes this season (4+ gms) with ZERO turnovers ... only has 19 TURNOVERS THIS YEAR ... Has 111 games with ZERO TURNOVERS** ... 9 of his 19 turnovers came in two games - Stanford (5) and Lipscomb (4).

2023-24 HIGHLIGHTS

- **ODU:** Scored a season-high 16 points
- **UNCG:** Had a season-high six rebounds with a team best three assists.
- **STANFORD:** Played a career-high 45:14 ... Hit two free throws with six seconds left to force the first overtime ... Had a steal late in the first overtime, was fouled and gave Arkansas a 3-point lead with four seconds left ... Led the team with three assists and added six rebounds.
- **MEMPHIS:** **Eclipsed the 1,000-point plateau with a 3-pointer** with 1.9 seconds left on the game ... Became the 46th Razorback to reach the milestone ... Finished with 15 points, going 3-of-7 from 3-point range.
- **FURMAN:** Had a "typical" Devo Davis game ... Was a team-best +15 ... Threatened a triple-double with 7 points, **8 assists (tying career high)** and **10 rebounds (tying career high)** with ZERO TURNOVERS in 37:37 minutes played.
- **LIPSCOMB:** Only scored four points, but hit a key jumper in the lane with 26 seconds left to provide what proved to be the final score (69-66).
- **ACU:** Only scored four points (4-of-4 FT) but Coach Muss bragged on his defense, especially when forced to play the "4" and guard the post ... Played all 20 minutes of the second half.
- **UNCW:** Stuffed the stat sheet with 14 points (making 3-of-5 3-pointers) with team highs in assists (6) and steals (3) while adding six rebounds ... 1 of 2 Hogs in double-digits in plus/minus with a team-best +21 in the 16-point win ... Down 4 in the first half, Davis made 3-straight 3's over two minutes ... The last gave Arkansas a 1-point lead and the Hogs never trailed the rest of the game.
- **TEXAS A&M:** Led the team with a +10, scoring 7 points while tying for the team lead with six rebounds ... Did not commit a turnover in 32:37 played.
- **SOUTH CAROLINA:** **Grabbed his 500th career rebound** early in the second half.



DAVIS' PERSONAL BESTS

POINTS	
Season: 16	vs Old Dominion (11/13/23)
Career: 26	vs Oklahoma (12/11/21)
SEC: 20	vs Georgia (01/09/21)
FG MADE	
Season: 6	vs Old Dominion (11/13/23)
Career: 9 (3x)	LAST vs Kansas (03/18/23)
SEC: 9	vs Georgia (01/09/21)
FG ATTEMPTED	
Season: 14 (2x)	LAST vs Memphis (11/23/23)
Career: 21	vs Oklahoma (12/11/21)
SEC: 18	at LSU (12/28/22)
3-POINT FG MADE	
Season: 3 (2x)	LAST vs UNC Wilmington (12/30/23)
Career: 4 (4x)	LAST at Texas A&M (02/15/23)
SEC: 4 (3x)	LAST at Texas A&M (02/15/23)
3-PT FG ATTEMPTS	
Season: 7	vs Memphis (11/23/23)
Career: 10 (2x)	LAST at Texas A&M (02/15/23)
SEC: 10 (2x)	LAST at Texas A&M (02/15/23)
FT MADE	
Season: 3 (2x)	LAST vs Stanford (11/22/23)
Career: 9	at Texas A&M (01/08/22)
SEC: 9	at Texas A&M (01/08/22)
FT ATTEMPTED	
Season: 6 (2x)	LAST vs Stanford (11/22/23)
Career: 10	at Texas A&M (01/08/22)
SEC: 10	at Texas A&M (01/08/22)
REBOUNDS	
Season: 10	vs Furman (12/804/23)
Career: 10 (4x)	LAST vs Furman (12/04/23)
SEC: 10	vs Alabama (01/11/23)
ASSISTS	
Season: 8	vs Furman (12/04/23)
Career: 8 (2x)	LAST vs Furman (12/04/23)
SEC: 7 (2x)	LAST at Kentucky (02/07/23)
STEALS	
Season: 3	vs UNC Wilmington (12/30/23)
Career: 5 (2x)	LAST vs Bradley (11/17/22)
SEC: 5	vs Auburn (02/08/22)
BLOCKED SHOTS	
Season: --	
Career: 2	vs Colgate (03/19/21)
SEC: 1 (4x)	LAST vs Alabama (01/11/23)
MINUTES	
Season: 45:14	vs Stanford (11/22/23)
Career: 45:14	vs Stanford (11/22/23)
SEC: 40:00 (2x)	LAST at S. Carolina (02/04/23)

DAVONTE DAVIS 2023-24 GAME STATS

Opponent	Date	GS	Min	FG	FGA	Pct	3FG	3A	Pct	FT	FTA	Pct	O	D	Tot	Avg	PF	FO	A	TO	Blk	Stl	Pts	Avg	
ALCORN	11/06/23	*	24	2	5	.400	1	3	.333	0	0	.000	2	3	5	5.0	3	0	5	0	0	1	5	5.0	
GARDNER-WEBB	11/10/23	*	22	2	8	.250	0	4	.000	0	0	.000	0	5	5	5.0	2	0	2	0	0	1	4	4.5	
OLD DOMINION	11/13/23	*	37	6	11	.545	1	4	.250	3	6	.500	2	3	5	5.0	0	0	2	0	0	1	16	8.3	
UNC GREENSBORO	11/17/23	*	40	4	11	.364	0	4	.000	2	2	1.000	2	4	6	5.3	1	0	3	0	0	0	10	8.8	
vs Stanford	11/22/23	*	45	3	14	.214	1	4	.250	3	6	.500	0	6	6	5.4	4	0	3	5	0	1	10	9.0	
vs Memphis	11/23/23	*	38	5	14	.357	3	7	.429	2	2	1.000	0	3	3	5.0	3	0	1	3	0	0	15	10.0	
vs North Carolina	11/24/23	*	23	0	0	.000	0	0	.000	0	0	.000	0	1	1	4.4	3	0	0	1	0	0	0	8.6	
DUKE	11/29/23	*	22	1	3	.333	0	1	.000	1	2	.500	1	2	3	4.3	0	0	2	2	0	1	3	7.9	
FURMAN	12/04/23	*	38	2	5	.400	1	2	.500	2	2	1.000	1	9	10	4.9	4	0	8	0	0	0	7	7.8	
vs Oklahoma	12/09/23	*	23	2	6	.333	0	1	.000	0	0	.000	3	1	4	4.8	3	0	0	0	0	1	4	7.4	
vs Lipscomb	12/16/23	*	24	2	2	1.000	0	0	.000	0	0	.000	0	3	3	4.6	2	0	3	4	0	0	4	7.1	
ABILENE CHRISTIAN	12/21/23	*	36	0	4	.000	0	0	.000	4	4	1.000	0	3	3	4.5	4	0	2	0	0	0	4	6.8	
UNCW	12/30/23	*	36	5	7	.714	3	5	.600	1	2	.500	3	3	6	4.6	4	0	6	1	0	3	14	7.4	
AUBURN	01/06/24	*	25	0	4	.000	0	2	.000	2	2	1.000	0	1	1	4.4	3	0	1	2	0	0	2	7.0	
at Georgia	01/10/24	*	32	3	6	.500	0	2	.000	1	1	1.000	1	5	6	4.5	4	0	0	1	0	0	7	7.0	
at Florida	01/13/24	*	12	0	1	.000	0	0	.000	0	0	.000	0	0	0	4.2	2	0	0	0	0	0	0	6.6	
TEXAS A&M	01/16/24	*	33	3	6	.500	1	3	.333	0	0	.000	1	5	6	4.3	4	0	1	0	0	0	7	6.6	
SOUTH CAROLINA	01/20/24	*	34	3	13	.231	0	4	.000	2	2	1.000	0	3	3	4.2	1	0	1	0	0	1	8	6.7	
at Ole Miss	01/24/24	*	7	0	1	.000	0	0	.000	0	0	.000	0	0	0	4.0	0	0	0	1	0	0	0	6.3	
Totals			18	551	43	121	.355	11	46	.239	23	31	.742	16	60	76	4.0	47	0	40	20	0	10	120	6.3

DAVONTE DAVIS CAREER STATISTICS

Year	GP	GS	Min	Avg	FG	FGA	Pct	3FG	3FGA	Pct	FT	FTA	Pct	Off	Def	Tot	Avg	PF	FO	Ast	TO	Blk	Stl	Pts	Avg
2020-21	30	17	716	23.9	109	229	.476	2	13	.154	34	45	.756	36	98	134	4.5	70	0	64	48	5	35	254	8.5
2021-22	37	14	1021	27.6	114	266	.429	20	74	.270	58	82	.707	42	96	138	3.7	95	1	102	67	0	35	306	8.3
2022-23	35	31	1157	33.1	144	347	.415	47	136	.346	46	64	.719	24	129	153	4.4	91	4	87	72	4	48	381	10.9
2023-24	19	18	551	29.0	43	121	.355	11	46	.239	23	31	.742	16	60	76	4.0	47	0	40	20	0	10	120	6.3
TOTAL	121	80	3445	28.5	410	963	.426	80	269	.297	161	222	.725	118	383	501	4.1	303	5	293	207	9	128	1061	8.8

5 JOSEPH PINION

6 • 6-5 • 195 • So. (3) || Morrilton, Ark. (Morrilton HS)

@josephpinion2
@josephpinion1

FULL BIO/STATS

Including 2023-24, has THREE years of collegiate eligibility ... Major: Arts & Sciences ... Born on Nov. 17, 2003, in Morrilton, Ark. ... The son of Craig and Gail Pinion

- Made the Department's Honor Roll (3.0-3.49 GPA) for Fall 2022 and Fall 2023.
- Set two Razorback records last season:
 - ^ Most Free Throw Attempts in a Season without a miss (7-of-7)
 - ^ Most Minutes Played in a season without a turnover (148).
- Made his first 11 career free throw attempts (7-of-7 last year and his first four this tear) before missing his first attempt vs Gardner-Webb

2023-24 HIGHLIGHTS

- **ALCORN:** Had a **career-high two steals**
- **OKLAHOMA:** Had a productive five minutes with four points, a rebound, a steal and was +8.
- **LIPSCOMB:** Earned his first career start.
- **@ FLORIDA:** Played a then season-high 21:30 and was praised for his effort in the loss Scored a **season-high 12 points**, making two 3-pointers and a **career-high tying 4-of-4 at the line** Added an assist, a steal and a blocked shot
- **@ OLE MISS:** Played a season-high 21:44 and scored in double digits for the second time for the season with 10 points (making two 3's) ... Had a **career-high three blocked shots** and had an SEC-high two assists.



PINION'S PERSONAL BESTS

POINTS

Season: 12 at Florida (01/13/24)
Career: **13 (2x)** **LAST vs Ole Miss (01/21/23)**
SEC: 13 (2x) vs Ole Miss (01/21/23)

FG MADE

Season: 3 (2x) LAST at Ole Miss (01/24/24)
Career: **5** **vs Ole Miss (01/21/23)**
SEC: 5 vs Ole Miss (01/21/23)

FG ATTEMPTED

Season: 7 at Florida (01/13/24)
Career: **10** **vs Ole Miss (01/21/23)**
SEC: 10 vs Ole Miss (01/21/23)

3-POINT FG MADE

Season: 2 (2x) LAST at Ole Miss (01/24/24)
Career: **3 (2x)** **LAST vs Ole Miss (01/21/23)**
SEC: 3 (2x) LAST vs Ole Miss (01/21/23)

3-PT FG ATTEMPTS

Season: 5 LAST at Ole Miss (01/24/24)
Career: **6 (2x)** **LAST vs Ole Miss (01/21/23)**
SEC: 6 (2x) LAST vs Ole Miss (01/21/23)

FT MADE

Season: 4 (2x) LAST at Florida (01/13/24)
Career: **4 (2x)** **LAST at Florida (01/13/23)**
SEC: 4 at Florida (01/13/24)

FT ATTEMPTED

Season: 4 (2x) LAST at Florida (01/13/24)
Career: **4 (4x)** **LAST at Florida (01/13/23)**
SEC: 4 at Florida (01/13/24)

REBOUNDS

Season: 2 (2x) LAST at Florida (01/13/24)
Career: **5** **vs Ole Miss (01/21/23)**
SEC: 5 vs Ole Miss (01/21/23)

ASSISTS

Season: 2 at Ole Miss (01/24/24)
Career: **3** **vs UNC Asheville (12/21/22)**
SEC: 2 at Ole Miss (01/24/24)

STEALS

Season: 2 vs Alcorn State (11/06/23)
Career: **2** **vs Alcorn State (11/06/23)**
SEC: 1 (4x) LAST at Florida (01/13/24)

BLOCKED SHOTS

Season: 3 at Ole Miss (01/24/24)
Career: **3** **at Ole Miss (01/24/24)**
SEC: 2 at Ole Miss (01/24/24)

MINUTES

Season: 21:44 at Ole Miss (01/24/24)
Career: **27:28** **vs Missouri (01/04/23)**
SEC: 27:28 vs Missouri (01/04/23)

JOSEPH PINION 2023-24 GAME STATS

Opponent	Date	GS	Min	FG	FGA	Pct	3FG	3A	Pct	FT	FTA	Pct	O	D	Tot	Avg	PF	FO	A	TO	Blk	Stl	Pts	Avg
ALCORN	11/06/23		12	1	3	.333	1	2	.500	4	4	1.000	0	1	1	1.0	0	0	0	1	2	7	7.0	
GARDNER-WEBB	11/10/23		8	2	3	.667	0	0	.000	1	2	.500	0	0	0	0.5	0	0	0	0	1	0	5	6.0
OLD DOMINION	11/13/23		DNP																					
UNC GREENSBORO	11/17/23		3	0	1	.000	0	1	.000	0	0	.000	0	0	0	0.3	0	0	0	0	0	0	0	4.0
vs Stanford	11/22/23		3	0	0	.000	0	0	.000	0	0	.000	0	1	1	0.5	1	0	0	0	0	0	0	3.0
vs Memphis	11/23/23		0	0	0	.000	0	0	.000	0	0	.000	0	0	0	0.4	0	0	0	0	0	0	0	2.4
vs North Carolina	11/24/23		2	0	0	.000	0	0	.000	0	0	.000	0	0	0	0.3	1	0	0	0	0	0	0	2.0
DUKE	11/29/23		DNP																					
FURMAN	12/04/23		DNP																					
vs Oklahoma	12/09/23		5	1	3	.333	0	2	.000	2	3	.667	0	1	1	0.4	2	0	0	1	0	1	4	2.3
vs Lipscomb	12/16/23	*	2	0	0	.000	0	0	.000	0	0	.000	0	0	0	0.4	0	0	0	0	0	0	0	2.0
ABILENE CHRISTIAN	12/21/23		DNP																					
UNCW	12/30/23		2	0	1	.000	0	1	.000	0	0	.000	0	0	0	0.3	1	0	0	0	0	0	0	1.8
AUBURN	01/06/24		6	0	0	.000	0	0	.000	0	0	.000	0	2	2	0.5	0	0	0	2	0	0	0	1.6
at Georgia	01/10/24		DNP																					
at Florida	01/13/24		21	3	7	.429	2	4	.500	4	4	1.000	0	2	2	0.6	2	0	1	2	1	1	12	2.5
TEXAS A&M	01/16/24		DNP																					
SOUTH CAROLINA	01/20/24		2	1	1	1.000	0	0	.000	0	0	.000	1	0	1	0.7	0	0	0	0	0	0	2	2.5
at Ole Miss	01/24/24		22	3	6	.500	2	5	.400	2	2	1.000	0	1	1	0.7	3	0	2	0	3	0	10	3.1
Totals		1	88	11	25	.440	5	15	.333	13	15	.867	1	8	9	0.7	10	0	3	5	6	4	40	3.1

JOSEPH PINION CAREER STATISTICS

Year	GP	GS	Min	Avg	FG	FGA	Pct	3FG	3FGA	Pct	FT	FTA	Pct	Off	Def	Tot	Avg	PF	FO	Ast	TO	Blk	Stl	Pts	Avg
2022-23	24	0	144	6.0	21	45	.467	13	32	.406	7	7	1.000	4	11	15	0.6	20	0	3	0	1	6	62	2.6
2023-24	13	1	88	6.8	11	25	.440	5	15	.333	13	15	.867	1	8	9	0.7	10	0	3	5	6	4	40	3.1
TOTAL	39	1	236	6.1	32	72	.444	18	49	.367	20	22	.909	5	20	25	0.6	31	0	6	5	7	10	102	2.6

6 LAYDEN BLOCKER

6 • 6-2 • 180 • Fr. (4) || Little Rock, Ark. (Sunrise (Kan.) Christian Academy)

@Laygoetit2
@laygoetit

FULL BIO/STATS

Including 2023-24, has FOUR years of collegiate eligibility ... Major: Arts & Sciences ... Born on July 2, 2005 in Memphis, Tenn. ... Son of Lenard and Shrepre Blocker ... Has two brothers: Landren and Langsten

The seventh-highest high school prospect Arkansas has been signed by ESPN (#1 overall) ... Was #24 nationally by Rivals

Leads the team lead with 15 steals and has led the team in steals a team-best 5x

2023-24 HIGHLIGHTS

- **STANFORD:** Had a breakout game, providing a spark off the bench and offensive rebounding ... Led the team with three teams ... Scored his first collegiate points ... Grabbed two rebonds (both offensive).
- **MEMPHIS:** Earned his first career start and responded with nine points and season-high three rebounds (all offensive).
- **UNC:** Drew his second straight start and once again came away with three steals ... Turned in his first double-digit scoring effort with 11 points (5-of-6 FT) ... Had a steal and breakaway dunk to end the first half for a 3-point Razorback lead .. Had two rebounds (both offensive).
- **DUKE:** Scored nine points, making all three of his field goal attempts ... Added two steals and grabbed his first three defensive rebounds.
- **FURMAN:** Had **season-high in rebounds (5), assists (5) and blocked shots (3)** ... Led the team at +11 in the second half and he was 3-of-3 from the field with four assists and two blocked shots.
- **@ FLORIDA:** Led the team in scoring with a **career-high 14 points** (4-of-7 FG and 6-of-10 FT) ... Added four rebounds, two steals and a blocked shot.
- **@ OLE MISS:** Led the team with three assists and added two rebounds and a blocked shot.



BLOCKER'S PERSONAL BESTS

POINTS	
Career:	14 at Florida (01/13/24)
SEC:	14 at Florida (01/13/24)
FG MADE	
Career:	4 (2x) LAST at Florida (01/13/24)
SEC:	4 at Florida (01/13/24)
FG ATTEMPTED	
Career:	7 at Florida (01/13/24)
SEC:	7 at Florida (01/13/24)
3-POINT FG MADE	
Career:	--
SEC:	--
3-PT FG ATTEMPTS	
Career:	1 (6x) LAST at Ole Miss (01/24/24)
SEC:	1 (2x) LAST at Ole Miss (01/24/24)
FT MADE	
Career:	6 at Florida (01/13/24)
SEC:	6 at Florida (01/13/24)
FT ATTEMPTED	
Career:	10 at Florida (01/13/24)
SEC:	10 at Florida (01/13/24)
REBOUNDS	
Career:	5 vs Furman (12/04/23)
SEC:	4 at Florida (01/13/24)
ASSISTS	
Career:	5 vs Furman (12/04/23)
SEC:	3 at Ole Miss (01/24/24)
STEALS	
Career:	3 (2x) LAST vs North Carolina (11/24/23)
SEC:	2 at Florida (01/13/24)
BLOCKED SHOTS	
Career:	3 vs Furman (12/04/23)
SEC:	1 at Ole Miss (01/24/24)
MINUTES	
Career:	28:38 vs North Carolina (11/24/23)
SEC:	23:36 at Florida (01/13/24)

LAYDEN BLOCKER 2023-24 GAME STATS																									
Opponent	Date	GS	Min	FG	FGA	Pct	3FG	3A	Pct	FT	FTA	Pct	O	D	Tot	Avg	PF	FO	A	TO	Blk	Stl	Pts	Ov	
ALCORN	11/06/23	10		0	1	.000		0	1	.000		0	0	0	0.0		5	1		1	1	0	1	0	0
GARDNER-WEBB	11/10/23	DNP-III																							
OLD DOMINION	11/13/23	2	0	2	.000		0	1	.000	0	0	.000	0	0	0	0.0	0	0	0	0	0	0	0	0	0
UNC GREENSBORO	11/17/23	2	0	0	.000		0	0	.000	0	0	.000	0	0	0	0.0	0	0	0	0	0	0	0	0	0
vs Stanford	11/22/23	16	2	5	.400		0	0	.000	0	0	.000	2	0	2	0.5	1	0	0	0	0	3	4	1.0	0
vs Memphis	11/23/23	* 27	3	5	.600		0	0	.000	3	4	.750	3	0	3	1.5	4	0	1	0	0	0	9	2.0	0
vs North Carolina	11/24/23	* 28	3	6	.500		0	0	.000	5	6	.833	2	0	2	1.2	2	0	1	1	1	3	11	4.0	0
DUKE	11/29/23	22	3	3	1.000		0	0	.000	3	5	.600	0	3	3	1.4	3	0	1	4	0	2	9	4.7	0
FURMAN	12/04/23	24	4	5	.800		0	0	.000	1	4	.250	0	5	5	1.9	4	0	5	1	3	0	9	5.3	0
vs Oklahoma	12/09/23	18	2	3	.667		0	1	.000	3	4	.750	0	2	2	1.9	2	0	0	1	0	1	7	5.4	0
vs Lipscomb	12/16/23	20	1	3	.333		0	0	.000	0	1	.000	1	3	4	2.1	0	0	4	3	0	2	2	5.5	0
ABILENE CHRISTIAN	12/21/23	5	0	0	.000		0	0	.000	0	0	.000	0	0	0	1.9	0	0	1	0	0	0	0	4.6	0
UNCW	12/30/23	8	0	2	.000		0	1	.000	3	4	.750	1	1	2	1.9	4	0	1	0	0	0	3	4.5	0
AUBURN	01/06/24	2	0	0	.000		0	0	.000	0	0	.000	0	0	0	1.8	0	0	0	1	0	0	0	4.2	0
at Georgia	01/10/24	0	0	0	.000		0	0	.000	0	0	.000	0	0	0	1.6	1	0	0	0	0	0	0	3.9	0
at Florida	01/13/24	23	4	7	.571		0	1	.000	6	10	.600	2	2	4	1.8	2	0	1	1	1	2	14	4.9	0
TEXAS A&M	01/16/24	0	0	0	.000		0	0	.000	0	0	.000	0	0	0	1.7	0	0	0	0	0	0	0	4.5	0
SOUTH CAROLINA	01/20/24	18	0	2	.000		0	0	.000	0	0	.000	1	0	1	1.6	0	0	1	0	0	1	0	4.0	0
at Ole Miss	01/24/24	18	0	5	.000		0	1	.000	0	0	.000	0	2	2	1.7	1	0	3	0	1	0	0	3.8	0
Totals		2	243	22	49	.449	0	6	.000	24	38	.632	12	18	30	1.7	29	1	20	13	6	15	68	3.4	0

LAYDEN BLOCKER CAREER STATISTICS

Year	GP	GS	Min	Avg	FG	FGA	Pct	3FG	3FGA	Pct	FT	FTA	Pct	Off	Def	Tot	Avg	PF	FO	Ast	TO	Blk	Stl	Pts	Avg
2023-24	18	2	243	13.5	22	49	.449	0	6	.000	24	38	.632	12	18	30	1.7	29	1	20	13	6	15	68	3.8

7 DENIJAY HARRIS

F • 6-7 • 200 • Grad. Sr. (1) || Columbus, Ga. (Columbus HS / Southern Miss)



FULL BIO/STATS

Pronounced: Duh-nah-SHAY

The 2023-24 season is his final year of collegiate eligibility ... Graduated from Southern Miss (Summer '23) - Liberal Studies ... Pursuing a second undergraduate degree from Arkansas in Arts & Sciences ... Born on May 29, 2000, in Columbus, Miss. ... Son of Desi and Denise Harris ... Brothers: Devontess & Desi Jr.

- Played three years at Southern Miss (82 games with 43 starts) and helped Southern Miss post a 28-5 record, win the Sun Belt regular-season title and earn an NIT berth in 2023
- Was at Southwest Mississippi CC as a freshman but only played two games before suffering an injury ... Only stayed at SW Mississippi for one semester before transferring to Southern Miss, where he took a medical redshirt in 2019-20.
- On the Department's AD Honor Roll (3.5-3.99 GPA) for Fall 2023.

CAREER DOUBLE-DOUBLES (3)

SENIOR (at Southern Miss)				(3)
01/26/23	•	ARKANSAS STATE	11 pts	10 reb
02/24/23	•	at Texas State	* 14 pts	10 reb
03/04/23	•	vs South Alabama	* 18 pts	12 reb
* - Consecutive games				

2023-24 HIGHLIGHTS

- **ALCORN:** Pulled down seven rebounds in 12 minutes played, going 3-of-6 from the line.
- **@ OLE MISS:** Recorded his first start as a Razorback and played a season-high 13:08 ... Scored two points and had a blocked shot.



HARRIS' PERSONAL BESTS

POINTS	
Season: 5	vs Alcorn State (11/06/23)
Career: 22	at Arkansas State (01/23/23)
SEC: 2	at Ole Miss (01/24/24)
FG MADE	
Season: 1 (2x)	LAT at Ole Miss (01/24/24)
Career: 10	at Arkansas State (01/23/23)
SEC: 1	at Ole Miss (01/24/24)
FG ATTEMPTED	
Season: 2	vs Alcorn State (11/06/23)
Career: 15	at Arkansas State (01/23/23)
SEC: 1 (2x)	at Ole Miss (01/24/24)
3-POINT FG MADE	
Season: --	
Career: --	
SEC: --	
3-PT FG ATTEMPTS	
Season: --	
Career: 1 (2x)	LAST at Liberty (11/18/22)
SEC: --	
FT MADE	
Season: 3	vs Alcorn State (11/06/23)
Career: 5 (2x)	LAST vs UTEP (02/19/22)
SEC: --	
FT ATTEMPTED	
Season: 6	vs Alcorn State (11/06/23)
Career: 7	vs UAB (02/02/22)
SEC: --	
REBOUNDS	
Season: 7	vs Alcorn State (11/06/23)
Career: 14	vs Georgia Southern (02/18/23)
SEC: 1	at Ole Miss (01/24/24)
ASSISTS	
Season: 2	vs Alcorn State (11/06/23)
Career: 3	at Rice (02/26/22)
SEC: --	
STEALS	
Season: --	
Career: 3	vs UL Monroe (12/19/20)
SEC: --	
BLOCKED SHOTS	
Season: 1 at Ole Miss (01/24/24)	
Career: 1 (13x)	LAST at Ole Miss (01/24/24)
SEC: --	
MINUTES	
Season: 13:08	at Ole Miss (01/24/24)
Career: 37:35	vs South Alabama (03/04/23)
SEC: 13:08	at Ole Miss (01/24/24)

DENIJAY HARRIS 2023-24 GAME STATS

Opponent	Date	GS	Min	FG	FGA	Pct	3FG	3A	Pct	FT	FTA	Pct	O	D	Tot	Avg	PF	FO	A	T	Blk	Stl	Pts	Avg
ALCORN	11/06/23	12	12	1	2	.500	0	0	.000	3	6	.500	3	4	7	7.0	1	0	2	2	0	0	5	5.0
GARDNER-WEBB	11/10/23	2	0	0	.000	0	0	.000	0	2	.000	0	0	0	3.5	0	0	1	1	0	0	0	2.5	
OLD DOMINION	11/13/23	DNP																						
UNC GREENSBORO	11/17/23	DNP																						
vs Stanford	11/22/23	DNP																						
vs Memphis	11/23/23	DNP																						
vs North Carolina	11/24/23	0	0	0	.000	0	0	.000	0	0	.000	0	0	0	2.3	0	0	0	0	0	0	0	0	1.7
DUKE	11/29/23	DNP																						
FURMAN	12/04/23	DNP																						
vs Oklahoma	12/09/23	DNP																						
vs Lipscomb	12/16/23	0	0	0	.000	0	0	.000	0	0	.000	0	0	0	1.8	0	0	0	0	0	0	0	0	1.3
ABILENE CHRISTIAN	12/21/23	DNP																						
UNCW	12/30/23	2	0	0	.000	0	0	.000	0	0	.000	0	0	0	1.4	0	0	0	0	0	0	0	0	1.0
AUBURN	01/06/24	3	0	1	.000	0	0	.000	0	0	.000	0	0	0	1.2	0	0	0	0	0	0	0	0	0.8
at Georgia	01/10/24	DNP																						
at Florida	01/13/24	4	0	0	.000	0	0	.000	0	0	.000	0	0	0	1.0	0	0	0	0	0	0	0	0	0.7
TEXAS A&M	01/16/24	DNP																						
SOUTH CAROLINA	01/20/24	1	0	0	.000	0	0	.000	0	0	.000	0	0	0	0.9	0	0	0	0	0	0	0	0	0.6
at Ole Miss	01/24/24	* 13	1	1	1.000	0	0	.000	0	0	.000	1	0	1	0.9	0	0	0	0	1	0	2	2	0.8
Totals		1	37	2	4	.500	0	0	.000	3	8	.375	4	4	8	0.9	1	0	3	3	1	0	7	0.8

DENIJAY HARRIS CAREER STATISTICS

Year	GP	GS	Min	Avg	FG	FGA	Pct	3FG	3FGA	Pct	FT	FTA	Pct	Off	Def	Tot	Avg	PF	FO	Ast	TO	Blk	Stl	Pts	Avg
2020-21 (USM)	22	8	376	17.1	29	60	.483	0	1	.000	16	26	.615	31	66	97	4.4	25	0	9	21	2	13	74	3.4
2021-22 (USM)	32	13	458	14.3	36	78	.462	0	0	.000	20	34	.588	21	54	75	2.3	45	0	20	32	5	14	92	2.9
2022-23 (USM)	28	22	676	24.1	104	185	.562	0	1	.000	40	59	.678	52	107	159	5.7	33	0	17	44	5	16	248	8.9
2023-24 (ARK)	9	1	37	4.1	2	4	.500	0	0	.000	3	8	.375	4	4	8	0.9	1	0	3	3	1	0	7	0.8
TOTAL	91	44	1547	17.0	171	327	.523	0	1	.000	79	127	.622	108	231	339	3.7	104	0	49	100	13	43	421	4.6

8 CHANDLER LAWSON

F • 6-8 • 210 • Grad. Sr. (1) || Memphis, Tenn. (Wooddale HS / Memphis)

@chandlerlawson0
@chandlerlawson

FULL BIO/STATS

2023-24 is his final year of collegiate eligibility ... Graduated from Memphis (2023) - Interdisciplinary Studies ... Pursuing a second undergraduate degree from Arkansas in Arts & Sciences ... Born on Oct. 3, 2000, in Memphis, Tenn. ... Son of Keelon & Dedra Lawson ... Brothers: K.J. (Memphis, Kansas, Tulane), Deric (Memphis, Kansas) & Jonathan (Memphis, Creighton). Sisters: Kristian & Daiyanas

- A four-time high school champion and has played in three NCAA Tournaments
- Played his first two seasons at Oregon before returning home to play for the Memphis Tigers ... Has played 111 career games with 44 starts and scored 483 points with 398 rebounds.
- On the Department's Honor Roll (3.0-3.49 GPA) for Fall 2023.


N THE RANKINGS	No.	SEC
Blocked Shots	22	9th
Blocks/gm	1.24	10th

DID YOU KNOW:

- His 6 blocked shots vs Duke tie for 2nd-most by an SEC player this season
- His 5 blocked shots vs Stanford are T-4th for most by an SEC player this season

CAREER DOUBLE-DOUBLES (1)

FRESHMAN (at Oregon) (1)
01/18/20 • at Washington 16 pts 12 reb



2023-24 HIGHLIGHTS

- STANFORD:** Had a **career high in rebounds (13)** and had a then career-high blocked shots (5) ... In the second half, had eight rebounds and four blocked shots ... Added nine points.
- MEMPHIS:** Tied his season high with five points versus his former team.
- UNC:** Led the team with two assists.
- DUKE:** Was outstanding facing All-American Kyle Filipowski with a **career-high six blocked shots** ... Had seven points and eight rebounds.
- FURMAN:** Had a **career-high 19 points** (8-of-10 FG; 1-of-2 3PT) with three blocked shots.
- ACU:** Just missed a double with 10 rebounds and nine points ... Added two blocked shots ... Was +18 in the second half and +17 for the game.
- TEXAS A&M:** Was second on the team with a +7 as he posted a **season-high four assists** with five rebounds.
- SOUTH CAROLINA:** Led the team with seven rebounds and added a blocked shot.

CHANDLER LAWSON 2023-24 GAME STATS

Opponent	Date	GS	Min	FG	FGA	Pct	3FG	3A	Pct	FT	FTA	Pct	O	D	Tot	Avg	PF	FO	A	TO	Blk	Stl	Pts	Avg	
ALCORN	11/06/23	*	7	0	0	.000	0	0	.000	2	2	1.000	1	1	2	2.0	0	0	0	1	0	1	2	2.0	
GARDNER-WEBB	11/10/23	*	10	2	2	1.000	1	1	1.000	0	0	.000	1	2	3	2.5	4	0	0	0	0	1	5	3.5	
OLD DOMINION	11/13/23	*	7	1	1	1.000	0	0	.000	0	0	.000	0	2	2	2.3	1	0	0	1	1	0	2	3.0	
UNC GREENSBORO	11/17/23		10	0	0	.000	0	0	.000	0	0	.000	0	1	1	2.0	3	0	0	1	1	0	0	2.3	
vs Stanford	11/22/23		36	4	7	.571	0	0	.000	1	2	.500	5	8	13	4.2	4	0	0	0	5	0	9	3.6	
vs Memphis	11/23/23		10	2	4	.500	0	0	.000	1	2	.500	1	2	3	4.0	2	0	0	0	0	0	5	3.8	
vs North Carolina	11/24/23		19	2	5	.400	0	1	.000	0	1	.000	1	2	3	3.9	3	0	2	1	0	0	4	3.9	
DUKE	11/29/23	*	29	3	8	.375	0	0	.000	1	2	.500	3	5	8	4.4	4	0	1	1	6	1	7	4.3	
FURMAN	12/04/23	*	18	8	10	.800	1	2	.500	2	2	1.000	1	2	3	4.2	1	0	1	1	3	1	19	5.9	
vs Oklahoma	12/09/23	*	9	0	1	.000	0	0	.000	0	0	.000	0	0	0	3.8	1	0	0	0	1	1	0	5.3	
vs Lipscomb	12/16/23	*	7	2	3	.667	0	1	.000	0	0	.000	0	1	1	3.5	0	0	0	0	0	0	4	5.2	
ABILENE CHRISTIAN	12/21/23	*	24	4	6	.667	1	2	.500	0	0	.000	0	10	10	4.1	0	0	1	1	2	0	9	5.5	
UNCW	12/30/23	*	10	1	2	.500	0	0	.000	1	3	.333	2	3	5	4.2	2	0	1	0	1	0	3	5.3	
AUBURN	01/06/24	*	13	1	4	.250	1	3	.333	0	0	.000	0	0	0	3.9	2	0	0	2	0	1	3	5.1	
at Georgia	01/10/24		2	0	1	.000	0	0	.000	0	0	.000	0	0	0	3.6	0	0	1	0	0	0	0	4.8	
at Florida	01/13/24		1	0	0	.000	0	0	.000	0	0	.000	0	0	0	3.4	0	0	0	0	0	0	0	4.5	
TEXAS A&M	01/16/24	*	27	1	1	1.000	0	0	.000	0	2	.000	0	5	5	3.5	5	1	4	0	1	0	2	4.4	
SOUTH CAROLINA	01/20/24	*	25	2	6	.333	0	1	.000	0	0	.000	1	6	7	3.7	3	0	1	0	1	0	4	4.3	
at Ole Miss	01/24/24	*	6	1	2	.500	0	0	.000	0	0	.000	0	0	0	3.5	0	0	0	0	0	1	2	4.2	
Totals			13	270	34	63	.540	4	11	.364	8	16	.500	16	50	66	3.5	35	1	11	10	22	7	80	4.2

LAWSON'S PERSONAL BESTS

POINTS		
Season:	19	vs Furman (12/04/23)
Career:	19	vs Furman (12/04/23)
SEC:	4	vs South Carolina (01/20/24)
FG MADE		
Season:	8	vs Furman (12/04/23)
Career:	10 (2x)	LAST vs Richmond (11/22/22)
SEC:	2	vs South Carolina (01/20/24)
FG ATTEMPTED		
Season:	10	vs Furman (12/04/23)
Career:	12	vs Washington (01/18/20)
SEC:	6	vs South Carolina (01/20/24)
3-POINT FG MADE		
Season:	1 (4x)	LAST vs Auburn (01/06/24)
Career:	3	vs Houston (03/05/23)
SEC:	1	vs Auburn (01/06/24)
3-PT FG ATTEMPTS		
Season:	3	vs Auburn (01/06/24)
Career:	3 (2x)	vs Auburn (01/06/24)
SEC:	3	vs Auburn (01/06/24)
FT MADE		
Season:	2	vs Alcorn State (11/06/23)
Career:	5	vs Colorado (02/18/21)
SEC:	--	
FT ATTEMPTED		
Season:	2 (6x)	LAST vs Texas A&M (01/16/24)
Career:	7	vs Colorado (02/18/21)
SEC:	2	vs Texas A&M (01/16/24)
REBOUNDS		
Season:	13	vs Stanford (11/22/23)
Career:	13	vs Stanford (11/22/23)
SEC:	7	vs South Carolina (01/20/24)
ASSISTS		
Season:	4	vs Texas A&M (01/16/24)
Career:	5 (3)	LAST vs Washington (02/06/21)
SEC:	4	vs Texas A&M (01/16/24)
STEALS		
Season:	1 (6x)	LAST vs Auburn (01/06/24)
Career:	3	LAST vs UCF (02/16/22)
SEC:	1	vs Auburn (01/06/24)
BLOCKED SHOTS		
Season:	6	vs Duke (11/29/23)
Career:	6	vs Duke (11/29/23)
SEC:	1 (2x)	LAST vs South Carolina (01/20/24)
MINUTES		
Season:	35:55	vs Stanford (11/22/23)
Career:	44:51	vs Southern Cal (01/23/20)
SEC:	27:15	vs Texas A&M (01/16/24)

CHANDLER LAWSON CAREER STATISTICS

Year	GP	GS	Min	Avg	FG	FGA	Pct	3FG	3FGA	Pct	FT	FTA	Pct	Off	Def	Tot	Avg	PF	FO	Ast	TO	Blk	Stl	Pts	Avg
2019-20 (ORE)	31	12	604	19.5	56	108	.519	1	1	1.000	26	40	.650	40	81	121	3.9	56	0	41	25	14	21	139	4.5
2020-21 (ORE)	28	8	507	18.1	50	98	.510	4	11	.364	18	36	.500	25	58	83	3.0	45	1	22	22	12	14	122	4.4
2021-22 (UM)	17	0	140	8.2	9	19	.474	0	2	.000	9	19	.474	8	29	37	2.2	12	0	7	7	9	7	27	1.6
2022-23 (UM)	35	24	683	19.5	68	120	.567	7	14	.500	32	52	.615	47	110	157	4.5	77	0	27	34	19	25	175	5.0
2023-24 (ARK)	19	13	270	14.2	34	63	.540	4	11	.364	8	16	.500	16	50	66	3.5	35	1	11	10	22	7	80	4.2
TOTAL	130	57	2204	17.0	217	408	.532	16	39	.410	93	163	.571	136	328	464	3.6	225	2	109	98	76	74	543	4.2

10 BAYE FALL



F • 6-11 • 200 • Fr. (4) || Dakar, Sengal (Accelerated Schools (Denver)

@thebayefall21
@3a4e_4all

FULL BIO/STATS

Including 2023-24, has FOUR years of collegiate eligibility ... Major: Arts & Sciences ... Born on Dec. 27, 2003 in Guédiawaye, Senegal ... Son of Malle Fall and Awa Ly • Brother. Take. Sister: Ndey ... **SPEAKS 10 LANGUAGES/DIALCTS:** French, Wolof, English, Spanish, German & dialects Jola-Fonyi, Mandinka, Mandjak, Pulaar, Serer & Soninke

• 2023 McDonald's All-American ... Selected to play in the 2023 Nike Hoop Summit ... Played in the Grind Session All-Star Game

2023-24 HIGHLIGHTS

- **ALCORN:** Had two blocked shots and two steals and added four rebounds
- **GWU:** Added two more blocked shots and four more rebounds, adding one steal
- **UNC:** Provided some energy off the bench int he first half with a rebound and a blocked shot ... Was +4 in his 3:03 played.



FALL'S PERSONAL BESTS

POINTS

Career: 4 vs Alcorn State (11/06/23)

SEC: 1 (2x) LAST at Ole Miss (01/24/24)

FG MADE

Career: 1 vs Alcorn State (11/06/23)

SEC: --

FG ATTEMPTED

Career: 2 vs Alcorn State (11/06/23)

SEC: --

3-POINT FG MADE

Career: --

SEC: --

3-PT FG ATTEMPTS

Career: --

SEC: --

FT MADE

Career: 2 vs Alcorn State (11/06/23)

SEC: 1 (2x) at Ole Miss (01/24/24)

FT ATTEMPTED

Career: 6 vs Alcorn State (11/06/23)

SEC: 3 at Ole Miss (01/24/24)

REBOUNDS

Career: 4 (2x) LAST vs Gardner-Webb (11/10/23)

SEC: 1 at Ole Miss (01/24/24)

ASSISTS

Career: --

SEC: --

STEALS

Career: 2 vs Alcorn State (11/06/23)

SEC: --

BLOCKED SHOTS

Career: 2 (2x) LAST vs Gardner-Webb (11/10/23)

SEC: --

MINUTES

Career: 9:35 vs Gardner-Webb (11/10/23)

SEC: 6:08 at Ole Miss (01/24/24)

BAYE FALL 2023-24 GAME STATS

Opponent	Date	GS	Min	FG	FGA	Pct	3FG	3A	Pct	FT	FTA	Pct	O	D	Tot	Avg	PF	FO	A	TO	Blk	Stl	Pts	Avg
ALCORN	11/06/23		9	1	2	.500	0	0	.000	2	6	.333	1	3	4	4.0	5	1	0	2	2	2	4	4.0
GARDNER-WEBB	11/10/23		10	0	0	.000	0	0	.000	0	2	.000	1	3	4	4.0	3	0	0	2	2	1	0	2.0
OLD DOMINION	11/13/23	DNP																						
UNC GREENSBORO	11/17/23	DNP																						
vs Stanford	11/22/23	DNP																						
vs Memphis	11/23/23	DNP																						
vs North Carolina	11/24/23		3	0	0	.000	0	0	.000	0	0	.000	0	1	1	3.0	0	0	0	0	1	0	0	1.3
DUKE	11/29/23		1	0	0	.000	0	0	.000	0	0	.000	1	0	1	2.5	0	0	0	0	0	0	0	1.0
FURMAN	12/04/23	DNP																						
vs Oklahoma	12/09/23	DNP																						
vs Lipscomb	12/16/23	DNP																						
ABILENE CHRISTIAN	12/21/23	DNP																						
UNCW	12/30/23	DNP																						
AUBURN	01/06/24		4	0	0	.000	0	0	.000	1	2	.500	0	0	0	2.0	0	0	0	0	0	0	1	1.0
at Georgia	01/10/24	DNP																						
at Florida	01/13/24		5	0	0	.000	0	0	.000	0	0	.000	0	0	0	1.7	2	0	0	0	0	0	0	0.8
TEXAS A&M	01/16/24	DNP																						
SOUTH CAROLINA	01/20/24	DNP																						
at Ole Miss	01/24/24		6	0	0	.000	0	0	.000	1	3	.333	1	0	1	1.6	0	0	0	1	0	0	1	0.9
Totals		0	38	1	2	.500	0	0	.000	4	13	.308	4	7	11	1.6	10	1	0	5	5	3	6	0.9

BAYE FALL CAREER STATISTICS

Year	GP	GS	Min	Avg	FG	FGA	Pct	3FG	3FGA	Pct	FT	FTA	Pct	Off	Def	Tot	Avg	PF	FO	Ast	TO	Blk	Stl	Pts	Avg
2023-24	7	0	38	5.4	1	2	.500	0	0	.000	4	13	.308	4	7	11	1.6	10	1	0	5	5	3	6	0.9

11 JALEN GRAHAM

F • 6-10 • 220 • 5th Yr Sr. (1) || Phoenix, Ariz. (Mountain Pointe HS / Arizona State)

@jalengrahamm5
@jalengrahamm

FULL BIO/STATS

The 2023-24 season is his final year of collegiate eligibility ... Major: Sociology ... Born on April 4, 2001, in Le Grande, Ore. ... The son Susie Graham. Brother: Devin. Twin Sister: Jenah

- Second team All-PAC 12 as a junior at Arizona State (2021-22).
- Joined the Razorback program for 2022-23 after playing three seasons at Arizona State
- Played in 31 games for the Razorbacks in 2022-23 and scored 161 points, making 74-of-113 field goals ... His season FG% of .655 (74-of-113) ranks 7th on the school's single-season list

SINCE MISSING TRIP TO BAHAMAS (with back spasms) ...THE LAST 10 GAMES:

- Leads the team with 15 offensive rebounds
- Leads the team in blocked shots with 13
- **^ Has at least one blocked shot in 9 of his last 10 games**
- Scored 74 of his 90 points for the season

2023-24 HIGHLIGHTS

- **ALCORN:** Led the team with eight rebounds (six defensive) in 13:58 played ... Only led the team in rebounding twice in 2022-23.
- **OKLAHOMA:** Had a strong showing with 8 points (4-of-5 FG) with five rebounds, two assists and two blocked shots.
- **LIPSCOMB:** Had season highs in points (11), field goals made (5), field goals attempts-tied (6) and blocked shots (2) ... Was a team-best +8.
- **ACU:** Scored five of his seven points in the second half to help Arkansas in the come-from-behind win ... Added two blocked shots.
- **UNCW:** Scored a **season-high 16 points** (7-of-11 FG also season highs) with six rebounds (three offensive) and a blocked shot ... Played a season-high 26:58.
- **AUBURN:** Got his first start as a Razorback ... Was the only Hog with a positive plus/minus (+1) in the 32-point loss ... Had four offensive rebounds – six total – and added two steals.
- **@ FLORIDA:** Scored 10 points for his third game in double figures this season and added two blocked shots.

CAREER DOUBLE-DOUBLES (4)

SOPHOMORE (at ASU)		(3)
01/25/21 • at Arizona State	14 pts	11 reb
02/14/21 • at Oregon State	14 pts	11 reb
02/27/21 • WASHINGTON STATE	11 pts	12 reb
JUNIOR (at ASU)		(1)
02/05/22 • UCLA	16 pts	10 reb



GRAHAM'S PERSONAL BESTS

POINTS

Season:	16	vs UNC Wilmington (12/30/23)
Career:	26	vs Florida (02/18/23)
SEC:	26	vs Florida (02/18/23)

FG MADE

Season:	7	vs UNC Wilmington (12/30/23)
Career:	12	vs Florida (02/18/23)
SEC:	12	vs Florida (02/18/23)

FG ATTEMPTED

Season:	11	vs UNC Wilmington (12/30/23)
Career:	15	vs Florida (02/18/23)
SEC:	15	vs Florida (02/18/23)

3-POINT FG MADE

Season:	--	
Career:	1	vs Oregon (02/17/22)
SEC:	--	

3-PT FG ATTEMPTS

Season:	--	
Career:	2 (2x)	last vs Oregon (02/17/22)
SEC:	1 (2x)	LAST vs Florida (02/18/23)

FT MADE

Season:	3	vs Abilene Christian (12/21/23)
Career:	6 (2x)	last vs Stanford (03/05/22)
SEC:	2	vs Florida (02/18/23)

FT ATTEMPTED

Season:	4	vs Abilene Christian (12/21/23)
Career:	8 (2x)	last vs Stanford (03/05/22)
SEC:	5	at Auburn (01/07/23)

REBOUNDS

Season:	8	vs Alcorn State (11/06/23)
Career:	12	vs Washington State (02/27/21)
SEC:	7	vs Florida (02/18/23)

ASSISTS

Season:	2 (2x)	LAST at Ole Miss (01/24/24)
Career:	6	vs UCLA (02/05/22)
SEC:	2 (2x)	LAST at Ole Miss (01/24/24)

STEALS

Season:	2	vs Auburn (01/06/24)
Career:	3 (3x)	last at Southern Cal (01/24/22)
SEC:	2 (2x)	LAST vs Auburn (01/06/24)

BLOCKED SHOTS

Season:	2 (4x)	LAST at Florida (01/13/24)
Career:	5	vs Colorado (11/08/19)
SEC:	3	at Alabama (02/25/23)

MINUTES

Season:	26:58	vs UNC Wilmington (12/30/23)
Career:	39:36	vs UCLA (02/05/22)
SEC:	26:59	vs Florida (02/18/23)

JALEN GRAHAM 2023-24 GAME STATS																			
Opponent	Date	GS	Min	FG	FGA	Pct	3FG	3A	Pct	FT	FTA	Pct	O	D	Tot	Avg	PF	FO	A
ALCORN	11/06/23	14	14	4	6	.667	0	0	.000	0	2	.000	2	6	8	8.0	0	0	0
GARDNER-WEBB	11/10/23	8	8	2	3	.667	0	0	.000	0	1	.000	1	2	3	5.5	1	0	0
OLD DOMINION	11/13/23	6	6	1	3	.333	0	0	.000	0	0	.000	0	0	0	3.7	1	0	0
UNC GREENSBORO	11/17/23	DNP-Inj																	
vs Stanford	11/22/23	DNP-Inj																	
vs Memphis	11/23/23	DNP-Inj																	
vs North Carolina	11/24/23	DNP-Inj																	
DUKE	11/29/23	2	2	0	1	.000	0	0	.000	0	0	.000	0	0	0	2.8	2	0	0
FURMAN	12/04/23	9	9	1	3	.333	0	0	.000	0	0	.000	2	1	3	2.8	2	0	0
vs Oklahoma	12/09/23	16	16	4	5	.800	0	0	.000	0	0	.000	2	3	5	3.2	1	0	2
vs Lipscomb	12/16/23	15	15	5	6	.833	0	0	.000	1	2	.500	0	1	1	2.9	2	0	1
ABILENE CHRISTIAN	12/21/23	13	13	2	2	1.000	0	0	.000	3	4	.750	2	1	3	2.9	2	0	2
UNCW	12/30/23	26	26	7	11	.636	0	0	.000	2	2	1.000	3	3	6	3.2	2	0	2
AUBURN	01/06/24	*	20	2	8	.250	0	0	.000	0	0	.000	4	2	6	3.5	2	0	0
at Georgia	01/10/24	12	12	4	8	.500	0	0	.000	1	6	.167	1	0	1	3.3	1	0	1
at Florida	01/13/24	21	21	4	8	.500	0	0	.000	2	4	.500	2	3	5	3.4	1	0	0
TEXAS A&M	01/16/24	4	4	0	0	.000	0	0	.000	0	0	.000	0	0	0	3.2	2	0	0
SOUTH CAROLINA	01/20/24	6	6	1	1	1.000	0	0	.000	1	2	.500	0	0	0	2.9	2	0	1
at Ole Miss	01/24/24	13	13	3	3	1.000	0	0	.000	0	2	.000	2	0	2	2.9	3	0	2
Totals		1	185	40	68	.588	0	0	.000	10	25	.400	21	22	43	2.9	24	0	6

JALEN GRAHAM CAREER STATISTICS																			
Year	GP	GS	Min	Avg	FG	FGA	Pct	3FG	3FGA	Pct	FT	FTA	Pct	Off	Def	Tot	Avg	PF	FO
2019-20 (ASU)	28	2	304	10.9	42	61	.689	0	0	.000	5	14	.357	34	43	77	2.8	49	0
2020-21 (ASU)	21	19	512	24.4	72	131	.550	0	1	.000	26	45	.578	37	69	106	5.0	68	4
2021-22 (ASU)	29	22	682	23.5	124	255	.486	1	18	.056	38	72	.528	35	97	132	4.6	85	2
2022-23 (ARK)	31	0	290	9.4	74	113	.655	0	3	.000	13	35	.371	23	47	70	2.3	38	0
2023-24 (ARK)	15	1	185	12.3	40	68	.588	0	0	.000	10	25	.400	21	22	43	2.9	24	0
TOTAL	124	44	1973	15.9	307	628	.489	1	22	.045	92	191	.482	150	278	428	3.5	264	6

12 TRAMON MARK

6 • 6-6 • 185 • Jr. (3) || Dickinson, Texas (Dickinson HS / Houston)

@realbuckets11
@tramonmark

FULL BIO/STATS

Pronounced: Truh-Mon

Including 2023-24, has THREE years of collegiate eligibility ... Major: Sociology ... Born on Sept. 30, 2001, in Nassau Bay, Texas ... Son of Truitt and Vertresa Mark ... Brother: Ivory. Sister: Chloe

• 1 OF 20 ON THE JERRY WEST SHOOTING GUARD OF THE YEAR WATCH LIST

• NAMED TO THE FIVE-MAN BATTLE 4 ATLANTIS ALL-TOURNAMENT TEAM

• Played 76 games with 41 starts in two-plus seasons at Houston, seeing action in just seven games in 2021-22 due to a season-ending shoulder injury

• Played in all 32 games as a freshman, averaging 7.8 points and 3.0 rebounds, as the Cougars reached the NCAA Final Four

• Last season, he started all 31 games and averaged 10.1 points and 4.9 rebounds as the top-seeded Cougars reached the NCAA Sweet 16 ... In fact, he scored a career-high 26 points versus Auburn to put Houston in the Sweet 16

• Was injured in the final minutes of the North Carolina game (after he had scored 34 points) ... Missed the Duke game.

- Then, only scored 15 combined points vs Furman & Oklahoma ... **HOWEVER, his last 8 games, averaging 19.86 ppg (159 pts) ... Has 7 BLKS in Last 4 gms**

IN THE SEC RANKINGS

4th in FG% (.526)

5th in PPG (17.8 avg)

9th in FG Made (102 - missed 2 gms)

7th in FT Made (78 - missed 2 gms)

2023-24 HIGHLIGHTS

• **ALCORN:** Made a **career-high four 3-pointers** (4-of-6) with three assists and a season high 6 boards

• **UNCG:** Scored a season-best 21 points ... Tied his **career-high with nine FG made** and played a **career-high 37:53**.

• **BATTLE 4 ATLANTIS: NAMED TO THE FIVE-MAN ALL-TOURNAMENT TEAM ... STANFORD:** Just missed his career high with a team-best 25 points ... **Made (12) and attempted (15) career highs at the free throw line** ... Scored 19 of his 25 points in the second half and the overtimes ... Made a 3-pointer with 2:06 left in regulation to tie the game at 54 ... His layup with 19 seconds left proved to be the game winner ... **Played a career-high 41:08 ... UNC:** Scored a **then career-high 34 points**, making a **career-high 13 FG (13-of-17) and tied career-high with 4 3's made (4-of-6)** ... Scored 20 in the first half, going 8-of-8 from the field (2-of-2 3PT) ... Also led the team with five rebounds.

• **FURMAN:** After missing the Duke game, came off the bench to play 26:27 ... Scored seven points with two assists and two steals.

• **LIPSCOMB:** Came off the bench and led the team with 17 points (15 in the first half) ... Made his first three 3's ... Added three rebounds and three assists.

• **ACU:** Recorded his **first career double-double** with 25 points and a **career-high 11 rebounds** (nine defensive and his first two offensive this season) ... Played all 20 minutes of the second half, scoring 17 points (7-of-9 FG / 2-of-2 3PT) and grabbing seven rebounds, as Arkansas turned a seven-point halftime deficit into a 10-point win.

• **UNCW:** His solid game was lost in the shuffle of three other impressive performances ... Scored 18 points (5-of-8 FG / 1-of-2 3PT / 7-of-8 FT).

• **@ GEORGIA:** Produced his **best overall game** ... Led the team in scoring (24 points), rebounds (7) and steals (3) while tying for the team lead in assists (3) and blocked shots (3) ... **His three blocked shots are a career high** and while both his **three assists and three steals tied season highs** ... Was 10-of-10 at the free throw line and is 1 of 5 Razorbacks to go at least 10-of-10 at the free throw line in an SEC game ... Scored 18 of his points in the second half (going 8-of-8 at the line).

• **TEXAS A&M:** Had a **career-high 35 points** - **including the game winner with 1.1 seconds left** - to lead Arkansas to the win ... In fact, he scored all nine of Arkansas' final 9 points inside the final 3:43 ... Had **career highs in free throws made (17) and attempted (22)** ... The 17 FT made ties for 5th all-time in school history and ties for 2nd in SEC game ... The 22 FTA ties for 3rd all-time by a Razorback and ties the record for SEC game. ... Played all 40 minutes ... **Tied his career-high with three blocked shots** and added five rebounds.

• **SOUTH CAROLINA:** Led Arkansas with 18 points (2-of-3 3PT and 4-4 FT), 16 coming in the second half.

TRAMON MARK 2023-24 GAME STATS

Opponent	Date	GS	Min	FG	FGA	Pct	3FG	3A	Pct	FT	FTA	Pct	O	D	Tot	Avg	PF	FO	A	TO	Blk	Stl	Pts	Avg	
ALCORN	11/06/23	*	21	6	8	.750	4	6	.667	0	0	.000	0	1	1	1.0	0	0	3	1	0	1	16	16.0	
GARDNER-WEBB	11/10/23	*	27	6	12	.500	0	2	.000	2	4	.500	0	3	3	2.0	2	0	2	1	1	0	14	15.0	
OLD DOMINION	11/13/23	*	21	2	7	.286	1	3	.333	2	2	1.000	0	6	6	3.3	4	0	1	0	0	0	7	12.3	
UNC GREENSBORO	11/17/23	*	38	9	15	.600	0	2	.000	3	5	.600	0	2	2	3.0	3	0	1	2	0	3	21	14.5	
vs Stanford	11/22/23	*	41	6	15	.400	1	4	.250	12	15	.800	0	1	1	2.6	4	0	1	1	0	1	25	16.6	
vs Memphis	11/23/23	*	26	4	9	.444	0	2	.000	4	5	.800	0	1	1	2.3	3	0	0	1	0	1	12	15.8	
vs North Carolina	11/24/23	*	33	13	17	.765	4	6	.667	4	7	.571	0	5	5	2.7	3	0	0	1	1	0	34	18.4	
DUKE	11/29/23	DNP-Inj																							
FURMAN	12/04/23		26	3	6	.500	0	2	.000	1	2	.500	0	3	3	2.8	3	0	2	4	1	2	7	17.0	
vs Oklahoma	12/09/23	*	33	3	7	.429	0	2	.000	2	2	1.000	0	2	2	2.7	3	0	2	1	0	0	8	16.0	
vs Lipscomb	12/16/23		31	6	12	.500	3	4	.750	2	2	1.000	0	3	3	2.7	3	0	3	2	1	0	17	16.1	
ABILENE CHRISTIAN	12/21/23		35	9	14	.643	2	2	1.000	5	6	.833	2	9	11	3.5	2	0	2	2	0	0	25	16.9	
UNCW	12/30/23	*	24	5	8	.625	1	2	.500	7	8	.875	1	1	2	3.3	5	1	1	0	1	1	18	17.0	
AUBURN	01/06/24	*	29	3	8	.375	1	3	.333	3	4	.750	1	4	5	3.5	1	0	2	1	0	0	10	16.5	
at Georgia	01/10/24	*	36	7	14	.500	0	4	.000	10	10	1.000	0	7	7	3.7	3	0	3	2	3	3	24	17.0	
at Florida	01/13/24	*	30	6	14	.429	0	2	.000	0	0	.000	1	3	4	3.7	2	0	2	1	1	2	12	16.7	
TEXAS A&M	01/16/24	*	40	8	15	.533	2	3	.667	17	22	.773	0	5	5	3.8	3	0	0	3	3	0	35	17.8	
SOUTH CAROLINA	01/20/24	*	32	6	13	.462	2	3	.667	4	4	1.000	0	2	2	3.7	2	0	1	1	0	1	18	17.8	
at Ole Miss	01/24/24	DNP-Inj																							
Totals			14	523	102	194	.526	21	52	.404	78	98	.796	5	58	63	3.7	46	1	26	24	12	15	303	17.8

TRAMON MARK CAREER STATISTICS

Year	GP	GS	Min	Avg	FG	FGA	Pct	3FG	3FGA	Pct	FT	FTA	Pct	Off	Def	Tot	Avg	PF	FO	Ast	TO	Blk	Stl	Pts	Avg
2020-21 (UH)	32	4	642	20.1	85	224	.379	19	73	.260	62	81	.765	24	71	95	3.0	55	1	55	37	5	30	251	7.8
2021-22 (UH) *	7	0	143	20.4	25	55	.455	5	18	.278	16	17	.941	3	14	17	2.4	17	0	17	10	2	10	71	10.1
2022-23 (UH)	37	37	1088	29.4	128	328	.390	29	119	.328	80	102	.784	47	134	181	4.9	71	1	67	45	15	39	375	10.1
2023-24 (ARK)	17	14	523	30.8	102	194	.526	21	52	.404	78	98	.796	5	58	63	3.7	46	1	26	24	12	15	303	17.8
TOTAL	93	55	2396	25.8	340	801	.424	74	262	.282	236	298	.792	79	277	356	3.8	189	3	165	116	34	94	990	10.6

* - Received a medical redshirt



MARK'S PERSONAL BESTS

POINTS

Season: 35 vs Texas A&M (01/16/24)
Career: 35 vs Texas A&M (01/16/24)
SEC: 35 vs Texas A&M (01/16/24)

FG MADE

Season: 13 vs North Carolina (11/24/23)
Career: 13 vs North Carolina (11/24/23)
SEC: 8 vs Texas A&M (01/16/24)

FG ATTEMPTED

Season: 17 vs North Carolina (11/24/23)
Career: 17 (3x) LAST vs North Carolina (11/24/23)
SEC: 15 vs Texas A&M (01/16/24)

3-POINT FG MADE

Season: 4 (2x) LAST vs North Carolina (11/24/23)
Career: 4 (2x) LAST vs North Carolina (11/24/23)
SEC: 2 vs Texas A&M (01/16/24)

3-PT FG ATTEMPTS

Season: 6 (2x) LAST vs North Carolina (11/24/23)
Career: 8 vs South Carolina (12/05/20)
SEC: 4 at Georgia (01/10/24)

FT MADE

Season: 17 vs Texas A&M (01/16/24)
Career: 17 vs Texas A&M (01/16/24)
SEC: 17 vs Texas A&M (01/16/24)

FT ATTEMPTED

Season: 22 vs Texas A&M (01/16/24)
Career: 22 vs Texas A&M (01/16/24)
SEC: 2 vs Texas A&M (01/16/24)

REBOUNDS

Season: 11 vs Abilene Christian 12/21/23
Career: 11 vs Abilene Christian 12/21/23
SEC: 7 at Georgia (01/10/24)

ASSISTS

Season: 3 (3x) LAST at Georgia (01/10/24)
Career: 7 vs Cincinnati (03/14/21)
SEC: 3 at Georgia (01/10/24)

STEALS

Season: 3 (2x) LAST at Georgia (01/10/24)
Career: 4 vs Tulane (02/22/23)
SEC: 3 at Georgia (01/10/24)

BLOCKED SHOTS

Season: 3 (2x) LAST vs Texas A&M (01/16/24)
Career: 3 (2x) LAST vs Texas A&M (01/16/24)
SEC: 3 (2x) LAST vs Texas A&M (01/16/24)

MINUTES

Season: 41:08 vs Stanford (11/22/23)
Career: 41:08 vs Stanford (11/22/23)
SEC: 40:00 vs Texas A&M (01/16/24)

15 MAKHI MITCHELL

F/C • 6-10 • 240 • 5th Yr Sr. (1) || Washington, D.C. (Woodrow Wilson HS / Rhode Island)

@mothekid03
@thats_khi

FULL BIO/STATS

Pronounced: Ma-KI

The 2023-24 season is his final year of collegiate eligibility ... Major: Sociology ... Born on Jan. 31, 2000, in Washington, D.C. ... Son of Maria Mitchell ... Has a twin brother (Makhel) that plays at Little Rock

- Joined the Razorback squad with his twin Makhel for 2022-23 after they played two seasons at Rhode Island and one at Maryland ... Makhel now plays at Little Rock ... Makhi is the older of the twins by two minutes.
- His season FG% of .662 (104-of-157) in 2022-23 ranks fourth on the Razorback single-season list ... Was 1 of 4 Hogs to play all 36 games in 2022-23 ... Started 31 games

- Ranks 10th in the SEC with 21 blocked shots and 11th in blocks/gm at 1.17**
- Has 13 blocked shots over his last 9 games including three games with three rejections**

2023-24 HIGHLIGHTS

- GWU:** In 17 minutes, was a team-best +23 ... Had five points, five rebounds, two assists and four blocked shots.
- ODU:** Played what Coach Muss said was his best all-around game at Arkansas ... Had a double-double (15 points and 10 rebounds) and was 6-of-7 from the field ... Mitchell's 15 points tied his best point production as a Razorback and it was his 11th career double-double and 15th career game with double-digit rebounds.
- DUKE:** Led the team with a +12, making all three of his shots to scored six points ... Added three rebounds, an assist and a steal.
- OKLAHOMA:** Led the team with six rebounds and three blocked shots while adding nine points (making a season-high 5-of-6 at the line), two steals and two assists.
- LIPSCOMB:** Was 6-of-6 from the field and scored 12 points ... Added five rebounds and a blocked shot.
- @ GEORGIA:** Tied for the team lead with three assists and three blocked shots ... The three blocked shots additionally tied his career high for an SEC game.
- @ FLORIDA:** Once again had three blocked shots to tie his SEC career high.

CAREER DOUBLE-DOUBLES (11)

SOPHOMORE (at URI)	(1)
12/02/20 • SETON HALL	11 pts 11 reb
JUNIOR (at URI)	(7)
11/12/21 • BRYANT	11 pts 18 reb
11/27/21 • GEORGIA STATE	10 pts 12 reb
12/13/21 • at Milwaukee	16 pts 10 reb
01/28/22 • at Dayton	12 pts 11 reb
02/05/22 • UMASS	13 pts 13 reb
02/12/22 • DAVIDSON	16 pts 11 reb
02/19/22 • at George Washington	13 pts 10 reb
SENIOR (at ARK)	(2)
12/06/22 • UNC GREENSBORO	13 pts 14 reb
02/18/23 • FLORIDA	10 pts 10 reb
5th-YR SENIOR (at ARK)	(1)
11/13/23 • OLD DOMINION	15 pts 11 reb



MAKHI'S PERSONAL BESTS

POINTS
Season: 15 vs Old Dominion (11/13/23)
Career: 19 vs American Int'l (01/02/22)
SEC: 11 at Vanderbilt (01/14/23)
FG MADE
Season: 6 (2x) vs Lipscomb (12/16/23)
Career: 7 (2x) last Am International (01/02/22)
SEC: 4 at Vanderbilt (01/14/23)
FG ATTEMPTED
Season: 7 vs Old Dominion (11/13/23)
Career: 12 at VCU (02/08/22)
SEC: 7 at Vanderbilt (01/14/23)
3-POINT FG MADE
Season: --
Career: 1 (8x) LAST at Vanderbilt (01/14/23)
SEC: 1 at Vanderbilt (01/14/23)
3-PT FG ATTEMPTS
Season: --
Career: 3 at Saint Joseph's (03/05/22)
SEC: 1 at Vanderbilt (01/14/23)
FT MADE
Season: 5 vs Oklahoma (12/09/23)
Career: 8 vs George Mason (11/22/19)
SEC: 5 at Missouri (01/18/23)
FT ATTEMPTED
Season: 6 vs Oklahoma (12/09/23)
Career: 12 (2x) last vs G. Washington (01/22/22)
SEC: 6 (2x) LAST at Missouri (01/18/23)
REBOUNDS
Season: 11 vs Old Dominion (11/13/23)
Career: 18 vs Bryant (11/21/21)
SEC: 12 at LSU (12/28/22)
ASSISTS
Season: 2 (2x) LAST vs Oklahoma (12/09/23)
Career: 8 at UMass (01/15/22)
SEC: 4 vs Georgia (02/21/23)
STEALS
Season: 2 vs Oklahoma (12/09/23)
Career: 3 (5x) LAST vs UNCA (12/21/22)
SEC: 1 (3x) LAST vs Texas A&M (01/31/23)
BLOCKED SHOTS
Season: 4 vs Gardner-Webb (11/10/23)
Career: 6 vs Saint Louis (03/03/22)
SEC: 3 (5x) LAST at Florida (01/13/24)
MINUTES
Season: 29:25 vs Old Dominion (11/13/23)
Career: 30:39 at Geo Washington (02/19/22)
SEC: 35:53 at LSU (12/28/22)

MAKHI MITCHELL 2023-24 GAME STATS

Opponent	Date	GS	Min	FG	FGA	Pct	3FG	3A	Pct	FT	FTA	Pct	O	D	Tot	Avg	PF	FO	A	TO	Blk	Stl	Pts	Avg	
ALCORN	11/06/23	4	0	0	.000	0	0	.000	0	0	.000	0	0	0	0.0	1	0	0	0	0	0	0	0	0.0	
GARDNER-WEBB	11/10/23	17	1	2	.500	0	0	.000	3	4	.750	1	4	5	2.5	1	0	2	1	4	0	5	2.5		
OLD DOMINION	11/13/23	30	6	7	.857	0	0	.000	3	5	.600	3	7	10	5.0	1	0	1	0	1	0	15	6.7		
UNC GREENSBORO	11/17/23	8	1	1	1.000	0	0	.000	0	0	.000	0	0	0	3.8	4	0	1	2	1	0	2	5.5		
vs Stanford	11/22/23	*	17	3	7	.429	0	0	.000	0	0	.000	2	1	3	3.6	0	0	1	0	1	6	5.6		
vs Memphis	11/23/23	*	17	2	2	1.000	0	0	.000	0	1	.000	0	2	2	3.3	4	0	1	2	2	0	4	5.3	
vs North Carolina	11/24/23	*	11	2	5	.400	0	0	.000	1	1	1.000	0	1	1	3.0	5	1	0	1	0	0	5	5.3	
DUKE	11/29/23	10	3	3	1.000	0	0	.000	0	0	.000	0	3	3	3.0	4	0	1	0	0	1	6	5.4		
FURMAN	12/04/23	12	4	5	.800	0	0	.000	0	0	.000	1	1	2	2.9	1	0	1	3	0	1	8	5.7		
vs Oklahoma	12/09/23	27	2	3	.667	0	0	.000	5	6	.833	1	5	6	3.2	1	0	2	0	3	2	9	6.0		
vs Lipscomb	12/16/23	19	6	6	1.000	0	0	.000	0	0	.000	1	4	5	3.4	1	0	0	1	0	1	12	6.5		
ABILENE CHRISTIAN	12/21/23	8	0	1	.000	0	0	.000	1	2	.500	0	3	3	3.3	3	0	1	2	1	0	1	6.1		
UNCW	12/30/23	3	0	0	.000	0	0	.000	0	0	.000	0	1	1	3.2	1	0	0	1	2	0	0	5.6		
AUBURN	01/06/24	9	1	3	.333	0	0	.000	0	0	.000	0	3	3	3.1	1	0	1	0	0	0	2	5.4		
at Georgia	01/10/24	*	23	3	4	.750	0	0	.000	1	1	1.000	1	5	6	3.3	4	0	3	4	3	1	7	5.5	
at Florida	01/13/24	*	23	0	3	.000	0	0	.000	0	0	.000	1	3	4	3.4	1	0	2	3	0	0	5.1		
TEXAS A&M	01/16/24	3	0	0	.000	0	0	.000	0	0	.000	0	0	0	3.2	1	0	1	0	0	0	0	4.8		
SOUTH CAROLINA	01/20/24	5	2	3	.667	0	0	.000	0	0	.000	0	1	1	3.1	3	0	1	1	0	0	4	4.8		
at Ole Miss	01/24/24	12	2	4	.500	0	0	.000	0	0	.000	1	0	1	2.9	3	0	0	1	1	0	4	4.7		
Totals		5	258	38	59	.644	0	0	.000	14	20	.700	12	44	56	2.9	40	1	16	21	22	6	90	4.7	

MAKHI MITCHELL CAREER STATISTICS

Year	GP	GS	Min	Avg	FG	FGA	Pct	3FG	3FGA	Pct	FT	FTA	Pct	Off	Def	Tot	Avg	PF	FO	Ass	TO	Blk	Stl	Pts	Avg
2019-20 (MD)	12	6	111	9.2	12	34	.353	0	0	.000	12	22	.545	10	29	39	3.3	19	0	2	8	8	2	36	3.0
2020-21 (URI)	7	2	112	16.1	12	26	.462	0	0	.000	17	28	.607	6	28	34	4.9	22	1	2	10	4	4	41	5.9
2021-22 (URI)	31	27	749	24.1	121	232	.522	7	23	.304	59	113	.522	50	175	225	7.3	91	2	48	87	43	30	308	9.9
2022-23 (ARK)	36	31	727	20.2	104	157	.662	1	1	1.000	43	66	.652	58	134	192	5.3	97	7	39	33	49	31	252	7.0
2023-24 (ARK)	19	5	258	13.6	38	59	.644	0	0	.000	14	20	.700	12	44	56	2.9	40	1	16	21	22	6	90	4.7
TOTAL	105	71	1957	18.6	287	508	.565	8	24	.333	145	249	.582	136	410	546	5.2	269	11	107	159	126	73	727	6.9

24 JEREMIAH DAVENPORT

6 • 6-6 • 215 • Grad Sr. (1) || Cincinnati, Ohio (Hargrave Military (Va.) Acad. / Cincinnati)

@J24Davenport
@jaydav2x

FULL BIO/STATS

2023-24 is his final year of collegiate eligibility ... Graduated from Cincinnati (2023) - Interdisciplinary Studies ... Pursuing a second undergraduate degree from Arkansas in Arts & Sciences ... Born on Sept. 24, 1999, in Cincinnati, Ohio ... Son of the late Darren Davenport and Sheila Davenport ... Brothers: Michael & Joshua. Sisters: Gabrielle, Naomi & Deborah.

- Comes to Arkansas after playing four seasons at Cincinnati ... For his career, he played 109 games with 61 starts and averaged 9.7 points (1,060 total) and 4.2 rebounds while shooting 34.7% (205-590) from 3-point range and 78.4% (145-185) from the free throw line
- Comes from a basketball family with mother Sheila (Morehead State), father Darren (Alcorn State), brother Michael (St. Deborah (Northwest Florida, current) playing college basketball

- Arkansas is 5-2 with Davenport in the starting lineup
- Is 6-of-18 from 3PT and averaging 9.0 ppg in SEC play to rank 2nd on the team

2023-24 HIGHLIGHTS

- DUKE:** Drew the start and scored six points thanks to a pair of 3-pointers late in the first half ... The second coming with 24 second left to give Arkansas a one-point lead.
- OKLAHOMA:** Scored 12 points, making two 3's and four free throws.
- LIPSCOMB:** Had his best stat sheet stuffer game with nine points, four rebounds, three assists and two steals.
- @ GEORGIA:** Tied his season high with four rebounds.
- @ FLORIDA:** Earned the start and responded with a **season-high 13 points**, making a pair of 3-pointers and going 5-of-7 at the line ... Tied his season high with three assists.
- SOUTH CAROLINA:** Scored eight points, a team-best seven in the first half to keep Arkansas in striking distance.

CAREER DOUBLE-DOUBLES (4)

SOPHOMORE (at Cincy)	(1)
01/07/21 • at SMU	18 pts 10 reb
JUNIOR (at Cincy)	(3)
01/01/22 • TULANE	19 pts 10 reb
02/15/22 • MEMPHIS	20 pts 11 reb
02/23/22 • at UCF	150 pts 12 reb



DAVENPORT'S PERSONAL BESTS

POINTS
Season: 13 at Florida (01/13/24)
Career: 27 vs Tulane (02/26/21)
SEC: 13 at Florida (01/13/24)
FG MADE
Season: 3 (4x) LAST vs Texas A&M (01/16/24)
Career: 10 vs Tulane (02/26/21)
SEC: 3 (3x) LAST vs Texas A&M (01/16/24)
FG ATTEMPTED
Season: 10 vs Lipscomb (12/16/23)
Career: 16 (2x) LAST vs East Carolina (02/26/21)
SEC: 9 vs Texas A&M (01/16/24)
3-POINT FG MADE
Season: 2 (6x) LAST vs Texas A&M (01/16/24)
Career: 7 (2x) LAST vs Tulsa (01/20/22)
SEC: 2 vs Texas A&M (01/16/24)
3-PT FG ATTEMPTS
Season: 7 at Florida (01/13/24)
Career: 11 (2x) LAST vs Houston (03/11/22)
SEC: 7 at Florida (01/13/24)
FT MADE
Season: 5 at Florida (01/13/24)
Career: 5 (7x) LAST at Florida (01/13/24)
SEC: 5 at Florida (01/13/24)
FT ATTEMPTED
Season: 7 at Florida (01/13/24)
Career: 9 vs Tulane (01/01/22)
SEC: 7 at Florida (01/13/24)
REBOUNDS
Season: 4 (2x) LAST at Georgia (01/10/24)
Career: 12 at UCF (02/22/22)
SEC: 4 at Georgia (01/10/24)
ASSISTS
Season: 3 (3x) LAST at Florida (01/13/24)
Career: 6 (2x) LAST vs Louisville (11/23/22)
SEC: 3 at Florida (01/13/24)
STEALS
Season: 2 vs Lipscomb (12/16/23)
Career: 4 vs SMU (03/12/21)
SEC: 1 at Florida (01/13/24)
BLOCKED SHOTS
Season: 2 vs UNC Greensboro (11/17/23)
Career: 2 (4x) LAST vs UCG (11/17/23)
SEC: 1 vs Texas A&M (01/16/24)
MINUTES
Season: 27:11 vs Lipscomb (12/16/23)
Career: 37:16 vs Vanderbilt (03/04/21)
SEC: 25:10 at Florida (01/13/24)

JEREMIAH DAVENPORT 2023-24 GAME STATS

Opponent	Date	GS	Min	FG	FGA	Pct	3FG	3A	Pct	FT	FTA	Pct	O	D	Tot	Avg	PF	FO	A	TO	Blk	Stl	Pts	Avg
ALCORN	11/06/23	19	1	6	.167	1	6	.167	0	0	.000	2	1	3	3.0	1	0	3	0	1	0	3	3.0	
GARDNER-WEBB	11/10/23	12	1	5	.200	1	3	.333	2	2	1.000	1	2	3	3.0	0	0	0	1	1	0	5	4.0	
OLD DOMINION	11/13/23	13	1	4	.250	1	2	.500	0	0	.000	0	1	1	2.3	0	0	0	0	0	0	3	3.7	
UNC GREENSBORO	11/17/23	*	6	0	1	.000	0	1	.000	0	0	.000	0	0	0	1.8	1	0	0	2	0	0	2.8	
vs Stanford	11/22/23	*	10	0	1	.000	0	1	.000	0	0	.000	0	0	0	1.4	1	0	0	1	0	0	2.2	
vs Memphis	11/23/23	DNP-Inj																						
vs North Carolina	11/24/23	25	3	8	.375	1	5	.200	2	2	1.000	0	1	1	1.3	3	0	1	2	0	1	9	3.3	
DUKE	11/29/23	* 15	2	4	.500	2	4	.500	0	0	.000	0	0	0	1.1	0	0	1	0	1	0	6	3.7	
FURMAN	12/04/23	* 11	2	4	.500	0	2	.000	0	0	.000	0	0	0	1.0	1	0	1	0	1	1	4	3.8	
vs Oklahoma	12/09/23	18	3	6	.500	2	5	.400	4	6	.667	0	1	1	1.0	1	0	0	1	0	1	12	4.7	
vs Lipscomb	12/16/23	* 27	3	10	.300	2	6	.333	1	2	.500	2	2	4	1.3	1	0	3	1	0	2	9	5.1	
ABILENE CHRISTIAN	12/21/23	* 5	0	2	.000	0	2	.000	0	0	.000	0	1	1	1.3	1	0	0	0	0	0	0	4.6	
UNCW	12/30/23	4	1	2	.500	0	0	.000	0	0	.000	1	0	1	1.3	2	0	0	0	0	0	2	4.4	
AUBURN	01/06/24	DNP																						
at Georgia	01/10/24	22	3	7	.429	1	5	.200	0	0	.000	1	3	4	1.5	2	0	1	0	0	0	7	4.6	
at Florida	01/13/24	* 25	3	7	.429	2	3	.667	5	7	.714	0	0	0	1.4	1	0	3	0	0	1	13	5.2	
TEXAS A&M	01/16/24	15	3	9	.333	2	6	.333	0	0	.000	0	1	1	1.3	2	0	0	1	1	0	8	5.4	
OUTH CAROLINA	01/20/24	21	2	6	.333	1	4	.250	3	4	.750	1	0	1	1.3	3	0	1	1	0	0	8	5.6	
at Ole Miss	01/24/24	16	1	5	.200	1	5	.200	0	0	.000	0	3	3	1.4	1	0	2	2	0	0	3	5.4	
Totals		7	264	29	87	.333	17	60	.283	17	23	.739	8	16	24	1.4	21	0	16	10	7	6	92	5.4

JEREMIAH DAVENPORT CAREER STATISTICS

Year	GP	GS	Min	Avg	FG	FGA	Pct	3FG	3FGA	Pct	FT	FTA	Pct	Off	Def	Tot	Avg	PF	FO	Ast	TO	Blk	Stl	Pts	Avg
2019-20 (UC)	18	0	122	6.8	10	30	.333	2	14	.143	13	17	.765	6	12	18	1.0	18	0	2	11	0	6	35	1.9
2020-21 (UC)	23	14	656	28.5	96	210	.457	48	127	.378	30	39	.769	29	86	115	5.0	42	0	39	42	3	19	270	11.7
2021-22 (UC)	32	32	861	26.9	144	366	.393	83	231	.359	58	76	.763	53	122	175	5.5	80	2	24	42	11	19	429	13.4
2022-23 (UC)	36	15	919	25.5	105	299	.351	72	218	.330	44	53	.830	38	113	151	4.2	60	2	53	24	11	27	326	9.1
2023-24 (ARK)	17	7	264	15.5	29	87	.333	17	60	.283	17	23	.739	8	16	24	1.4	21	0	16	10	7	6	92	5.4
All*	118	68	2822	23.9	384	992	.387	222	650	.342	162	208	.779	134	349	483	4.1	221	4	134	129	32	77	1152	9.8

21 CADE ARBOGAST

G • 6-3 • 175 • Grad. Sr. (1) || Concord, Calif. (De La Salle HS / Lane (Ore.) CC)

@cadearbogast

@cadearbogast

2023-24 is his final year of collegiate eligibility
Graduated from Arkansas (2023) - B.S. in Communications
Pursuing a second undergraduate degree from Arkansas in Arts & Sciences
Born on August 23, 2000, in Walnut Creek, Calif. • Son of Peter and Carol Arbogast • Sister: Riley

• Third-year walkon ... Was on scholarship for the spring semester of 2022

• Named to the **2022-23 SEC Winter Academic Honor Roll ... On the Department's AD Honor Roll (3.5-3.99 GPA) for Fall 2023.**

2022-23 (Jr.at Arkansas):

• Scored his first collegiate points – a 3-pointer (1:32 in the 2nd half) [that blew the roof off Bud Walton Arena](#) – in the San Jose State win.

2021-22 (So. at Arkansas):

• Came to Arkansas as a walkon but earned a scholarship on Jan. 21 ([watch](#)) ... Played in four games, including the NCAA second-round win over New Mexico State ... Grabbed three rebounds and added an assist in the win at Georgia.



CADE ARBOGAST CAREER STATISTICS

Year	GP	GS	Min	Avg	FG	FGA	Pct	3FG	3FGA	Pct	FT	FTA	Pct	Off	Def	Tot	Avg	PF	FO	Ast	TO	Blk	Stl	Pts	Avg
2021-22	4	0	3	0.8	0	4	.000	0	2	.000	0	0	.000	2	1	3	0.8	0	0	1	0	0	0	0	0.0
2022-23	8	0	11	1.4	1	4	.250	1	4	.250	0	0	.000	0	1	1	0.1	1	0	0	0	0	0	3	0.4
2023-24	4	0	5	1.3	0	2	.000	0	0	.000	0	0	.000	0	0	0	0.0	1	0	0	0	0	0	0	0.0
TOTAL	17	0	21	1.2	1	10	.100	1	6	.167	0	0	.000	2	2	4	0.2	2	0	1	0	0	0	3	0.2

45 LAWSON BLAKE

F • 6-10 • 240 • Jr. (2) || Fayetteville, Ark. (Link Year (Mo.) Prep)

@lawsonblake

@lawson.blake

Including 2023-24, has TWO years of collegiate eligibility
Major: Exercise Science
Born on January 3, 2002, in San Antonio, Texas
Son of Larry and Allison Blake • Siblings: Carolina, Walker and Macey

• Third-year walkon

• Participated in the SEC Leadership Council in the summer of 2023.

• Named to the **SEC First-Year Academic Honor Roll (2021-22)** and the **2022-23 SEC Winter Academic Honor Roll.**

• Made the University's Chancellor's List (4.0 GPA) and the **Department's Champions Honor Roll (4.0 GPA) for Fall 2022 and Fall 2023.**

2023-24 (Junior):

• Grabbed a rebound and went 1-for-2 at the line versus Alcorn State

2022-23 (Sophomore):

• Played in nine games ... Scored his first career points in the win over Georgia, converting an old-fashioned, 3-point play with 27 seconds left ... Grabbed his first career rebound in the win over Fordham ... Had a career-high two boards versus UNC Asheville.

2021-22 (Freshman):

• Made the team as a walkon ... Played in five games, including Arkansas' second-round NCAA Tournament win over New Mexico State.



LAWSON BLAKE CAREER STATISTICS

Year	GP	GS	Min	Avg	FG	FGA	Pct	3FG	3FGA	Pct	FT	FTA	Pct	Off	Def	Tot	Avg	PF	FO	Ast	TO	Blk	Stl	Pts	Avg
2021-22	5	0	5	1.0	0	0	.000	0	0	.000	0	0	.000	0	0	0	0.0	0	0	0	0	0	0	0	0.0
2022-23	9	0	13	1.4	1	4	.250	0	0	.000	1	3	.333	1	3	4	0.4	1	0	0	1	0	0	3	0.3
2023-24	2	0	2	1.0	0	0	.000	0	0	.000	1	2	.500	0	1	1	0.5	0	0	0	0	0	0	1	0.5
TOTAL	16	0	20	1.3	1	4	.250	0	0	.000	2	5	.400	1	4	5	0.3	1	0	0	1	0	0	4	0.3

FULL BIO/STATS

FULL BIO/STATS

ARKANSAS RAZORBACKS

2023-24 SEASON RESULTS & LEADERS

RECORD:	OVERALL	HOME	AWAY	NEUTRAL
ALL GAMES	10-9	8-3	0-3	2-3
CONFERENCE	1-5	1-2	0-3	0-0
NON-CONFERENCE	9-4	7-1	0-0	2-3

DATE	TIME (CT)	R A N K	OPPONENT	TV	RESULT	ATTEND	RECORD	(SEC)	HIGH POINTS	HIGH REBOUNDS
11/06/23	7:00 pm	14/14 --/--	ALCORN	SEC Network Plus	W 93-59	19200	1-0	--	(21)Khalif Battle	(8)Jalen Graham
11/10/23	7:00 pm	14/14 --/--	GARDNER-WEBB	SEC Network Plus	W 86-68	19200	2-0	--	(21)Khalif Battle	(7)Trevon Brazile
11/13/23	7:00 pm	14/14 --/--	OLD DOMINION	SEC Network Plus	W 86-77	19200	3-0	--	(17)El Ellis	(10)Makhi Mitchell
11/17/23	7:00 pm	14/14 --/--	UNC GREENSBORO	SEC Network Plus	72-78 L	19200	3-1	--	(21)Tramon Mark	(9)Trevon Brazile
11/22/23	7:30 pm	+ 20/RV --/--	vs Stanford	ESPNU	20T W 77-74	820	4-1	--	(25)Tramon Mark	(17)Trevon Brazile
11/23/23	5:00 pm	+ 20/RV RV/RV	vs Memphis	ESPN	79-84 L	982	4-2	--	(21)Khalif Battle	(10)Trevon Brazile
11/24/23	1:00 pm	+ 20/RV 14/14	vs North Carolina	ESPN2	72-87 L	1456	4-3	--	(34)Tramon Mark	(5)Tramon Mark
11/29/23	8:25 pm	% RV/RV 7/7	DUKE	ESPN	W 80-75	✓ 20344	5-3	--	(21)Khalif Battle	(11)Trevon Brazile
12/04/23	7:00 pm	RV/-- --/--	FURMAN	SEC Network Plus	W 97-83	19200	6-3	--	(25)Khalif Battle	(10)Davonte Davis
12/09/23	3:00 pm	@ RV/-- 19/22	vs Oklahoma	ESPN2	70-79 L	17485	6-4	--	(13)Khalif Battle	(6)Makhi Mitchell
12/16/23	5:15 pm	& --/-- --/--	vs Lipscomb	SEC Network Plus	W 69-66	16361	7-4	--	(17)Tramon Mark	(6)Trevon Brazile
12/21/23	6:00 pm	--/-- --/--	ABILENE CHRISTIAN	SEC Network	W 83-73	19200	8-4	--	(25)Tramon Mark	(11)Tramon Mark
12/30/23	4:00 pm	--/-- --/--	UNCW	SEC Network	W 106-90	19200	9-4	--	(32)Keyon Menifield Jr.	(8)Trevon Brazile
01/06/24	1:00 pm	* --/-- 25/24	AUBURN	ESPN2	51-83 L	19200	9-5	0-1	(14)Keyon Menifield Jr.	(7)Trevon Brazile
01/10/24	9:00 pm	* --/-- --/--	at Georgia	ESPNU	66-76 L	7820	9-6	0-2	(24)Tramon Mark	(7)Tramon Mark
01/13/24	4:00 pm	* --/-- --/--	at Florida	ESPN	68-90 L	10445	9-7	0-3	(14)Layden Blocker	(7)Trevon Brazile
01/16/24	8:00 pm	* --/-- --/--	TEXAS A&M	SEC Network	W 78-77	19200	10-7	1-3	(35)Tramon Mark	(6)Davonte Davis (6)El Ellis
01/20/24	12:00 pm	* --/-- RV/--	SOUTH CAROLINA	SEC Network	64-77 L	19200	10-8	1-4	(18)Tramon Mark	(7)Chandler Lawson
01/24/24	8:00 pm	* --/-- RV/RV	at Ole Miss	ESPNU	51-77 L	8207	10-9	1-5	(11)Khalif Battle	(4)Trevon Brazile (4)Khalif Battle

✓ - Bud Walton Arena Record

Home Games in CAPS | * - Southeastern Conference game | + Bad Boy Mowers Battle 4 Atlantis (Paradise Island, Bahamas - Imperial Arena) | % - SEC/ACC Challenge |
@ - played in Tulsa, Okla. (BOK Center) | & - played in North Little Rock (Simmons Bank Arena) | ^ - SEC Tournament (Nashville, Tenn. - Bridgestone Arena) |

ATTENDANCE SUMMARY	GAMES	TOTALS	AVG/GAME
HOME	11	212344	19304
AWAY	3	26472	8824
NEUTRAL	5	37104	7421
TOTAL	19	275920	14522

ARKANSAS RAZORBACKS

2023-24 COMBINED REPORT

RECORD:	OVERALL	HOME	AWAY	NEUTRAL
ALL GAMES	10-9	8-3	0-3	2-3
CONFERENCE	1-5	1-2	0-3	0-0
NON-CONFERENCE	9-4	7-1	0-0	2-3

#	Player	GP	GS	Min	Avg	• TOTAL •			• 3-PTS •			• REBOUNDS •				PF FO		A TO Blk Stl				Pts Avg							
						FG	FGA	Pct	3FG	FGA	Pct	FT	FTA	Pct	Off									Def	Tot	Avg			
12	Tramon Mark	17	14	523	30.8	102	194	.526	21	52	.404	78	98	.796	5	58	63	3.7	46	1	26	24	12	15	303	17.8			
00	Khalif Battle	18	1	380	21.1	50	138	.362	27	70	.386	80	97	.825	2	43	45	2.5	42	2	20	23	2	7	207	11.5			
02	Trevon Brazile	19	18	523	27.5	57	123	.463	18	52	.346	37	53	.698	33	91	124	6.5	39	1	10	35	24	14	169	8.9			
01	Keyon Menifield Jr.	9	4	170	18.9	23	62	.371	9	28	.321	16	24	.667	3	15	18	2.0	10	0	17	11	2	4	71	7.9			
04	Davonte Davis	19	18	551	29.0	43	121	.355	11	46	.239	23	31	.742	16	60	76	4.0	47	0	40	20	0	10	120	6.3			
11	Jalen Graham	15	1	185	12.3	40	68	.588	0	0	.000	10	25	.400	21	22	43	2.9	24	0	6	7	14	3	90	6.0			
03	Ei Ellis	19	10	313	16.5	33	96	.344	8	32	.250	30	36	.833	5	31	36	1.9	15	0	31	23	2	4	104	5.5			
24	Jeremiah Davenport	17	7	264	15.5	29	87	.333	17	60	.283	17	23	.739	8	16	24	1.4	21	0	16	10	7	6	92	5.4			
15	Makhi Mitchell	19	5	258	13.6	38	59	.644	0	0	.000	14	20	.700	12	44	56	2.9	40	1	16	21	22	6	90	4.7			
08	Chandler Lawson	19	13	270	14.2	34	63	.540	4	11	.364	8	16	.500	16	50	66	3.5	35	1	11	10	22	7	80	4.2			
06	Layden Blocker	18	2	243	13.5	22	49	.449	0	6	.000	24	38	.632	12	18	30	1.7	29	1	20	13	6	15	68	3.8			
05	Joseph Pinion	13	1	88	6.8	11	25	.440	5	15	.333	13	15	.867	1	8	9	0.7	10	0	3	5	6	4	40	3.1			
10	Baye Fall	7	0	38	5.4	1	2	.500	0	0	.000	4	13	.308	4	7	11	1.6	10	1	0	5	5	3	6	0.9			
07	Denijay Harris	9	1	37	4.1	2	4	.500	0	0	.000	3	8	.375	4	4	8	0.9	1	0	3	3	1	0	7	0.8			
45	Lawson Blake	2	0	2	1.0	0	0	.000	0	0	.000	1	2	.500	0	1	1	0.5	0	0	0	0	0	0	1	0.5			
21	Cade Arbogast	4	0	5	1.3	0	2	.000	0	0	.000	0	0	.000	0	0	0	0.0	1	0	0	0	0	0	0	0.0			
TM TEAM.....																		26 46 72 3.8				0		14				0	
Arkansas.....		19				485	1093	.444	120	372	.323	358	499	.717	168	514	682	35.9	370	8	219	224	125	98	1448	76.2			
Opponents.....		19				516	1208	.427	145	430	.337	296	419	.706	219	494	713	37.5	395	-	248	200	47	119	1473	77.5			

Team Statistics	ARK	OPP
SCORING	1448	1473
Points per game	76.2	77.5
Scoring margin	-1.3	-
FIELD GOALS-ATT	485-1093	516-1208
Field goal pct	.444	.427
3 POINT FG-ATT	120-372	145-430
3-point FG pct	.323	.337
3-pt FG made per game	6.3	7.6
FREE THROWS-ATT	358-499	296-419
Free throw pct	.717	.706
F-Throws made per game	18.8	15.6
REBOUNDS	682	713
Rebounds per game	35.9	37.5
Rebounding margin	-1.6	-
ASSISTS	219	248
Assists per game	11.5	13.1
TURNOVERS	224	200
Turnovers per game	11.8	10.5
Turnover margin	-1.3	-
Assist/turnover ratio	1.0	1.2
STEALS	98	119
Steals per game	5.2	6.3
BLOCKS	125	47
Blocks per game	6.6	2.5
ATTENDANCE	212344	63576
Home games-Avg/Game	11-19304	3-8824
Neutral site-Avg/Game	-	5-7421

SCORE BY PERIODS:	1st	2nd	OT	OT2	Total
Arkansas	653	777	7	11	1448
Opponents	664	794	7	8	1473

Date	Ark. Rank	Opponent	Result	Score	Attend
11/06/23	14/14	ALCORN	W	93-59	19200
11/10/23	14/14	GARDNER-WEBB	W	86-68	19200
11/13/23	14/14	OLD DOMINION	W	86-77	19200
11/17/23	14/14	UNC GREENSBORO	L	72-78	19200
+ 11/22/23	20/RV	vs Stanford	2OT W	77-74	820
+ 11/23/23	20/RV	vs Memphis	L	79-84	982
+ 11/24/23	20/RV	vs #14/14 North Carolina	L	72-87	1456
% 11/29/23	RV/RV	#7/7 DUKE	W	80-75	✓ 20344
12/04/23	RV/--	FURMAN	W	97-83	19200
@ 12/09/23	RV/--	vs #19/22 Oklahoma	L	70-79	17485
& 12/16/23	--/--	vs Lipscomb	W	69-66	16361
12/21/23	--/--	ABILENE CHRISTIAN	W	83-73	19200
12/30/23	--/--	UNCW	W	106-90	19200
* 01/06/24	--/--	#25/24 AUBURN	L	51-83	19200
* 01/10/24	--/--	at Georgia	L	66-76	7820
* 01/13/24	--/--	at Florida	L	68-90	10445
* 01/16/24	--/--	TEXAS A&M	W	78-77	19200
* 01/20/24	--/--	RV/-- SOUTH CAROLINA	L	64-77	19200
* 01/24/24	--/--	at #RV/RV Ole Miss	L	51-77	8207

✓ - BUD WALTON ARENA RECORD

* = SEC game || + Bad Boy Mowers Battle 4 Atlantis (Paradise Island, Bahamas (Imperial Arena)) || % - Big 12/SEC Challenge
 @ - played in Tulsa, Okla. (BOK Center) || & - played in North Little Rock (Simmons Bank Arena)
 ^ - SEC Tournament (Nashville, Tenn. - Bridgestone Arena)

ARKANSAS RAZORBACKS

2023-24 SEASON STATISTICS • ALL GAMES



RECORD:	OVERALL	HOME	AWAY	NEUTRAL
ALL GAMES	10-9	8-3	0-3	2-3
CONFERENCE	1-5	1-2	0-3	0-0
NON-CONFERENCE	9-4	7-1	0-0	2-3

#	Player	GPGS	Min	Avg	• TOTAL •			• 3-PTS •			FT	FTA	Pct	• REBOUNDS •				PF	FO	A	TO	Blk	St	Pts	Avg	
					FG	FGA	Pct	3FG	FGA	Pct				Off	Def	Tot	Avg									
12	Tramon Mark	17	14	523	30.8	102	194	.526	21	52	.404	78	98	.796	5	58	63	3.7	46	1	26	24	12	15	303	17.8
00	Khalif Battle	18	1	380	21.1	50	138	.362	27	70	.386	80	97	.825	2	43	45	2.5	42	2	20	23	2	7	207	11.5
02	Trevon Brazile	19	18	523	27.5	57	123	.463	18	52	.346	37	53	.698	33	91	124	6.5	39	1	10	35	24	14	169	8.9
01	Keyon Menifield Jr.	9	4	170	18.9	23	62	.371	9	28	.321	16	24	.667	3	15	18	2.0	10	0	17	11	2	4	71	7.9
04	Davonte Davis	19	18	551	29.0	43	121	.355	11	46	.239	23	31	.742	16	60	76	4.0	47	0	40	20	0	10	120	6.3
11	Jalen Graham	15	1	185	12.3	40	68	.588	0	0	.000	10	25	.400	21	22	43	2.9	24	0	6	7	14	3	90	6.0
03	El Ellis	19	10	313	16.5	33	96	.344	8	32	.250	30	36	.833	5	31	36	1.9	15	0	31	23	2	4	104	5.5
24	Jeremiah Davenport	17	7	264	15.5	29	87	.333	17	60	.283	17	23	.739	8	16	24	1.4	21	0	16	10	7	6	92	5.4
15	Makhi Mitchell	19	5	258	13.6	38	59	.644	0	0	.000	14	20	.700	12	44	56	2.9	40	1	16	21	22	6	90	4.7
08	Chandler Lawson	19	13	270	14.2	34	63	.540	4	11	.364	8	16	.500	16	50	66	3.5	35	1	11	10	22	7	80	4.2
06	Layden Blocker	18	2	243	13.5	22	49	.449	0	6	.000	24	38	.632	12	18	30	1.7	29	1	20	13	6	15	68	3.8
05	Joseph Pinion	13	1	88	6.8	11	25	.440	5	15	.333	13	15	.867	1	8	9	0.7	10	0	3	5	6	4	40	3.1
10	Baye Fall	7	0	38	5.4	1	2	.500	0	0	.000	4	13	.308	4	7	11	1.6	10	1	0	5	5	3	6	0.9
07	Denijay Harris	9	1	37	4.1	2	4	.500	0	0	.000	3	8	.375	4	4	8	0.9	1	0	3	3	1	0	7	0.8
45	Lawson Blake	2	0	2	1.0	0	0	.000	0	0	.000	1	2	.500	0	1	1	0.5	0	0	0	0	0	0	1	0.5
21	Cade Arbogast	4	0	5	1.3	0	2	.000	0	0	.000	0	0	.000	0	0	0	0.0	1	0	0	0	0	0	0	0.0
TEAM.....																		26	46	72	3.8				0	
Arkansas.....		19				485	1093	.444	120	372	.323	358	499	.717	168	514	682	35.9	370	8	219	224	125	98	1448	76.2
Opponents.....		19				516	1208	.427	145	430	.337	296	419	.706	219	494	713	37.5	395	-	248	200	47	119	1473	77.5

SCORE BY PERIODS:	1st	2nd	OT	OT2	Total
Arkansas	653	777	7	11	1448
Opponents	664	794	7	8	1473

DEADBALL REBOUNDS:	OFF	DEF	TOTAL
Arkansas	76	11	87
Opponents	71	10	81

ARKANSAS RAZORBACKS

2023-24 STATISTICS • SEC GAMES ONLY



RECORD:	OVERALL	HOME	AWAY
SEC GAMES:	1-5	1-2	0-3

##	Player	GPGS	Min	Avg	• TOTAL •			• 3-PTS •			FT	FTA	Pct	• REBOUNDS •				PF	FO	A	TO	Blk	St	Pts	Avg	
					FG	FGA	Pct	3FG	FGA	Pct				Off	Def	Tot	Avg									
12	Tramon Mark	5	5	167	33.4	30	64	.469	5	15	.333	34	40	.850	2	21	23	4.6	11	0	8	8	7	6	99	19.8
24	Jeremiah Davenport	5	1	99	19.8	12	34	.353	7	23	.304	8	11	.727	2	7	9	1.8	9	0	7	4	1	1	39	7.8
02	Trevon Brazile	6	5	163	27.2	13	35	.371	3	17	.176	12	18	.667	6	29	35	5.8	8	0	1	11	5	4	41	6.8
05	Joseph Pinion	4	0	51	12.8	7	14	.500	4	9	.444	6	6	1.000	1	5	6	1.5	5	0	3	4	4	1	24	6.0
11	Jalen Graham	6	1	76	12.7	14	28	.500	0	0	.000	4	14	.286	9	5	14	2.3	11	0	3	2	6	2	32	5.3
03	El Ellis	6	2	91	15.2	7	27	.259	2	8	.250	10	10	1.000	2	10	12	2.0	4	0	5	7	0	0	26	4.3
01	Keyon Menifield Jr.	6	3	88	14.7	10	37	.270	6	17	.353	0	3	.000	0	5	5	0.8	6	0	8	4	2	4	26	4.3
00	Khalif Battle	5	1	75	15.0	5	26	.192	3	13	.231	8	11	.727	1	7	8	1.6	6	0	5	3	2	1	21	4.2
04	Davonte Davis	6	5	143	23.8	9	31	.290	1	11	.091	5	5	1.000	2	14	16	2.7	14	0	3	4	0	1	24	4.0
15	Makhi Mitchell	6	2	75	12.5	8	17	.471	0	0	.000	1	1	1.000	3	12	15	2.5	13	0	6	8	7	1	17	2.8
06	Layden Blocker	6	0	61	10.2	4	14	.286	0	2	.000	6	10	.600	3	4	7	1.2	4	0	5	2	2	3	14	2.3
08	Chandler Lawson	6	4	74	12.3	5	14	.357	1	4	.250	0	2	.000	1	11	12	2.0	10	1	5	3	2	2	11	1.8
10	Baye Fall	3	0	15	5.0	0	0	.000	0	0	.000	2	5	.400	1	0	1	0.3	2	0	0	1	0	0	2	0.7
07	Denijay Harris	4	1	21	5.3	1	2	.500	0	0	.000	0	0	.000	1	0	1	0.3	0	0	0	0	1	0	2	0.5
21	Cade Arbogast	1	0	1	1.0	0	0	.000	0	0	.000	0	0	.000	0	0	0	0.0	0	0	0	0	0	0	0	0.0
TEAM.....															12	16	28	4.7	0			3			0	
Arkansas.....		6				125	343	.364	32	119	.269	96	136	.706	46	146	192	32.0	103	1	59	64	39	26	378	63.0
Opponents.....		6				175	391	.448	47	136	.346	83	113	.735	78	185	263	43.8	109	-	83	53	27	34	480	80.0

SCORE BY PERIODS:	1st	2nd	Total
Arkansas	186	192	378
Opponents	226	254	480

DEADBALL REBOUNDS:	OFF	DEF	TOTAL
Arkansas	22	3	25
Opponents	19	4	23

2023-24 RAZORBACK GAME-BY-GAME STATISTICS

Opponent	Date	Score	W/L	• TOTAL •			• 3-PTRS •			• REBOUNDS •													
				FG	FGA	Pct	3FG	FGA	Pct	FT	FTA	Pct	Off	Def	Tot	Avg	PF	A	TO	Blk	Stl	Pts	Avg
ALCORN	11/06/23	93-59	W	28	54	.519	12	30	.400	25	37	.676	14	30	44	44.0	22	20	15	4	10	93	93.0
GARDNER-WEBB	11/10/23	86-68	W	30	60	.500	7	18	.389	19	31	.613	7	39	46	45.0	20	11	10	15	4	86	89.5
OLD DOMINION	11/13/23	86-77	W	30	59	.508	8	19	.421	18	29	.621	8	27	35	41.7	12	15	4	6	3	86	88.3
UNC GREENSBORO	11/17/23	72-78	L	24	55	.436	4	23	.174	20	25	.800	6	24	30	38.8	22	7	13	6	4	72	84.2
vs Stanford	11/22/23	77-74	Wot	23	76	.303	5	19	.263	26	33	.788	21	31	52	41.4	23	6	13	5	9	77	82.8
vs Memphis	11/23/23	79-84	L	26	55	.473	7	18	.389	20	27	.741	13	20	33	40.0	25	7	18	2	4	79	82.2
vs North Carolina	11/24/23	72-87	L	26	55	.473	5	17	.294	15	20	.750	6	21	27	38.1	27	6	12	6	4	72	80.7
DUKE	11/29/23	80-75	W	26	53	.491	9	22	.409	19	30	.633	5	35	40	38.4	21	17	12	10	6	80	80.6
FURMAN	12/04/23	97-83	W	37	61	.607	8	19	.421	15	21	.714	6	32	38	38.3	19	21	11	10	7	97	82.4
vs Oklahoma	12/09/23	70-79	L	20	50	.400	4	18	.222	26	31	.839	6	19	25	37.0	18	8	13	6	10	70	81.2
vs Lipscomb	12/16/23	69-66	W	30	57	.526	5	15	.333	4	8	.500	8	27	35	36.8	14	17	14	5	4	69	80.1
ABILENE CHRISTIAN	12/21/23	83-73	W	27	52	.519	7	15	.467	22	28	.786	7	38	45	37.5	17	9	17	6	2	83	80.3
UNCW	12/30/23	106-90	W	33	63	.524	7	20	.350	33	43	.767	15	25	40	37.7	27	16	8	5	5	106	82.3
AUBURN	01/06/24	51-83	L	18	58	.310	7	24	.292	8	15	.533	7	25	32	37.3	11	8	13	4	4	51	80.1
at Georgia	01/10/24	66-76	L	24	60	.400	3	21	.143	15	22	.682	10	29	39	37.4	22	11	15	7	6	66	79.1
at Florida	01/13/24	68-90	L	23	61	.377	5	15	.333	17	25	.680	9	22	31	37.0	16	8	9	8	8	68	78.4
TEXAS A&M	01/16/24	78-77	W	20	51	.392	7	19	.368	31	40	.775	3	32	35	36.9	24	10	8	9	1	78	78.4
SOUTH CAROLINA	01/20/24	64-77	L	23	62	.371	5	18	.278	13	16	.813	8	19	27	36.3	17	9	5	3	4	64	77.6
at Ole Miss	01/24/24	51-77	L	17	51	.333	5	22	.227	12	18	.667	9	19	28	35.9	13	13	14	8	3	51	76.2
Arkansas		1448		485	1093	.444	120	372	.323	358	499	.717	168	514	682	35.9	370	219	224	125	98	1448	76.2
Opponents		1473		516	1208	.427	145	430	.337	296	419	.706	219	494	713	37.5	395	248	200	47	119	1473	77.5

Games played: 19

Points/game: 76.2

FG Pct: 44.4

3FG Pct: 32.3

FT Pct: 71.7

Rebounds/game: 35.9

Assists/game: 11.5

Turnovers/game: 11.8

Assist/turnover ratio: 1.0

Steals/game: 5.2

Blocks/game: 6.6

2023-24 OPPONENT GAME-BY-GAME STATISTICS

Opponent	Date	Score	W/L	• TOTAL •			• 3-PTRS •			• REBOUNDS •				PF	A	TO	Blk	Stl	Pts	Avg			
				FG	FGA	Pct	3FG	FGA	Pct	FT	FTA	Pct	Off								Def	Tot	Avg
ALCORN	11/06/23	93-59	W	20	51	.392	3	9	.333	16	26	.615	7	19	26	26.0	27	7	16	3	7	59	59.0
GARDNER-WEBB	11/10/23	86-68	W	25	72	.347	6	23	.261	12	21	.571	11	29	40	33.0	19	14	10	0	9	68	63.5
OLD DOMINION	11/13/23	86-77	W	31	71	.437	11	24	.458	4	5	.800	12	27	39	35.0	22	14	10	1	3	77	68.0
UNC GREENSBORO	11/17/23	72-78	L	26	54	.481	9	24	.375	17	23	.739	5	27	32	34.2	22	15	10	1	8	78	70.5
vs Stanford	11/22/23	77-74	Wot	26	65	.400	9	30	.300	13	24	.542	12	34	46	36.6	23	16	19	0	4	74	71.2
vs Memphis	11/23/23	79-84	L	26	53	.491	8	24	.333	24	30	.800	9	15	24	34.5	20	14	13	7	10	84	73.3
vs North Carolina	11/24/23	72-87	L	28	57	.491	6	14	.429	25	35	.714	13	25	38	35.0	24	11	10	0	3	87	75.3
DUKE	11/29/23	80-75	W	24	67	.358	6	22	.273	21	31	.677	11	23	34	34.9	24	10	8	3	7	75	75.2
FURMAN	12/04/23	97-83	W	28	73	.384	12	32	.375	15	20	.750	15	20	35	34.9	20	15	11	1	7	83	76.1
vs Oklahoma	12/09/23	70-79	L	25	49	.510	7	18	.389	22	28	.786	8	25	33	34.7	22	11	15	0	6	79	76.4
vs Lipscomb	12/16/23	69-66	W	26	67	.388	7	30	.233	7	9	.778	12	22	34	34.6	13	10	9	1	8	66	75.5
ABILENE CHRISTIAN	12/21/23	83-73	W	28	72	.389	4	16	.250	13	20	.650	11	23	34	34.6	21	15	8	1	10	73	75.2
UNCW	12/30/23	106-90	W	28	66	.424	10	28	.357	24	34	.706	15	20	35	34.6	29	13	8	2	3	90	76.4
AUBURN	01/06/24	51-83	L	34	70	.486	7	18	.389	8	11	.727	11	35	46	35.4	14	16	7	5	5	83	76.9
at Georgia	01/10/24	66-76	L	25	60	.417	9	27	.333	17	22	.773	9	31	40	35.7	21	13	13	5	7	76	76.8
at Florida	01/13/24	68-90	L	33	67	.493	9	25	.360	15	20	.750	15	33	48	36.5	15	12	12	7	8	90	77.6
TEXAS A&M	01/16/24	78-77	W	24	74	.324	6	29	.207	23	33	.697	19	28	47	37.1	26	5	2	3	5	77	77.6
SOUTH CAROLINA	01/20/24	64-77	L	28	54	.519	9	18	.500	12	17	.706	8	31	39	37.2	16	20	10	1	1	77	77.6
at Ole Miss	01/24/24	51-77	L	31	66	.470	7	19	.368	8	10	.800	16	27	43	37.5	17	17	9	6	8	77	77.5
Opponents		1473		516	1208	.427	145	430	.337	296	419	.706	219	494	713	37.5	395	248	200	47	119	1473	77.5
Arkansas		1448		485	1093	.444	120	372	.323	358	499	.717	168	514	682	35.9	370	219	224	125	98	1448	76.2

Games played: 19

Points/game: 77.5

FG Pct: 42.7

3FG Pct: 33.7

FT Pct: 70.6

Rebounds/game: 37.5

Assists/game: 13.1

Turnovers/game: 10.5

Assist/turnover ratio: 1.2

Steals/game: 6.3

Blocks/game: 2.5

2023-24 ARKANSAS RAZORBACKS GAME HIGHS AND LEADERS

Opponent	DATE	SCORE	RESULT	POINTS	REBOUNDS	ASSISTS	STEALS	BLOCKED SHOTS
ALCORN	11/06/23	93-59	W	21-Khalif Battle	8-Jalen Graham	5-Davonte Davis	2-Baye Fall Joseph Pinion	2-Baye Fall
GARDNER-WEBB	11/10/23	86-68	W	21-Khalif Battle	7-Trevon Brazile	3-EI Ellis	1-EI Ellis Davonte Davis Baye Fall Chandler Lawson	5-Trevon Brazile
OLD DOMINION	11/13/23	86-77	W	17-EI Ellis	10-Makhi Mitchell	8-EI Ellis	1-EI Ellis Davonte Davis Trevon Brazile	4-Trevon Brazile
UNC GREENSBORO	11/17/23	72-78	L	21-Tramon Mark	9-Trevon Brazile	3-Davonte Davis	3-Tramon Mark	2-Trevon Brazile Jeremiah Davenport
vs Stanford	11/22/23	77-74	WOT	25-Tramon Mark	17-Trevon Brazile	3-Davonte Davis	3-Layden Blocker	5-Chandler Lawson
vs Memphis	11/23/23	79-84	L	21-Khalif Battle	10-Trevon Brazile	3-EI Ellis	2-Trevon Brazile	2-Makhi Mitchell
vs North Carolina	11/24/23	72-87	L	34-Tramon Mark	5-Tramon Mark	2-Chandler Lawson	3-Layden Blocker	2-Trevon Brazile
DUKE	11/29/23	80-75	W	21-Khalif Battle	11-Trevon Brazile	6-EI Ellis	2-Layden Blocker	6-Chandler Lawson
FURMAN	12/04/23	97-83	W	25-Khalif Battle	10-Davonte Davis	8-Davonte Davis	2-Tramon Mark	3-Layden Blocker Chandler Lawson
vs Oklahoma	12/09/23	70-79	L	13-Khalif Battle	6-Makhi Mitchell	2-Makhi Mitchell Jalen Graham Tramon Mark	2-Makhi Mitchell Trevon Brazile	3-Makhi Mitchell
vs Lipscomb	12/16/23	69-66	W	17-Tramon Mark	6-Trevon Brazile	4-Layden Blocker	2-Jeremiah Davenport Layden Blocker	2-Jalen Graham
ABILENE CHRISTIAN	12/21/23	83-73	W	25-Tramon Mark	11-Tramon Mark	2-Tramon Mark Davonte Davis Keyon Menifield Jr.	1-Trevon Brazile Khalif Battle	2-Jalen Graham Chandler Lawson
UNCW	12/30/23	106-90	W	32-Keyon Menifield Jr.	8-Trevon Brazile	6-Davonte Davis	3-Davonte Davis	2-Makhi Mitchell
AUBURN	01/06/24	51-83	L	14-Keyon Menifield Jr.	7-Trevon Brazile	4-Keyon Menifield Jr.	2-Jalen Graham	3-Trevon Brazile
at Georgia	01/10/24	66-76	L	24-Tramon Mark	7-Tramon Mark	3-Khalif Battle Makhi Mitchell Tramon Mark	3-Tramon Mark	3-Makhi Mitchell Tramon Mark
at Florida	01/13/24	68-90	L	14-Layden Blocker	7-Trevon Brazile	3-Jeremiah Davenport	2-Trevon Brazile Tramon Mark Layden Blocker	3-Makhi Mitchell
TEXAS A&M	01/16/24	78-77	W	35-Tramon Mark	6-EI Ellis Davonte Davis	4-Chandler Lawson	1-Keyon Menifield Jr.	3-Tramon Mark
SOUTH CAROLINA	01/20/24	64-77	L	18-Tramon Mark	7-Chandler Lawson	2-EI Ellis	1-Tramon Mark Layden Blocker Trevon Brazile Davonte Davis	1-Trevon Brazile Chandler Lawson Jalen Graham
at Ole Miss	01/24/24	51-77	L	11-Khalif Battle	4-Khalif Battle Trevon Brazile	3-Layden Blocker	1-Chandler Lawson Keyon Menifield Jr. Trevon Brazile	3-Joseph Pinion

LED TEAM IN POINTS (including ties)	
Mark	8
Battle	7
Menifield	2
Ellis	1
Blocker	1

LED TEAM IN REBS (including ties)	
Brazile	1
Mitchell	2
Mark	2
Davis	2
Lawson	1
Graham	1
Ellis	1
Battle	1

LED TEAM IN ASSISTS (including ties)	
Davis	6
Ellis	5
Mark	3
Menifield	2
Mitchell	2
Lawson	2
Blocker	2
Graham	1
Battle	1
Davenport	1

LED TEAM IN STEALS (including ties)	
Brazile	7
Blocker	6
Mark	5
Davis	4
Fall	2
Ellis	2
Lawson	2
Menifield2 Davenport	1
Pinion	1
Mitchell	1
Battle	1
Graham	1

LED TEAM IN BLKS (including ties)	
Brazile	6
Mitchell	5
Lawson	5
Graham	3
Mark	2
Davenport	1
Fall	1
Blocker	1
Pinion	1

ARKANSAS RAZORBACKS

				0	1	2	3	4	5	6	7	8	10	11	12	15	21	24	45
Opponent	Date	Score	WL	Battle	Menifield	Brazile	Ellis	Davis	Pinion	Blocker	Harris	Lawson	Fall	Graham	Mark	Mitchell	Arbogast	Davenport	Blake
ALCORN	11/06/23	93-59	W	21-3-2	--	13-6-0	8-0-4	5-5-5	7-1-0	0-0-1	5-7-2	2-2-0	4-4-0	8-8-0	16-1-3	0-0-0	0-0-0	3-3-3	1-1-0
GW	11/10/23	86-68	W	21-4-1	--	10-7-0	13-6-3	4-5-2	5-0-0	DNP	0-0-1	5-3-0	0-4-0	4-3-0	14-3-2	5-5-2	0-0-0	5-3-0	0-0-0
ODU	11/13/23	86-77	W	13-2-1	--	11-4-2	17-3-8	16-5-2	DNP	0-0-0	DNP	2-2-0	DNP	2-0-0	7-6-1	15-10-1	DNP	3-1-0	DNP
UNCG	11/17/23	72-78	L	11-6-2	--	9-9-0	19-4-0	10-6-3	0-0-0	0-0-0	DNP	0-1-0	DNP	DNP-Inj	21-2-1	2-0-1	DNP	0-0-0	DNP
vs STAN	11/22/23	77-74	WOT	9-1-0	--	14-17-2	0-0-0	10-6-3	0-1-0	4-2-0	DNP	9-13-0	DNP	DNP-Inj	25-1-1	6-3-0	DNP	0-0-0	DNP
vs MEM	11/23/23	79-84	L	21-2-0	--	13-10-1	0-1-3	15-3-1	0-0-0	9-3-1	DNP	5-3-0	DNP	DNP-Inj	12-1-0	4-2-1	DNP	DNP-Inj	DNP
vs UNC	11/24/23	72-87	L	9-4-1	--	0-2-1	0-2-0	0-1-0	0-0-0	11-2-1	0-0-0	4-3-2	0-1-0	DNP-Inj	34-5-0	5-1-0	DNP	9-1-1	DNP
DUKE	11/29/23	80-75	W	21-5-5	--	19-11-0	9-3-6	3-3-2	DNP	9-3-1	DNP	7-8-1	0-1-0	0-0-0	DNP-Inj	6-3-1	DNP	6-0-1	DNP
FURMAN	12/04/23	97-83	W	25-1-1	--	13-4-0	3-3-2	7-10-8	DNP	9-5-5	DNP	19-3-1	DNP	2-3-0	7-3-2	8-2-1	DNP	4-0-1	DNP
vs OU	12/09/23	70-79	L	13-2-1	--	0-1-1	5-0-0	4-4-0	4-1-0	7-2-0	DNP	0-0-0	DNP	8-5-2	8-2-2	9-6-2	DNP	12-1-0	DNP
vs LIP	12/16/23	69-66	W	2-2-0	2-3-2	6-6-1	0-0-0	4-3-3	0-0-0	2-4-4	0-0-0	4-1-0	DNP	11-1-1	17-3-3	12-5-0	DNP	9-4-3	DNP
ACU	12/21/23	83-73	W	18-4-0	11-6-2	8-4-0	0-0-0	4-3-2	DNP	0-0-1	DNP	9-10-1	DNP	7-3-0	25-11-2	1-3-1	DNP	0-1-0	DNP
UNCW	12/30/23	106-90	W	2-1-1	32-4-5	12-8-1	4-2-0	14-6-6	0-0-0	3-2-1	0-0-0	3-5-1	DNP	16-6-0	18-2-1	0-1-0	0-0-0	2-1-0	DNP
AUB	01/06/24	51-83	L	4-2-0	14-3-4	11-7-0	0-1-0	2-1-1	0-2-0	0-0-0	0-0-0	3-0-0	1-0-0	4-6-0	10-5-2	2-3-1	DNP	DNP	DNP
at UGA	01/10/24	66-76	L	3-1-3	0-0-1	9-6-0	0-0-0	7-6-0	DNP	0-0-0	DNP	0-0-0	DNP	9-1-0	24-7-3	7-6-3	DNP	7-4-1	DNP
at UF	01/13/24	68-90	L	0-1-0	0-0-0	7-7-1	0-0-0	0-0-0	12-2-1	14-4-1	0-0-0	0-0-0	0-0-0	10-5-0	12-4-2	0-4-0	0-0-0	13-0-3	DNP
TA&M	01/16/24	78-77	W	DNP	3-1-2	8-5-0	15-6-2	7-6-1	DNP	0-0-0	DNP	2-5-4	DNP	0-0-0	35-5-0	0-0-1	DNP-Inj	8-1-0	DNP
USC	01/20/24	64-77	L	3-0-0	2-0-0	3-6-0	9-2-2	8-3-1	2-1-0	0-1-1	0-0-0	4-7-1	DNP	3-0-1	18-2-1	4-1-1	DNP-Inj	8-1-1	DNP
at OM	01/24/24	51-77	L	11-4-2	7-1-1	3-4-0	2-3-1	0-0-0	10-1-2	0-2-3	2-1-0	2-0-0	1-1-0	6-2-2	DNP-III	4-1-0	DNP-Inj	3-3-2	DNP

ARKANSAS RAZORBACKS

Date	Opponent		1st SUB(S)					Outcome	RECORD BY LINEUP:					RECORD BY STARTER						
Nov. 6	Alcorn	Ellis	Davis	Mark	Brazile	Lawson	Mitchell	W, 93-59	Ellis	Davis	Mark	Brazile	Lawson	4-2	Brazile	18	10-8			
Nov 10	GWU	Ellis	Davis	Mark	Brazile	Lawson	Battle/Mitchell	W, 86-68	Ellis	Davis	Mark	Davenport	Brazile	0-1	Davis	18	10-8			
Nov 13	ODU	Ellis	Davis	Mark	Brazile	Lawson	Mitchell/Battle	W, 86-77	Davis	Mark	Davenport	Brazile	Mitchell	1-0	Mark	14	6-8			
Nov 17	UNCG	Ellis	Davis	Mark	Brazile	Davenport	Battle	L, 72-78	Blocker	Davis	Mark	Brazile	Mitchell	0-2	Lawson	13	9-3			
Nov 22	Stanford	Davis	Mark	Davenport	Brazile	Mitchell	Lawson	2OT W, 77-74	Ellis	Davis	Davenport	Brazile	Lawson	3-0	Ellis	10	7-3			
Nov 23	Memphis	Blocker	Davis	Mark	Brazile	Mitchell	Battle/Ellis	L, 79-84	Davis	Pinion	Davenport	Brazile	Lawson	1-0	Davenport	7	5-2			
Nov 24	UNC	Blocker	Davis	Mark	Brazile	Mitchell	Ellis/Battle	L, 72-87	Menifield	Davis	Mark	Brazile	Lawson	1-0	Mitchell	5	1-4			
Nov 29	DUKE	Ellis	Davis	Davenport	Brazile	Lawson	Battle	W, 80-75	Menifield	Mark	Brazile	Graham	Lawson	0-1	Menifield	4	1-3			
Dec. 4	FURMAN	Ellis	Davis	Davenport	Brazile	Lawson	Battle	W, 97-83	Menifield	Davis	Mark	Brazile	Mitchell	0-1	Blocker	2	0-2			
Dec. 9	Oklahoma	Ellis	Davis	Mark	Brazile	Lawson	Battle	L, 70-79	Mark	Davis	Davenport	Brazile	Mitchell	0-1	Graham	1	0-1			
Dec. 16	Lipscomb	Davis	Pinion	Davenport	Brazile	Lawson	Mitchell/Mark	W, 69-66	Menifield	Davis	Battle	Harris	Lawson	0-1	Pinion	1	1-0			
Dec. 21	ACU	Ellis	Davis	Davenport	Brazile	Lawson	Mark	W, 83-73						Battle	1	0-1				
Dec. 30	UNCW	Menifield	Davis	Mark	Brazile	Lawson	Battle/Graham/ Pinion/Harris/Ellis	W, 106-90						Harris	1	0-1				
Jan 6	AUB	Menifield	Mark	Brazile	Graham	Lawson	Davis	L, 51-83										RECORD BY 1ST SUB (Including ties)		
Jan 10	@ UGA	Menifield	Davis	Mark	Brazile	Mitchell	Graham	L, 66-76										Battle	9	6-3
Jan 13	@ FLA	Mark	Davis	Davenport	Brazile	Mitchell	Graham	L, 68-90										Mitchell	5	5-0
Jan 16	TX A&M	Ellis	Davis	Mark	Brazile	Lawson	Menifield	W, 78-77										Graham	4	1-3
Jan. 20	S CAR	Ellis	Davis	Mark	Brazile	Lawson	Davenport/Graham	L, 64-77										Ellis	3	1-2
Jan. 24	@ OM	Menifield	Davis	Battle	Harris	Lawson	Mitchell	L, 51-77										Mark	2	2-0
																		Lawson	1	1-0
																		Pinion	1	1-0
																		Harris	1	1-0
																		Davis	1	0-1
																		Menifield	1	1-0
																		Davenport	1	0-1

ARKANSAS RAZORBACKS

2023-24 SPECIALTY STATS (ARKANSAS/OPPONENT)

Opponent	Pts Off TO	Pts In Paint	2nd Chance	Fast Break	Bench	Lead Chng	Ties	Ark Largest Lead			Best Ark Run	Opp Largest Lead			Best Opp Run	Ark Led	Opp Led	Gm Tied
ALCORN	22 / 11	32 / 30	8 / 8	18 / 13	49 / 17	0	0	37	0:50	2nd	9-0	--	--	--	6-0	39:41	--	0:19
GARDNER-WEBB	11 / 15	36 / 36	7 / 14	16 / 8	40 / 19	7	6	26	4:30	2nd	9-0	8	16:25	1st	8-0	27:24	9:55	2:41
OLD DOMINION	18 / 5	44 / 32	15 / 16	9 / 21	33 / 40	1	1	14	5:06	2nd	10-0	3	17:35	1st	8-0	36:01	2:31	1:28
UNC GREENSBORO	8 / 16	30 / 32	7 / 7	14 / 6	13 / 27	1	2	2	19:42	1st	6-0	15	18:11	2nd	7-0	1:26	35:35	2:59
vs Stanford	12 / 10	32 / 30	21 / 7	4 / 7	22 / 14	10	11	4	3:45	OT1	8-0	9	15:25	2nd	8-0	14:29	26:32	9:22
vs Memphis	10 / 27	20 / 32	14 / 14	4 / 15	26 / 22	14	9	5	5:20	1st	6-0	10	4:54	2nd	7-0	5:31	30:00	3:29
vs North Carolina	11 / 17	36 / 24	7 / 10	17 / 15	22 / 23	7	7	3	0:565	1st	8-0	15	1:26	2nd	9-0	4:09	33:44	2:07
DUKE	11 / 12	28 / 36	5 / 14	11 / 24	36 / 9	16	8	14	8:55	2nd	7-0	3	9:21	1st	6-0	25:20	7:42	6:58
FURMAN	15 / 10	52 / 30	6 / 12	23 / 16	51 / 24	6	2	20	9:18	2nd	12-0	3	17:42	1st	6-0	36:11	2:26	1:23
vs Oklahoma	16 / 13	26 / 36	8 / 13	13 / 4	53 / 27	6	7	4	14:20	1st	8-0	19	15:20	2nd	12-0	3:55	29:42	6:23
vs Lipscomb	12 / 6	36 / 32	6 / 13	14 / 6	46 / 14	1	1	20	11:59	2nd	9-0	4	18:27	1st	17-0	37:09	1:44	1:07
ACU	7 / 16	38 / 40	9 / 19	7 / 15	62 / 23	6	5	13	2:22	2nd	10-0	9	19:45	2nd	10-0	25:52	9:53	4:15
UNCW	9 / 9	30 / 50	21 / 25	23 / 23	27 / 47	8	8	19	6:22	2nd	7-0	6	9:22	1st	7-0	30:26	4:29	5:05
AUBURN	6 / 10	18 / 48	4 / 13	7 / 17	9 / 46	6	6	6	14:44	1st	8-0	32	0:26	2nd	10-0	5:48	30:30	3:25
at Georgia	10 / 25	34 / 26	10 / 9	6 / 11	19 / 40	0	0	--	--	--	6-0	13	4:57	1st	12-0	--	39:02	0:58
at Florida	13 / 6	28 / 38	8 / 17	14 / 14	36 / 29	4	1	2	18:10	1st	7-0	25	1:03	2nd	13-0	1:37	37:08	1:15
TEXAS A&M	1 / 12	22 / 28	9 / 25	4 / 16	11 / 20	2	1	20	8:01	1st	9-0	1	0:07	2nd	7-0	38:07	0:06	1:48
SOUTH CAROLINA	8 / 4	32 / 38	14 / 5	8 / 7	22 / 17	0	0	--	--	--	6-0	19	10:03	2nd	8-0	--	39:19	0:41
at Ole Miss	4 / 22	20 / 38	11 / 17	2 / 12	29 / 15	0	0	--	--	--	5-0	29	2:05	2nd	10-0	--	39:39	0:21

BOLD INDICATES
SEASON HIGHS

BLACK BOX INDICATES
LARGEST UA LEAD
IN A LOSS

RED BOX INDICATES
LARGEST UA DEFICIT
IN A WIN

LAST TIME AN ARKANSAS PLAYER...

• SCORING •

Scored 30 Points: 35 Tramon Mark vs Texas A&M (01/16/24)

Scored 40 Points: 40 Mason Jones vs Auburn (02/04/20)

Scored 50 Points: 51 Rotnei Clarke vs. Alcorn State (11/13/09)

RECORD: 51 Rotnei Clarke vs. Alcorn State (11/13/09)

• FIELD GOALS MADE •

Made 15 Field Goals: 15 (15-21) Rotnei Clarke vs. Alcorn State (11/13/09)

Made 20 Field Goals: 20 (2-30) Dean Tolson vs. Texas A&M (03/02/74)

RECORD: 20 (20-30) Dean Tolson vs. Texas A&M (03/02/74)

• FIELD GOALS ATTEMPTED •

Attempted 20 Field Goals: 23 (9-23) Nick Smith Jr., at Alabama (02/25/23)

Attempted 25 Field Goals: 26 (11-26) JD Notae vs Mercer (11/09/21)

RECORD: 30 (20-30) Dean Tolson vs. Texas A&M (03/02/74)

• FIELD GOAL PERCENTAGE •

Shot 100% FG (Min. 8 att): 100% Moses Kingsley (8-8) at Missouri (01/12/16)

RECORD (min 10 att): 100% Darryl Saulsberry (10-10) (01/14/75)

• 3-POINTERS MADE •

Made 7 3-pointers: 8 (8-11) Mason Jones at Texas A&M (03/07/20)

Made 10 3-pointers: 10 (10-13) by Isaiah Joe vs. FIU (12/01/18)

Made 11-Plus 3-pointers: 13 (13-17) by Rotnei Clarke vs. Alcorn State (11/13/09)

RECORD: 13 (13-17) by Rotnei Clarke vs. Alcorn State (11/13/09) (SEC record)

• 3-POINTERS ATTEMPTED •

Attempted 15 3-Pointers: 15 (6-15) Isaiah Joe at Texas A&M (03/07/20)

Attempted 20 3-Pointers: 24 (10-24) Pat Bradley vs. North Texas (12/30/98)

RECORD: 24 (10-24) Pat Bradley vs. North Texas (12/30/98) (SEC record)

• FREE THROWS MADE •

Made 10 Free Throws: 10 (10-10) Tramon Mark at Georgia (01/10/24)

Made 15 Free Throws: 17 (17-22) Tramon Mark vs Texas A&M (01/16/24)

Made 20 Plus Free Throws: 22 (22-24) Martin Terry vs. Texas A&M (01/22/72)

RECORD: 22 (22-24) by Martin Terry vs. Texas A&M (01/22/72)

• FREE THROWS ATTEMPTED •

Attempted 15 Free Throws: 17 (13-17) Keyon Menifield Jr. vs UNCW (12/30/23)

Attempted 20 Free Throws: 22 (17-22) Tramon Mark vs Texas A&M (01/16/24)

Attempted 24 Plus Free Throws: 24 (22-24) Martin Terry vs. Texas A&M (01/22/72)

RECORD: 24 (22-24) Martin Terry vs. Texas A&M (01/22/72)

• FREE THROW PERCENTAGE •

Shot 100% FT (min 10 att): Tramon Mark (10-10) at Georgia (01/10/24)

RECORD (min. 11 att): 9x - Best: Tommy Boyer (18-18) in 1963

• REBOUNDS •

Grabbed 15-19 Rebounds: 17 Trevon Brazile vs Stanford (11/22/23)

Grabbed 20-Plus Rebounds: 23 Nick Davis vs. Jackson State (11/21/97)

RECORD: 23 by Nick Davis vs. Jackson State (11/21/97)

• Grabbed 10 Offensive Rebounds: 111 Justin Smith vs Oral Roberts (03/27/21)

• Grabbed 10 Defensive Rebounds: 14 Khi Mitchell & Devo Davis vs UNCG (12/06/22)

• ASSISTS •

Had 10 Assists: 10 by Jalen Tate vs Georgia (01/09/21)

Had 15 Assists: 15 by Dontell Jefferson vs. Portland State (11/18/05)

RECORD: 15 by Dontell Jefferson vs. Portland State (11/18/05)

• STEALS •

Had 5 Steals: 5 Anthony Black vs UConn (03/23/23)

Had 6-7 Steals: 6 Jaylin Williams vs Texas A&M (01/22/22)

Had 8-9 Steals: 8 JD Notae vs New Mexico State (03/19/22)

RECORD: 9 by Robert Shepard at Arizona (12/06/92)

• BLOCKED SHOTS •

Had 5 Blocks: 5 Chandler Lawson vs Stanford (11/22/23)

Had 6-9 Blocks: 7 Makhel Mitchell vs Texas A&M (01/31/23)

Had 10 Blocks: 10 Steven Hill vs. Texas State (12/06/05)

RECORD: 10 Steven Hill vs. Texas St. (12/06/05) & Oliver Miller vs. Texas (02/04/90)

• TURNOVERS •

Committed 5-9 Turnovers: 6 Anthony Black at Tennessee (02/28/23)

Committed 10 Plus Turnovers: 10 Courtney Fortson at South Carolina (02/21/09)

• MINUTES PLAYED •

40 Minutes (Regulation): 40:00 Ricky Council IV vs Kansas (03/18/23)

40+ Min w/OT: 3 vs Stanford (11/22/23) – Brazile (45:52) - Davis (45:14) - Mark (41:08)

45+ Minutes: 2 vs Stanford (11/22/23) – Brazile (45:52) - Davis (45:14)

• MISCELLANEOUS •

2 Players Scored 20+ Pts In Same Game: Davonte Davis (25) & Ricky Council IV (21) vs Kansas (03/18/23)

3 Players Scored 20+ Pts in Same Game: at Alabama (02/25/23)
Nick Smith Jr. (24), Davonte Davis (21) and Ricky Council IV (20)

2 Players Scored 20+ Pts In Back-To-Back Gms: Nick Smith Jr. (26/24) & Ricky Council IV (22/20) vs Georgia (02/21/23) and at Alabama (02/25/23)

2 Players Scored 20+ Pts In 3 Straight: Mason Jones (41/20/21) & Isaiah Joe (20/21/24) vs Tulsa (12/14/19), Valpo (12/21/19) and Indiana (12/29/19)

8 Players Scored in Double Digits: Mississippi Valley State (11/25/20)
Connor Vanover (25), Desi Sills (19), Moses Moody (16), Vance Jackson (15)
Khalen Robinson (15), Justin Smith (13), JD Notae (13), Jalen Tate (12)

Scored 20 or More Points in Five-Plus Consecutive Games: (5) by Mason Jones

37, 26, 36, 30, 22 (02/26/20 to 03/11/20)

Scored 20 or More Points in 10-Plus Consecutive Games: (11) by Todd Day

20, 23, 26, 26, 22, 31, 23, 21, 27, 21, 20 (12/01/90 to 01/12/91)

Scored 30 or More Points in 3 Straight Games: Mason Jones (only Razorback)

34 vs. S. Carolina (01/29/20), 30 at Alabama (02/01/20), 40 vs Auburn (02/04/20)

Most Points in Back-To-Back Games: 82 by Martin Terry

35 at TCU (02/20/73) and 47 vs. SMU (02/24/73)

Consecutive Free Throws Made: 48 by Ricky Medlock (20 gms; 12/21/74 to 03/04/75)

Double-Double: Pts/Rebs: Tramon Mark (25 & 11) vs Abilene Christian (12/21/23)

Double-Double: Pts/Assists: Jalen Tate (15 & 10) vs Georgia (01/09/21)

Two Players with Double-Double in Same Game: vs UNC Greensboro (12/06/22)

Khi Mitchell (13 pts & 14 rebs) and Devo Davis (10 pts & 10 rebs)

5 Straight Double-Doubles: (7) Jaylin Williams 13 & 11 vs AUB; 22 & 10 at BAMA;

13 & 11 at MIZ; 13 & 16 vs TENN; 15 & 10 at FLA; 16 & 12 vs UK; 19 & 10 vs LSU

3+ Straight Double-Doubles in SEC: (5) Jaylin Williams (AUB/@Bama/@MIZ/TEN/@FLA/UK/LSU)

Most Consecutive Double-Doubles: 9 by Dean Tolson (1973-74) and 6 by Derek Hood (1998-99)

Three Players with Double-Double in Same Game: vs Alabama (01/16/10) – Marshawn Powell

18 pts, 10 rebs), Mike Washington (17 pts, 13 rebs) and Courtney Fortson (12 pts, 10 assists)

Had 5-Plus Assists in 5-Plus Consecutive Games: (6) by Jalen Harris

11, 6, 10, 12, 7, 10 (11/21/81 thru 12/15/18)

Had 10 or More Assists in Back-to-Back Games: Jalen Harris

10 vs. FIU (12/01/18) and 12 at Colorado State (12/05/18)

Three-Plus Players with 5-Plus Assists in a Game: vs. Montana State (11/21/18)

Jalen Harris (11), Isaiah Joe (5) and Desi Sills (5)

Had 5 or More Steals in Back-to-Back Games: Ronnie Brewer

5 vs. Western Illinois (01/01/06) and 5 vs. Mississippi State (01/07/06)

LAST TIME AN OPPONENT PLAYER...

• SCORING •

Scored 30 Points: 30 RJ Davis vs North Carolina (11/24/23)

Scored 40 Points: 41 Wade Taylor IV vs Texas A&M (01/16/24)

Scored 50 Points: 56 Oscar Robertson vs. Cincinnati (03/15/58) **(most on record)**

• FIELD GOALS MADE •

Made 15 Field Goals: 17 (17-24) Jodie Meeks vs. Kentucky (02/14/09)

Made 20 Field Goals: 21 Oscar Robertson vs. Cincinnati (03/15/58) **(most on record)**

• FIELD GOALS ATTEMPTED •

Att 30 Field Goals: 32 (13-32) Wade Taylor IV vs Texas A&M (01/16/24) (record)

Attempted 35 Field Goals: 36 Oscar Robertson vs. Cincinnati (03/15/58) **(most on record)**

• FIELD GOAL PERCENTAGE •

Shot 100% FG (Min. 7 att): Adam Wing (8-8) vs. Evansville (12/08/15)

• 3-POINTERS MADE •

Made 7 3-pointers: 7 (7-15) Tyler Hall vs. Montana State (11/21/18)

Made 10 3-pointers: 10 (10-19) Lance Weems at Auburn (01/06/96)

• 3-POINTERS ATTEMPTED •

Attempted 15 3-pointers: 15 (7-15) Tyler Hall vs. Montana State (11/21/18)

Attempted 20 3-pointers: 22 (5-22) Jeff Fryer vs. Loyola Marymount (03/16/89)

• FREE THROWS MADE •

Made 10 Free Throws: 10 (10-13) Wade Taylor IV vs Texas A&M (01/16/24)

Made 15 Free Throws: 15 (15-17) Keyontae Johnson at Florida (02/18/20)

• FREE THROWS ATTEMPTED •

Attempted 15 Free Throws: 15 (9-15) Trazarien Whittevs UNCW (12/30/23)

Attempted 20 Free Throws: 24 (18-24) Frank Williams vs. Illinois (12/08/01)

• FREE THROW PERCENTAGE •

Shot 100% FT (min 10 att): 10-10 JP Pegues vs Furman (12/04/23)

• REBOUNDS •

Grabbed 15-19 Rebounds: 15 Henry Coleman III vs Texas A&M (01/31/23)

Grabbed 20 Rebounds: 20 Antonio McDyeess vs. Alabama (03/11/95)

• Grabbed 10 Offensive Rebounds: 11 Tyler Davis at Texas A&M (01/30/18)

• Grabbed 10 Defensive Rebounds: 10 Oscar Tshiebwe vs Kentucky (02/26/22)

• ASSISTS •

Had 10 Assists: 11 Tremont Waters vs. LSU (01/12/19)

Had 13 Assists: 13 Chuck Evans at Mississippi State (01/27/93) **(most on record)**

• STEALS •

Had 5 Steals: 6 Alpha Diallo at Providence (03/19/19)

Had 8 Steals: 8 Terry Conerway vs. Texas State (12/21/02)

• BLOCKED SHOTS •

Had 6-9 Blocks: 6 Johni Broome at Auburn (01/07/23)
Had 10 Plus Blocks: 10 P.J. Roberson vs. Grambling State (11/26/11)

• TURNOVERS •

Committed 7-9 Turnovers: 7 Wendell Green Jr vs Auburn (02/08/22)
Committed 10 Plus Turnovers: 12 Devin Gibson vs. UTSA (12/12/07)

LAST TIME ARKANSAS HIGHS...

• SCORING •

Scored 100-119 Points: 106 UNCW (12/30/23)
Scored 120-Plus Points: 142 vs. Mississippi Valley State (11/25/20)
Scored 50 Points in 1st Half: 53 at Georgia (02/02/22)
Scored 50 Points in 2nd Half: 58 vs UNCW (12/30/23)
Scored 60 or More Points in a Half: 61 (1st) vs. Miss Valley State (11/25/20)
Scored 70 or More Points in a Half: 71 (1st) vs. Alcorn (11/13/09)
Scored 80 or More Points in a Half: 81 (2nd) vs. Miss Valley State (11/25/20)
Most Points in a Half: 88 (2nd) vs. U.S. International (12/09/89)

• FIELD GOALS MADE •

Made 40 Field Goals: 40 (40-71) at Georgia (02/02/22)
Made 50 Field Goals: 57 (57-99) vs. Troy (12/10/96)
RECORD: 68 (68-101) vs. U.S. International (12/09/89)

• FIELD GOALS ATTEMPTED •

Attempted 80 Field Goals: 86 (48-86) vs Miss Valley State (11/25/20)
Attempted 90 Field Goals: 99 (57-99) vs. Troy (12/10/96)
Attempted 100 Field Goals: 101 (68-101) vs. US International (12/09/89)
RECORD: 101 (68-101) vs. U.S. International (12/09/89)

• FIELD GOAL PERCENTAGE •

Shot 60% FG: 60.7 (37-61) vs Furman (12/04/23)
Shot 70% or Better FG: 72.7 (32-44) vs. Alabama State (12/21/83)
RECORD: 79.4 (27-34) vs. Texas Tech (1979)

• 3-POINTERS MADE •

Made 15 3-pointers: 15 (15-28) at Georgia (02/02/22)
Made 20 3-pointers: 20 (20-40) vs Miss Valley State (11/25/20)
RECORD: 21 (21-37) vs. Troy (12/10/96)

• 3-POINTERS ATTEMPTED •

Attempted 30 3-pointers: 33 (15-33) at South Carolina (02/03/21)
Attempted 40 3-pointers: 40 (20-40) vs Miss Valley State (11/25/20)
RECORD: 54 (19-54) vs. North Texas (12/30/98)

• 3-POINT PERCENTAGE •

Shot 50% 3PT FG (min. 15 att): 55.0 (11-22) vs Georgia (02/21/23)
Shot 60% or Better 3PT FG (min. 15 att): 61.1 (11-18) at Vanderbilt (03/06/19)
RECORD (min. 15 att): 66.7 (16-24) vs. Mississippi State (01/09/16)

• FREE THROWS MADE •

Made 20 Free Throws: 26 (26-33) vs Stanford (11/22/23)
Made 30 Free Throws: 31 (31-40) vs Texas A&M (01/16/24)
Made 40 Free Throws: 41 (41-49) at Kentucky (01/25/92)
RECORD: 48 (48-53) vs. Ole Miss (01/17/04)

• FREE THROW ATTEMPTS •

Attempted 40 Free Throws: 40 (31-40) vs Texas A&M (01/16/24)
Attempted 50 Free Throws: 54 (36-54) vs LSU (03/04/20)
Attempted 60 Free Throws: 65 vs. TCU (1955)
RECORD: 65 vs. TCU (1955)

• FREE THROW PERCENTAGE •

Shot 80% FT (min. 10 att): 80.8 (21-26) vs Kansas (03/18/23)
Shot 90% or Better FT (min. 10 att): 94.4 (17-18) vs. Oklahoma (12/11/21)
RECORD (min 10 att): 100 3x - Best 16-16 at Kentucky (02/27/14)

• REBOUNDS •

Grabbed 40 Rebounds: 40 vs UNCW (12/30/23)
Grabbed 50 Rebounds: 52 vs Stanford (11/22/23)
Grabbed 55-Plus Rebounds: 58 vs Oral Roberts (12/20/20)
RECORD: 77 vs. Jackson State (01/22/02)

• ASSISTS •

Had 25 Assists: 26 vs Georgia (02/21/23)
Had 30 Assists: 32 vs. Jackson State (11/22/96)
Had 40 Assists: 40 vs. Troy (12/10/96)
RECORD: 47 vs. U.S. International (12/09/89)

• STEALS •

Had 15 Steals: 16 vs Bradley (12/17/22)
Had 20 Steals: 24 vs. Maryland-Eastern Shore (01/02/01)
Had 25 Steals: 26 vs. Louisiana-Monroe (11/25/00)
RECORD: 26 vs. Louisiana-Monroe (11/25/00)

• BLOCKED SHOTS •

Had 10 Blocks: 10 vs Furman (12/04/23)
Had 13 Blocks: 13 vs Texas A&M (01/31/23)
Had 15 Blocks: 15 vs Gardner-Webb (11/10/23)
RECORD: 18 vs. Missouri (12/05/95)

• MOST TURNOVERS •

Had 25 Turnovers: 25 at South Carolina (02/21/09)
Had 30 Turnovers: 32 vs. Providence (11/16/07)
RECORD: 32 vs. Providence (11/16/07)

• FOULS •

Committed 25 Fouls: 28 vs Missouri (01/02/21)
Committed 30 Fouls: 33 at Missouri (01/18/23)
RECORD: 38 vs. Missouri (12/04/61)

LAST TIME ARKANSAS LOWS...

• SCORING •

Held to 40-45 Points: 43 at Florida (01/22/11)
Held to 46-49 Points: 46 at Mississippi State (02/09/16)
Held to 50-55 Points: 51 at Ole Miss (01/24/24)
Held to 56-59 Points: 57 at Tennessee (02/28/23)
Held to 19 Points or Less in a Half: 19 (1st half) at LSU (12/28/22)

• FIELD GOALS •

Held to Below 20 Field Goals Made: 17 (17-51) at Ole Miss (01/24/24)

• FIELD GOAL PERCENTAGE •

Held to 20-29% FG: 27.5 (14-51) vs New Mexico State (03/19/22)
Held to 30-35% FG: .333 (17-51) at Ole Miss (01/24/24)

• 3-POINTERS •

Did not Make a 3-pointer: 0 (0-1) vs South Carolina (01/18/22)
Held to 1-2 3-PT FG Made: 2 (2-16) at Auburn (01/07/23)
Attempted Single-Digit 3-pointers: 9 (4-9) at Kentucky (02/07/23)

• 3-POINT PERCENTAGE •

Shot 10% or Worse 3PT FG: 0.0 (0-11) vs South Carolina (01/18/22)
Shot 11-19% 3PT FG: 19.0 (2-16) at Auburn (01/07/23)

• FREE THROWS •

Made 5 or Less Free Throws: 4 (4-8) vs Lipscomb (12/16/23)
Attempted Single Digit Free Throws: 7 (4-7) at Georgia (02/02/22)

• FREE THROW PERCENTAGE •

Shot 40-49% FT: 47.1 (8-17) vs Southern (12/09/20)
Shot Below 40% FT: 26.7 (4-15) at Texas A&M (01/09/13)

• REBOUNDING •

Had 19 or Fewer Rebounds: 19 at Missouri (03/05/13)
Had 20-25 Rebounds: 25 vs Oklahoma (12/10/22)

• ASSISTS •

Held to 6 Assists or less: 6 vs Stanford (11/22/23)

• STEALS •

Had 0 Steals: vs Texas Tech (03/21/21) **(only time on record)**
Had 1 Steal: 1 vs Texas A&M (01/16/24)
Had 2-3 Steals: 3 at Vanderbilt (01/14/23)

• BLOCKED SHOTS •

Had No Blocked Shots: 0 vs Missouri (1/23/19)

• FEWEST TURNOVERS •

Had 1-4 Turnovers: 4 vs Old Dominion (11/13/23)
Had 5 Turnovers: 5 vs South Carolina 013/20/24)

• FOULS •

Had Single Digit Fouls: 6 vs Mercer (11/09/21)

ARKANSAS IN OVERTIME...

Overall Record	70-59
• Single OT Only	61-66
• 2OT Only	9-2
• 3OT Only	0-1

LAST TIME:

Played in a Single OT game:	11/23/22 vs San Diego State	W, 78-74 (OT)
Played in a 2OT game:	11/22/23 vs Stanford	W, 77-74 (2 OT)
Played in a 3OT game:	02/09/80 vs Houston	L, 90-84 (3 OT)

LAST TIME AN OPPONENT HIGHS...

• SCORING •
Scored 100 Points: 106 at Tennessee (01/15/19) Scored 110 Points: 117 at Ole Miss (12/10/73) Scored 50 Points in 1st Half: 55 at Tennessee (01/15/19) Scored 50 Points in 2nd Half: 58 at Alabama (02/25/23) Scored 60 or More Points in a Half: 63 (2nd half) at Vanderbilt (01/14/23)
• FIELD GOALS MADE •
Made 30 Field Goals: 31 (31-66) at Ole Miss (01/24/24) Made 40 Field Goals: 40 (40-68) by Texas (01/05/10) Made 45 Field Goals: 45 (45-80) vs. Pittsburgh (12/29/86)
• FIELD GOALS ATTEMPTED •
Attempted 70 Field Goals: 74 (24-74) vs Texas A&M (01/16/24) Attempted 80 Field Goals: 80 (30-80) by Auburn (02/08/22)
• FIELD GOAL PERCENTAGE •
Shot 60% FG: 61.1 (15-23) vs. Auburn (02/17/16) Shot 65% FG: 67.7 (4-65) vs. North Carolina (03/23/08) Shot 69% FG: 69.8 (37-53) at Auburn (01/14/95)
• 3-POINTERS MADE •
Made 15 3-pointers: 15 (15-36) at Alabama (01/16/21) Made 17 3-pointers: 17 (17-37) vs UNI (11/17/21) - TIES RECORD BY OPP (3x)
• 3-POINTERS ATTEMPTED •
Attempted 30 3-pointers: 30 (7-30) vs Lipscomb (12/16/23) Attempted 35 3-pointers: 37 (17-7) vs UNI (11/17/21)
• 3-POINT PERCENTAGE •
Shot 50% 3PT FG (min 15 att): 50.0 (9-18) vs South Carolina (01/20/24) Shot 60% or Better 3PT FG (min 15 att): 66.7 (12-18) at Tennessee (03/05/22)
• FREE THROWS •
Made 20 Free Throws: 23 (23-33) vs Texas A&M (01/16/24) Made 30 Free Throws: 30 (30-40) at Missouri (01/18/23) Made 40 Free Throws: 40 (40-50) vs. UMass (11/25/94)
• FREE THROW ATTEMPTS •
Attempted 35 Free Throws: 36 (29-36) at Vanderbilt (01/14/23) Attempted 40 Free Throws: 40 (30-40) at Missouri (01/18/23) Attempted 50 Free Throws: 50 (39-50) vs. South Carolina (03/11/04)
• FREE THROW PERCENTAGE •
Shot 80% FT (min. 10 att): .833 (25-30) at Alabama (02/25/23) Shot 90% or Better FT (min. 10 att): .950 (19-20) vs Texas A&M (01/22/22) Shot 100% (min. 10 att): 1.000 (14-14) vs Florida (02/16/21)
• REBOUNDING •
Grabbed 45 Rebounds: 47 vs Texas A&M (01/16/24) Grabbed 50 Rebounds: 51 vs Missouri (01/02/21) Grabbed 55-Plus Rebounds: 60 vs Auburn (02/08/22) • Grabbed 20 Offensive Rebounds: 24 vs Texas A&M (01/31/23)
• ASSISTS •
Had 25 Assists: 25 vs. Louisville (11/17/09) Had 30 Assists: 30 at UAB (01/27/90)
• STEALS •
Had 15 Steals: 15 at LSU (02/24/10) Had 18 Steals: 18 vs. Alcorn State (12/02/95)
• BLOCKED SHOTS •
Had 10 Blocks: 10 at Tennessee (01/22/14) Had 13 Blocks: 13 at Mississippi State (01/14/10)
• MOST TURNOVERS •
Had 20 Turnovers: 22 vs Colgate (03/19/21) Had 25 Turnovers: 27 vs Bradley (12/17/22) Had 30 Turnovers: 30 vs. Fordham (11/11/22) MOST ON RECORD: 42 vs. Grambling (12/31/00) and Bethune-Cookman (12/02/97)
• FOULS •
Committed 30-plus Fouls: 32 vs Alabama (02/24/21) RECORD: 36 vs. Centenary (12/04/82)

LAST TIME AN OPPONENT LOWS

• SCORING •
Held to 30-39 Points: 33 vs. Vanderbilt (01/12/13) Held to 40-45 Points: 40 vs LSU (01/24/23) Held to 46-49 Points: 48 vs Fordham (11/11/22) Held to 50-55 Points: 50 vs Lipscomb (12/05/20) Held to 56-59 Points: 5x LAST 58 vs UNC Greensboro (12/06/22) Held Below 20 Points in 1st Half: 14 vs LSU (01/24/23) Held Below 20 Points in 2nd Half: 18 vs Savannah State (12/12/13) No Opponent Player Scored in Double-Digits: vs LSU (01/24/23)
• FIELD GOAL PERCENTAGE •
Held to 21% or Worse FG: .2097 (13-62) vs. Jackson State (11/22/02) Held to 20-29% FG: .259 (14-54) vs LSU (01/24/23) Held to 30-35% FG: .324 (24-74) vs Texas A&M (01/16/24)
• 3-POINTERS •
Did not Make a 3-pointer: 0 (0-10) by Mississippi State (02/07/15) Held to 1 3-PT FG Made: 1 (1-10) vs Texas A&M (03/10/23) Held to 2-3 3-PT FG Made: 2 (2-18) vs San Diego State (11/23/22)
• 3-POINT PERCENTAGE •
Shot 10% or Worse 3PT FG: 10.0 (1-10) vs Texas A&M (03/10/22) Shot 11-16% 3PT FG: 11.1 (1-9) vs LSU (01/24/23) Shot 17-19% 3PT FG: 19.0 (4-21) vs Florida (02/18/23)
• FREE THROWS •
Made 1-5 Free Throws: 4 (4-5) vs Old Dominion (11/13/23) Made 6-9 Free Throws: 6 (6-12) at LSU (12/28/22)
• FREE THROW ATTEMPTS •
Attempted Single Digit Free Throws: 9 (7-9) vs Lipscomb (12/16/23)
• FREE THROW PERCENTAGE •
Shot Below 40% FT: 38.1 (8-21) vs. Texas State (12/22/18) Shot 40-49% FT: 46.2 (5-13) vs Ole Miss (01/21/23)
• REBOUNDING •
Had 19 or Fewer Rebounds: 19 vs Auburn (03/09/23) Had 20-25 Rebounds: 25 vs Florida (02/18/23)
• ASSISTS •
Held 5 Assists or Fewer: 5 vs Texas A&M (01/16/24)
• STEALS •
Had No Steals: 0 vs Vanderbilt (01/15/20) Had 1 Steal: 1 vs South Carolina (01/20/24) Had 2 Steals: 2 vs UNCW (12/30/23)
• BLOCKED SHOTS •
Had No Blocked Shots: 0 vs Fordham (11/11/22)
• FEWEST TURNOVERS •
Had 0-2 Turnovers: 2 vs Texas A&M (01/16/24) Had 3-5 Turnovers: 5 at Tennessee (01/06/21)
• FOULS •
Had Single Digit Fouls: 8 at Michigan (12/08/12) Committed 10-14 Fouls: 14 vs UNI (11/17/21)

GAME 1



59

Alcorn State

22 37

59 93



Nov. 6, 2023 • Fayetteville, Ark. • Bud Walton Arena

Alcorn 59 • 0-1

#	Player		Total		3-Ptr		Rebounds			PF	TP	A	TO	Blk	Stl	Min
			FG-FGA	FG-FGA	FT-FTA	Off	Def	Tot								
00	Stephen Byard	f	1-4	0-0	0-1	0	1	1	1	2	1	0	0	1	1	16
11	Rodrique Massenat	f	2-5	0-0	0-2	1	0	1	1	4	1	1	1	3	19	
07	Alex Tsynkevich	c	3-3	0-0	1-2	1	0	1	4	7	0	1	0	0	18	
02	Byron Joshua	g	3-11	1-3	5-6	0	1	1	4	12	2	4	0	0	23	
10	Jeremiah Gambrell	g	6-8	2-3	3-5	0	2	2	0	17	0	1	0	1	28	
01	Mike Pajaud		1-3	0-0	3-4	3	4	7	3	5	0	2	0	1	18	
03	Jalen Hawkins		3-8	0-2	1-1	0	2	2	1	7	2	3	0	0	23	
04	Roderick Jones		1-4	0-1	0-1	0	3	3	4	2	0	0	0	0	13	
05	Willie Anderson		0-2	0-0	0-0	0	1	1	4	0	0	2	0	0	10	
09	Jalyke Gaines-Wyatt		0-3	0-0	3-4	0	0	0	2	3	0	1	0	0	10	
14	Cameron Butler		0-0	0-0	0-0	0	2	2	0	0	0	0	0	0	6	
20	Trevon Stoutermire		0-0	0-0	0-0	1	2	3	3	0	1	1	2	1	16	
Team						1	1	2								
Totals			20-51	3-9	16-26	7	19	26	27	59	7	16	3	7	200	
FG % 1st Half:		10-27	37.0%	2nd half:	10-24	41.7%	Game:	20-51	39.2%	Deadball Rebounds						
3FG % 1st Half:		1-4	25.0%	2nd half:	2-5	40.0%	Game:	3-9	33.3%	4						
FT % 1st Half:		1-3	33.3%	2nd half:	15-23	65.2%	Game:	16-26	61.5%							

Arkansas 93 • 1-0

#	Player		Total		3-Ptr		Rebounds			PF	TP	A	TO	Blk	Stl	Min
			FG-FGA	FT-FTA	Off	Def	Total									
02	Trevon Brazile	f	4-5	1-2	4-4	1	5	6	0	13	0	1	0	1	1	22
08	Chandler Lawson	f	0-0	0-0	2-2	1	1	2	0	2	0	1	0	1	7	
03	El Ellis	g	3-6	1-4	1-2	0	0	0	2	8	4	3	0	1	1	24
04	Davonte Davis	g	2-5	1-3	0-0	2	3	5	3	5	0	0	1	1	24	
12	Tramon Mark	g	6-8	4-6	0-0	0	1	1	0	16	3	1	0	1	21	
00	Khalif Battle		5-9	3-6	8-9	1	2	3	3	21	2	3	0	0	19	
05	Joseph Pinion		1-3	1-2	4-4	0	1	1	0	7	0	0	1	2	12	
06	Layden Blocker		0-1	0-1	0-0	0	0	0	5	0	1	1	0	1	10	
07	Denijay Harris		1-2	0-0	3-6	3	4	7	1	5	2	2	0	0	12	
10	Baye Fall		1-2	0-0	2-6	1	3	4	5	4	0	2	2	2	9	
11	Jalen Graham		4-6	0-0	0-2	2	6	8	0	8	0	0	0	0	14	
15	Makhi Mitchell		0-0	0-0	0-0	0	0	0	1	0	0	0	0	0	4	
21	Cade Arbogast		0-1	0-0	0-0	0	0	0	1	0	0	0	0	0	2	
24	Jeremiah Davenport		1-6	1-6	0-0	2	1	3	1	3	3	0	1	0	19	
45	Lawson Blake		0-0	0-0	1-2	0	1	1	0	1	0	0	0	0	1	
Team						1	2	3								
Totals				28-54	12-30	25-37	14	30	44	22	93	20	15	4	10	200
FG % 1st Half: 16-27			59.3%	2nd half: 12-27	44.4%	Game: 28-54	51.9%									Deadball
3FG % 1st Half: 6-15			40.0%	2nd half: 6-15	40.0%	Game: 12-30	40.0%									Rebounds
FT % 1st Half: 8-15			53.3%	2nd half: 17-22	77.3%	Game: 25-37	67.6%									5

Officials: Robert Felder,Wil Howard,Olandis Poole
Technical fouls: Alcorn-None, Arkansas-TEAM.
Attendance: 19200

Score by periods	1st	2nd	Total						
Alcorn	22	37	59	Points	In	Off	2nd	Fast	Bench
Arkansas	46	47	93	ALCORN	30	10	8	13	17
				ARK	32	25	8	18	49

GAME 3



77

Old Dominion

31 46

77 86



Nov. 13, 2023 • Fayetteville, Ark. • Bud Walton Arena

Old Dominion 77 • 1-2

#	Player		Total		3-Ptr		Rebounds			PF	TP	A	TO	Blk	Stl	Min
			FG-FGA	FG-FGA	FT-FTA	Off	Def	Tot								
11	Dani Pounds	f	2-5	0-0	0-0	3	3	6	5	4	0	1	0	0	0	21
00	Vasean Allette	g	2-11	0-3	0-0	0	4	4	2	4	5	2	4	1	0	23
01	Jason Wade	g	0-2	0-1	0-0	2	0	2	3	0	0	0	0	1	1	18
02	Chaunce Jenkins	g	8-19	3-6	2-2	1	6	7	2	21	3	3	0	0	0	36
10	Tyrone Williams	g	3-8	1-2	1-2	2	3	5	0	8	1	1	0	0	0	21
03	Imo Essien	g	0-2	0-1	0-0	0	0	0	1	0	0	0	0	0	0	6
13	Devin Ceaser	g	8-12	2-3	0-0	0	3	3	2	18	1	0	0	0	0	25
15	R.J. Blakney	g	5-6	3-4	1-1	0	4	4	2	14	1	0	1	0	0	12
21	Leeroy Odiah	g	1-1	0-0	0-0	3	1	4	4	2	0	1	0	0	0	19
55	Bryce Baker	g	2-5	2-4	0-0	0	1	1	1	6	3	1	0	0	0	19
Team						1	2	3					1			
Totals				31-71	11-24	4-5	12	27	39	22	77	14	10	1	3	200
FG % 1st Half: 13-34			38.2%	2nd half: 18-37			48.6%	Game: 31-71			43.7%	Deadball Rebounds				
3FG % 1st Half: 3-11			27.3%	2nd half: 8-13			61.5%	Game: 11-24			45.8%	1,1				
FT % 1st Half: 2-3			66.7%	2nd half: 2-2			100.0%	Game: 4-5			80.0%					

Arkansas 86 • 3-0

#	Player		Total		3-Ptr		Rebounds			PF	TP	A	TO	Blk	Stl	Min
			FG-FGA	FG-FGA	FT-FTA	Off	Def	Tot								
02	Trevon Brazile	f	3-7	2-4	3-6	2	2	4	3	11	2	2	4	1	30	
08	Chandler Lawson	f	1-1	0-0	0-0	0	2	2	1	2	0	1	1	0	7	
03	El Ellis	g	7-11	1-2	2-4	0	3	3	0	17	8	0	0	1	34	
04	Davonte Davis	g	6-11	1-4	3-6	2	3	5	0	16	2	0	0	1	37	
12	Tramon Mark	g	2-7	1-3	2-2	0	6	6	4	7	1	0	0	0	21	
00	Khalif Battle		3-6	2-3	5-6	0	2	2	2	13	1	1	0	0	20	
06	Layden Blocker		0-2	0-1	0-0	0	0	0	0	0	0	0	0	0	2	
11	Jalen Graham		1-3	0-0	0-0	0	0	0	1	2	0	0	0	0	6	
15	Makhi Mitchell		6-7	0-0	3-5	3	7	10	1	15	1	0	1	0	30	
24	Jeremiah Davenport		1-4	1-2	0-0	0	1	1	0	3	0	0	0	0	13	
Team								1	1	2						
Totals			30-59	8-19	18-29	8	27	35	12	86	15	4	6	3	200	
FG % 1st Half: 13-29			44.8%	2nd half: 17-30		56.7%	Game: 30-59		50.8%	Deadball Rebounds 4,1						
3FG % 1st Half: 3-9			33.3%	2nd half: 5-10		50.0%	Game: 8-19		42.1%							
FT % 1st Half: 8-14			57.1%	2nd half: 10-15		66.7%	Game: 18-29		62.1%							

Officials: Owen Short,Chuck Jones,Joe Lindsey
Technical fouls: Old Dominion-None, Arkansas-None.
Attendance: 19200

Score by periods	1st	2nd	Total						
Old Dominion	31	46	77	Points	In	Off	2nd	Fast	Bench
Arkansas	37	49	86	ODU	32	14	21	40	40
				ARK	44	18	15	9	33

Last FG - ODU 2nd-01:07, ARK 2nd-03:13.
Largest lead - ODU by 3 1st-17:43, ARK by 14 1st-06:46.
ODU led for 02:31. ARK led for 36:01. Game was tied for 01:28.

GAME 2



68

Gardner-Webb

36 32

68 86



Nov. 10, 2023 • Fayetteville, Ark. • Bud Walton Arena

Gardner-Webb 68 • 1-1

#	Player		Total		3-Ptr		Rebounds			PF	TP	A	TO	Blk	Stl	Min
			FG-FGA	FG-FGA	FT-FTA	Off	Def	Tot								
15	Cheickna Sissoko	f	4-7	0-0	2-2	2	4	6	1	10	1	0	0	1	1	16
00	Caleb Robinson	f	6-16	0-2	6-8	2	5	7	2	18	0	1	0	1	1	24
01	Julien Soumaoro	g	5-13	3-8	2-7	1	1	2	1	15	3	0	0	0	2	24
04	DQ Nicholas	g	1-9	0-2	1-3	0	5	5	2	3	3	1	0	1	1	26
13	Lucas Stieber	g	1-4	1-2	0-0	0	4	4	1	3	1	1	0	1	1	24
02	Brendan Mykalcio		3-8	0-1	0-0	1	2	3	2	6	0	1	0	1	0	14
03	Quest Aldridge		1-4	1-4	0-0	0	2	2	2	3	1	2	0	1	1	18
05	Ademide Badmus		0-1	0-0	0-0	1	0	1	4	0	1	1	0	1	1	10
08	Darryl Simmons II		1-6	0-3	1-1	0	2	2	0	3	1	1	0	1	1	14
14	Shahar Lazar		2-2	1-1	0-0	0	0	0	2	5	3	2	0	0	0	16
24	Isaiah Richards		1-2	0-0	0-0	0	2	2	2	2	0	0	0	0	0	14
	Team						4	2	6							
Totals				25-72	6-23	12-21	11	29	40	19	68	14	10	0	9	200
FG % 1st Half: 13-35			37.1%	2nd half: 12-37	32.4%	Games: 25-72			34.7%	Deadball Rebounds 3						
3FG % 1st Half: 4-13			30.8%	2nd half: 2-10	20.0%	Game: 6-23			26.1%							
FT % 1st Half: 6-11			54.5%	2nd half: 6-10	60.0%	Game: 12-21			57.1%							

GAME 5

ESPN U



74

Stanford

#20/RV ARKANSAS

20 39 7 8 74

77

Nov. 22, 2023 • Paradise Island, Bahamas • Imperial Arena

Stanford 74 • 3-2

#	Player	Total			3-Ptr			Rebounds			PF	TP	A TO Blk			Stl	Min
		FG-FGA	FG-FGA	FT-FTA	FG-FGA	FG-FGA	FT-FTA	Off	Def	Tot							
14	Spencer Jones	f	10-20	5-10	2-6	2	6	8	4	27	1	2	0	0	0	42	39
42	Maxime Raynaud	f	3-8	0-2	2-2	5	5	10	1	8	2	5	0	0	0	39	
01	Jared Bynum	g	5-16	1-5	2-3	1	4	5	3	13	8	3	0	0	0	42	
02	Andrej Stojakovic	g	3-6	0-1	1-2	1	5	6	3	7	1	1	0	2	30		
13	Michael Jones	g	1-5	1-5	2-4	0	3	3	5	5	1	0	0	1	36		
10	Max Murrell		0-0	0-0	0-0	0	0	0	0	0	1	0	0	0	4		
15	Benny Gealer		1-4	1-4	0-0	0	2	2	1	3	1	2	0	0	11		
22	James Keefe		1-1	0-0	2-4	1	3	4	1	4	0	0	0	0	18		
23	Brandon Angel		2-5	1-3	2-3	0	4	4	5	7	1	6	0	1	28		
Team								2	2	4							
Totals			26-65	9-30	13-24	12	34	46	23	74	16	19	0	4	250		
FG % 1st Half:		8-23	34.8%	2nd half:	14-28	50.0%	OT:	4-14	28.6%	Game:	26-65	40.0%	Deadball Rebounds				
3FG % 1st Half:		3-11	27.3%	2nd half:	5-11	45.5%	OT:	1-8	12.5%	Game:	9-30	30.0%	7				
FT % 1st Half:		1-3	33.3%	2nd half:	6-9	66.7%	OT:	6-12	50.0%	Game:	13-24	54.2%					

Arkansas 77 • 4-1

#	Player	Total			3-Ptr			Rebounds			PF	TP	A TO Blk			Stl	Min
		FG-FGA	FG-FGA	FT-FTA	FG-FGA	FG-FGA	FT-FTA	Off	Def	Tot							
02	Trevon Brazile	f	3-12	2-5	6-6	8	9	17	2	14	2	2	0	2	45		
15	Makhi Mitchell	f	3-7	0-0	0-0	2	1	3	0	6	0	1	0	1	17		
04	Davonte Davis	g	3-14	1-4	3-6	0	6	6	4	10	3	5	0	1	45		
12	Tramon Mark	g	6-15	1-4	12-15	0	1	1	4	25	1	1	0	1	41		
24	Jeremiah Davenport	g	0-1	0-1	0-0	0	0	0	1	0	0	1	0	0	10		
00	Khalif Battle		2-11	1-4	4-4	0	1	1	5	9	0	1	0	1	31		
03	El Ellis		0-4	0-1	0-0	0	0	0	1	0	0	1	0	0	6		
05	Joseph Pinion		0-0	0-0	0-0	0	1	1	1	0	0	0	0	0	3		
06	Layden Blocker		2-5	0-0	0-0	2	0	2	1	4	0	0	0	3	16		
08	Chandler Lawson		4-7	0-0	1-2	5	8	13	4	9	0	0	5	0	36		
Team						4	4	8									
Totals			23-76	5-19	26-33	21	31	52	23	77	6	13	5	9	250		
FG % 1st Half:		8-30	26.7%	2nd half:	10-32	31.3%	OT:	5-14	35.7%	Game:	23-76	30.3%	Deadball Rebounds				
3FG % 1st Half:		1-8	12.5%	2nd half:	3-8	37.5%	OT:	1-3	33.3%	Game:	5-19	26.3%	5				
FT % 1st Half:		5-6	83.3%	2nd half:	14-19	73.7%	OT:	7-8	87.5%	Game:	26-33	78.8%					

Officials: Owen Shortt,Jeb Hartness,Tony Padilla
Technical fouls: Stanford-Brandon Angel. Arkansas-Trevon Brazile.
Attendance: 820

Score by periods	1st	2nd	OT	OT2	Total
Stanford	20	39	7	8	74
Arkansas	22	37	7	11	77

Points	In Paint	Off T/O	2nd Chance	Fast Break	Bench
Stanford	30	10	7	7	14
Arkansas	32	16	23	4	22

Last FG - STAN OT2-00:45, ARK OT2-00:19.
Largest lead - STAN by 9 2nd-15:25, ARK by 4 OT-03:45.
STAN led for 26:13. ARK led for 14:25. Game was tied for 09:22.

Score tied - 11 times.
Lead changed - 10 times.

GAME 7

ESPN 2



72

#20/RV ARKANSAS

#14/14 North Carolina

38 34 72

84

Nov. 24, 2023 • Paradise Island, Bahamas • Imperial Arena

Arkansas 72 • 4-3

#	Player	Total			3-Ptr			Rebounds			PF	TP	A TO Blk			Stl	Min
		FG-FGA	FG-FGA	FT-FTA	FG-FGA	FG-FGA	FT-FTA	Off	Def	Tot							
02	Trevon Brazile	f	0-4	0-1	0-0	0	2	2	3	0	1	3	2	0	21		
15	Makhi Mitchell	f	2-5	0-0	1-1	0	1	1	5	5	0	1	0	0	11		
04	Davonte Davis	g	0-0	0-0	0-0	0	1	1	3	0	0	1	0	0	23		
06	Layden Blocker	g	3-6	0-0	5-6	2	0	2	2	11	1	1	1	3	28		
12	Tramon Mark	g	13-17	4-6	4-7	0	5	5	3	34	0	1	1	0	33		
00	Khalif Battle		3-7	0-3	3-3	0	4	4	4	9	1	1	0	0	18		
03	El Ellis		0-3	0-1	0-0	0	2	2	0	0	0	0	1	0	17		
05	Joseph Pinion		0-0	0-0	0-0	0	0	0	1	0	0	0	0	0	2		
07	Denijay Harris		0-0	0-0	0-0	0	0	0	0	0	0	0	0	0	0+		
08	Chandler Lawson		2-5	0-1	0-1	1	2	3	3	4	2	1	0	0	19		
10	Baye Fall		0-0	0-0	0-0	0	1	1	0	0	0	0	1	0	3		
24	Jeremiah Davenport		3-8	1-5	2-2	0	1	1	3	9	1	2	0	1	25		
Team						3	2	5									
Totals			26-55	5-17	15-20	6	21	27	27	72	6	12	6	4	200		
FG % 1st Half:		14-26	53.8%	2nd half:	12-29	41.4%	Game:	26-55	47.3%	Deadball Rebounds					3		
3FG % 1st Half:		2-7	28.6%	2nd half:	3-10	30.0%	Game:	5-17	29.4%								
FT % 1st Half:		8-10	80.0%	2nd half:	7-10	70.0%	Game:	15-20	75.0%								

North Carolina 87 • 5-1

#	Player	Total			3-Ptr			Rebounds			PF	TP	A TO Blk			Stl	Min
		FG-FGA	FG-FGA	FT-FTA	FG-FGA	FG-FGA	FT-FTA	Off	Def	Tot							
05	Armando Bacot	f	3-9	0-0	3-3	1	3	4	3	9	0	1	0	0	28		
24	Jae'Lyn Withers	f	2-5	0-1	1-2	2	3	5	3	5	0	0	0	0	16		
55	Harrison Ingram	f	5-10	0-2	3-5	2	8	10	3	13	6	2	0	2	40		
02	Elliot Cadeau	g	2-4	1-1	2-4	1	1	2	5	7	3	1	0	0	26		
04	RJ Davis	g	9-18	2-5	10-10	0	2	2	3	30	2	1	0	1	35		
07	Seth Trimble		4-5	2-2	2-4	1	3	4	4	12	0	1	0	0	25		
08	Paxson Wojcik		2-5	1-3	0-0	0	0	0	2	5	0	2	0	0	19		
13	Jalen Washington		1-1	0-0	4-7	2	3	5	1	6	0	1	0	0	11		
Team						4	2	6									
Totals			28-57	6-14	25-35	13	25	38	24	87	11	10	0	3	200		
FG % 1st Half:		11-28	39.3%	2nd half:	17-29	58.6%	Game:	28-57	49.1%	Deadball Rebounds					5		
3FG % 1st Half:		2-7	28.6%	2nd half:	4-7	57.1%	Game:	6-14	42.9%								
FT % 1st Half:		11-18	61.1%	2nd half:	14-17	82.4%	Game:	25-35	71.4%								

Officials: Owen Shortt,Marquis Pettigrew,Jeb Hartness
Technical fouls: Arkansas-None. North Carolina-None.
Attendance: 1456

Score by periods	1st	2nd	Total
Arkansas	38	34	72
North Carolina	35	52	87

Points	In Paint	Off T/O	2nd Chance	Fast Break	Bench
Arkansas	24	11	7	17	22
North Carolina	38	19	10	15	23

Last FG - ARK 2nd-01:12, UNC 2nd-00:30.
Largest lead - ARK by 3 1st-00:58, UNC by 15 2nd-01:26.
ARK led for 04:09. UNC led for 33:44. Game was tied for 02:07.

Score tied - 7 times.
Lead changed - 7 times.

GAME 6

ESPN



79

#20/RV ARKANSAS

#RV/RV Memphis

37 42 79

84

Nov. 23, 2023 • Paradise Island, Bahamas • Imperial Arena

Arkansas 79 • 4-2

#	Player		Total		3-Ptr		Rebounds			PF	TP					Min
			FG-FGA	FG-FGA	FT-FTA	Off	Def	Tot	A			TO	Blk	Stl		
02	Trevon Brazile	f	5-10	1-3	2-2	7	3	10	4	13	1	3	0	2	39	
15	Makhi Mitchell	f	2-2	0-0	0-1	0	2	2	4	4	1	2	2	0	17	
04	Davonte Davis	g	5-14	3-7	2-2	0	3	3	3	15	1	3	0	0	38	
06	Layden Blocker	g	3-5	0-0	3-4	3	0	3	4	9	1	0	0	0	27	
12	Tramon Mark	g	4-9	0-2	4-5	0	1	1	3	12	0	1	0	1	26	
00	Khalif Battle		5-8	3-4	8-11	0	2	2	5	21	0	4	0	1	30	
03	El Ellis		0-3	0-2	0-0	0	1	1	0	0	3	2	0	0	13	
05	Joseph Pinion		0-0	0-0	0-0	0	0	0	0	0	0	0	0	0	0+	
08	Chandler Lawson		2-4	0-0	1-2	1	2	3	2	5	0	0	0	0	10	
	Team					2	6	8				3				
	Totals		26-55	7-18	20-27	13	20	33	25	79	7	18	2	4	200	
	FG % 1st Half:	11-26	42.3%	2nd half:	15-29	51.7%	Game:	26-55	47.3%						Deadball	
	3FG % 1st Half:	4-10	40.0%	2nd half:	3-8	37.5%	Game:	7-18	38.9%						Rebounds	
	FT % 1st Half:	11-14	78.6%	2nd half:	9-13	69.2%	Game:	20-27	74.1%						7	

GAME 9

83

Furman

#RV-- ARKANSAS

35 48

40 57

83 97

Dec. 4, 2023 • Fayetteville, Ark. • Bud Walton Arena

Furman 83 • 4-5

		Total		3-Ptr		Rebounds									
#	Player	FG-FGA	FG-FGA	FT-FTA	Off	Def	Tot	PF	TP	A	TO	Blk	Stl	Min	
13	Garrett Hien	f	4-9	1-3	1-2	1	4	5	4	10	1	0	0	1	30
15	Tyrese Hughey	f	2-2	1-1	0-0	1	1	2	4	5	2	0	0	0	14
24	Alex Williams	f	7-15	5-9	1-1	1	3	4	2	20	1	2	0	1	30
00	PJ Smith	g	1-6	1-3	0-0	0	1	1	1	3	3	1	0	0	19
01	JP Pegues	g	4-14	3-9	10-10	0	2	2	3	21	6	3	0	1	36
04	Ben VanderWal		2-5	0-2	2-4	1	0	1	0	6	0	0	0	0	11
11	Carter Whitt		6-16	1-4	1-2	0	4	4	3	14	2	1	0	3	29
12	Davis Molnar		2-4	0-1	0-1	4	2	6	1	4	0	2	1	1	23
21	Cooper Bowser		0-2	0-0	0-0	2	1	3	2	0	0	2	0	0	8
Team						5	2	7							
Totals			28-73	12-32	15-20	15	20	35	20	83	15	11	1	7	200
FG % 1st Half: 13-36		36.1%	2nd half: 15-37		40.5%	Game: 28-73		38.4%	Deadball Rebounds						
3FG % 1st Half: 8-18		44.4%	2nd half: 4-14		28.6%	Game: 12-32		37.5%	3						
FT % 1st Half: 1-1		100.0%	2nd half: 14-19		73.7%	Game: 15-20		75.0%							

Arkansas 97 • 6-3

#	Player	Total		3-Ptr		Rebounds			PF	TP	A TO Blk			Stl	Min
		FG-FGA	FG-FGA	FT-FTA	Off	Def	Tot								
02	Trevon Brazile	f	5-8	2-3	1-1	0	4	4	0	13	0	0	2	0	27
08	Chandler Lawson	f	8-10	1-2	2-2	1	2	3	1	19	1	1	3	1	18
03	El Ellis	g	1-4	0-1	1-2	1	2	3	0	3	2	2	0	1	11
04	Davonte Davis	g	2-5	1-2	2-2	1	9	10	4	7	8	0	0	0	38
24	Jeremiah Davenport	g	2-4	0-2	0-0	0	0	0	1	4	1	0	1	1	11
00	Khalif Battle		7-11	4-7	7-8	0	1	1	3	25	1	0	0	1	24
06	Layden Blocker		4-5	0-0	1-4	0	5	5	4	9	5	1	3	0	24
11	Jalen Graham		1-3	0-0	0-0	2	1	3	2	2	0	0	0	0	9
12	Tramon Mark		3-6	0-2	1-2	0	3	3	3	7	2	4	1	2	26
15	Makhi Mitchell		4-5	0-0	0-0	1	1	2	1	8	1	3	0	1	12
Team						0	4	4							
Totals			37-61	8-19	15-21	6	32	38	19	97	21	11	10	7	200
FG % 1st Half: 18-30		60.0%	2nd half: 19-31		61.3%	Game: 37-61		60.7%	Deadball Rebounds						
3FG % 1st Half: 3-9		33.3%	2nd half: 5-10		50.0%	Game: 8-19		42.1%	4						
FT % 1st Half: 1-2		50.0%	2nd half: 14-19		73.7%	Game: 15-21		71.4%							

Officials: Mike Nance,Bart Lenox,Don Daily
Technical fouls: Furman-None. Arkansas-TEAM.
Attendance: 19200

Score by periods	1st	2nd	Total
Furman	35	48	83
Arkansas	40	57	97

Last FG - FURMAN 2nd-00:52, ARK 2nd-00:08.
Largest lead - FURMAN by 3 1st-17:42, ARK by 20 2nd-09:16.
FURMAN led for 02:26. ARK led for 36:11. Game was tied for 01:23.

Score tied - 2 times.
Lead changed - 6 times.

GAME 11

66

Lipscomb

ARKANSAS

33 33

41 28

66 69

Dec. 16, 2023 • N. Little Rock, Ark. • Simmons Bank Arena

Lipscomb 66 • 7-6

#	Player	Total		3-Ptr		Rebounds			PF	TP	A TO Blk			Stl	Min
		FG-FTA	FG-FGA	FT-FTA	Off	Def	Tot								
11	Owen McCormack	f	4-10	3-7	2-2	5	7	12	2	13	2	3	0	1	28
35	Grant Asman	c	1-4	1-4	0-0	0	1	1	0	3	1	0	0	0	16
00	A.J. McGinnis		3-12	0-6	4-4	2	2	4	2	10	0	0	0	0	26
02	Will Pruitt	g	7-13	1-3	0-0	0	5	5	5	15	3	3	0	2	36
22	Joe Anderson	g	5-8	1-2	0-0	0	3	3	0	11	3	1	0	4	36
01	Rylan Houck		2-2	0-0	0-0	1	0	1	2	4	0	0	0	0	14
05	Cody Head		2-6	1-1	1-3	1	0	1	2	6	0	1	0	1	15
15	Dylan Faulkner		0-2	0-1	0-0	0	1	1	0	0	0	0	0	0	7
21	TJ Johnson		1-4	0-3	0-0	0	2	2	0	2	1	0	0	0	9
24	Jason Montgomery		1-6	0-3	0-0	0	1	1	0	2	0	1	1	0	13
Team						3	0	3							
Totals			26-67	7-30	7-9	12	22	34	13	66	10	9	1	8	200
FG % 1st Half: 14-33		42.4%	2nd half: 12-34		35.3%	Game: 26-67		38.8%	Deadball Rebounds 3						
3FG % 1st Half: 5-16		31.3%	2nd half: 2-14		14.3%	Game: 7-30		23.3%							
FT % 1st Half: 0-0		0.0%	2nd half: 7-9		77.8%	Game: 7-9		77.8%							

Arkansas 69 • 7-4

#	Player		Total		3-Ptr		Rebounds			PF	TP	A			To	Blk	Stl	Min
			FG-FGA	FG-FGA	FT-FTA	Off	Def	Tot										
02	Trevon Brazile	f	3-7	0-1	0-1	2	4	6	0	6	1	2	1	0			24	
08	Chandler Lawson	f	2-3	0-1	0-0	0	1	1	0	4	0	0	0	0			7	
04	Davonte Davis	g	2-2	0-0	0-0	0	3	3	2	4	3	4	0	0			24	
05	Joseph Pinion	g	0-0	0-0	0-0	0	0	0	0	0	0	0	0	0			2	
24	Jeremiah Davenport	s	3-10	2-6	1-2	2	2	4	1	9	3	1	0	2			27	
00	Khalif Battle	s	1-5	0-2	0-0	0	2	2	2	2	0	1	0	0			11	
01	Keyon Menifield Jr.	s	1-3	0-1	0-0	1	2	3	3	2	2	0	0	0			19	
03	El Ellis	s	0-0	0-0	0-0	0	0	0	0	0	0	0	0	0			1	
06	Layden Blocker	s	1-3	0-0	0-1	1	3	4	0	2	4	3	0	2			20	
07	Denijay Harris	s	0-0	0-0	0-0	0	0	0	0	0	0	0	0	0			0+	
11	Jalen Graham	s	5-6	0-0	1-2	0	1	1	2	11	1	1	2	0			15	
12	Tramon Mark	s	6-12	3-4	2-2	0	3	3	3	17	3	2	1	0			31	
15	Makhi Mitchell	s	6-6	0-0	0-0	1	4	5	1	12	0	0	1	0			19	
Team						1	2	3										
Totals			30-57	5-15	4-8	8	27	35	14	69	17	14	5	4			200	
FG % 1st Half: 17-29			58.6%	2nd half: 13-28		46.4%	Game: 30-57		52.6%	Deadball Rebounds								
3FG % 1st Half: 4-7			57.1%	2nd half: 1-8		12.5%	Game: 5-15		33.3%	1,1								
FT % 1st Half: 3-5			60.0%	2nd half: 1-3		33.3%	Game: 4-8		50.0%									

Officials: Michael Swoboda,Wil Howard,Joe Lindsey
Technical fouls: Lipscomb-Owen McCormack. Arkansas-Davonte Davis.
Attendance: 16361

Score by periods	1st	2nd	Total
Lipscomb	33	33	66
Arkansas	41	28	69

Last FG - LIPS 2nd-01:17, ARK 2nd-00:26.
argest lead - LIPS by 4 1st-18:27, ARK by 20 2nd-11:59.
LPS led for 01:44. ARK led for 37:09. Game was tied for 01:07.

Score tied - 1 time.
Lead changed - 1 time.

GAME 10

70

RV-- ARKANSAS

#19/22 Oklahoma

25 45

37 42

70 84

Dec. 9, 2023 • Tulsa, Okla. • BOK Center

Arkansas 70 • 6-4

#	Player		Total		3-Ptr		Rebounds			PF	TP	A TO Blk			Stl	Min
			FG-FGA	FG-FGA	FT-FTA	Off	Def	Tot								
02	Trevon Brazile	f	0-2	0-1	0-0	0	1	1	3	0	1	1	0	2	15	
08	Chandler Lawson	f	0-1	0-0	0-0	0	0	0	1	0	0	0	1	1	9	
03	El Ellis	g	1-4	1-2	2-2	0	0	0	0	5	0	2	0	0	8	
04	Davonte Davis	g	2-6	0-1	0-0	3	1	4	3	4	0	0	0	1	23	
12	Tramon Mark	g	3-7	0-2	2-2	0	2	2	3	8	2	1	0	0	33	
00	Khalif Battle		2-10	1-4	8-8	0	2	2	1	13	1	2	0	1	28	
05	Joseph Pinion		1-3	0-2	2-3	0	1	1	2	4	0	1	0	1	5	
06	Layden Blocker		2-3	0-1	3-4	0	2	2	2	7	0	1	0	1	18	
11	Jalen Graham		4-5	0-0	0-0	2	3	5	1	8	2	0	2	0	16	
15	Makhi Mitchell		2-3	0-0	5-6	1	5	6	1	9	2	0	3	2	27	
24	Jeremiah Davenport		3-6	2-5	4-6	0	1	1	1	12	0	1	0	1	18	
	Team					0	1	1				4				
	Totals		20-50	4-18	26-31	6	19	25	18	70	8	13	6	10	200	
	FG % 1st Half:	8-27	29.6%	2nd half:	12-23	52.2%	Game:	20-50	40.0%						Deadball	
	3FG % 1st Half:	3-11	27.3%	2nd half:	1-7	14.3%	Game:	4-18	22.2%						Rebounds	
	FT % 1st Half:	6-6	100%	2nd half:	20-25	80.0%	Game:	26-31	83.9%						4	

<div> <div>GAME 13</div> <div>SEC ESPN NETWORK</div> </div>		<div> <div>90</div> <div>UNC Wilmington</div> <div>42 48</div> <div>90 106</div> </div>	<div> <div>ARKANSAS</div> <div>48 58</div> <div>106</div> </div>	<div> <div>Dec. 30, 2023 • Fayetteville, Ark. • Bud Walton Arena</div> </div>
---	--	---	--	---

UNCW 90 • 9-3

#	Player		Total		3-Ptr		Rebounds			PF	TP	A	TO	Blk	Stl	Min
			FG-FGA	FG-FGA	FG-FGA	FT-FTA	Off	Def	Total							
21	Khamari McGriff	f	1-2	0-0	0-0	1	2	3	4	2	0	1	0	0	10	
01	Donovan Newby	g	1-3	1-2	2-2	1	2	3	4	5	5	2	0	1	21	
02	Shykeim Phillips		9-13	3-4	4-5	1	2	3	4	25	2	0	1	1	28	
03	Maleeck Harden-Hayes	g	1-5	1-3	1-2	1	0	1	3	4	0	0	0	0	23	
05	Noah Ross	g	1-2	1-1	4-4	0	0	0	5	7	0	0	0	0	13	
00	KJ Jenkins		4-16	2-10	0-0	0	5	5	2	10	2	1	0	1	32	
04	Nolan Hodge		1-2	0-1	2-4	1	2	3	2	4	1	1	0	0	14	
13	Trazarrien White		9-20	1-4	9-15	3	2	5	3	28	2	2	0	0	33	
23	Eric Van Der Heijden		1-3	1-3	2-2	6	5	11	2	5	1	1	1	0	26	
Team						1	0	1								
Totals			28-66	10-28	24-34	15	20	35	29	90	13	8	2	3	200	
FG % 1st Half: 14-34			41.2%	2nd half: 14-32		43.8%	Game: 28-66		42.4%	Deadball Rebounds						
3FG % 1st Half: 6-14			42.9%	2nd half: 4-14		28.6%	Game: 10-28		35.7%	7,1						
FT % 1st Half: 8-13			61.5%	2nd half: 16-21		76.2%	Game: 24-34		70.6%							

Arkansas 106 • 9-4

#	Player	Total		3-Ptr		Rebounds			PF	TP	A	TO	Blk	Stl	Min
		FG-FGA	FG-FGA	FG-FGA	FT-FTA	Off	Def	Tot							
02	Trevon Brazile	f	5-8	0-1	2-3	2	6	8	5	12	1	1	0	0	33
08	Chandler Lawson	f	1-2	0-0	1-3	2	3	5	2	3	1	0	1	0	10
01	Keyon Menifield Jr.	g	8-14	3-7	13-17	1	3	4	0	32	5	3	0	0	35
04	Davonte Davis	g	5-7	3-5	1-2	3	3	6	4	14	6	1	0	3	36
12	Tramon Mark	g	5-8	1-2	7-8	1	1	2	5	18	1	0	1	1	24
00	Khalif Battle		0-5	0-2	2-2	0	1	1	0	2	1	0	0	1	7
03	El Ellis		1-3	0-1	2-2	0	2	2	1	4	0	0	0	0	10
05	Joseph Pinion		0-1	0-1	0-0	0	0	0	1	0	0	0	0	0	2
06	Layden Blocker		0-2	0-1	3-4	1	1	2	4	3	1	0	0	0	8
07	Denijay Harris		0-0	0-0	0-0	0	0	0	0	0	0	0	0	0	2
11	Jalen Graham		7-11	0-0	2-2	3	3	6	2	16	0	2	1	0	26
15	Makhi Mitchell		0-0	0-0	0-0	0	1	1	1	0	0	1	2	0	3
21	Cade Arbogast		0-0	0-0	0-0	0	0	0	0	0	0	0	0	0	4
24	Jeremiah Davenport		1-2	0-0	0-0	1	0	1	2	2	0	0	0	0	4
Team						1	1	2							
Totals			33-63	7-20	33-43	15	25	40	27	106	16	8	5	5	200
FG % 1st Half: 15-30		50.0%	2nd half: 18-33		54.5%	Game: 33-63		52.4%	Deadball Rebounds 4,1						
3FG % 1st Half: 5-11		45.5%	2nd half: 2-9		22.2%	Game: 7-20		35.0%							
FT % 1st Half: 13-18		72.2%	2nd half: 20-25		80.0%	Game: 33-43		76.7%							

Officials: Lucas Santos,Vladimir Voyard=Tadal,Jason Baker
 Technical fouls: UNCW-None. Arkansas-Trevon Brazile.
 Attendance: 19200

Score by periods	1st	2nd	Total
UNCW	42	48	90
Arkansas	48	58	106

Last FG - UNCW 2nd-00:30, ARK 2nd-00:00.
 Largest lead - UNCW by 6 1st-09:22, ARK by 19 2nd-06:22.
 UNCW led for 04:29. ARK led for 30:26. Game was tied for 05:05.

Score tied - 8 times.
 Lead changed - 8 times.

<div> <div>GAME 14</div> <div>ESPN U</div> </div>		<div> <div>#7/7 Auburn</div> <div>37 46</div> <div>83 51</div> </div>	<div> <div>ARKANSAS</div> <div>30 21</div> <div>51</div> </div>	<div> <div>Jan. 6, 2024 • Fayetteville, Ark. • Bud Walton Arena</div> </div>
---	--	---	---	--

Auburn 83 • 12-2,1-0 SEC

#	Player		Total		3-Ptr		Rebounds			PF	TP	A	TO	Blk	Stl	Min
			FG-FGA	FG-FGA	FT-FTA	Off	Def	Tot								
02	Jaylin Williams	f	5-9	1-3	0-0	0	3	3	0	11	1	1	0	0	24	
04	Johni Broome	f	7-13	0-2	0-0	3	5	8	1	14	3	2	2	2	25	
05	Chris Moore	f	0-1	0-0	0-0	1	0	1	0	0	0	2	0	1	14	
01	Aden Holloway	g	2-9	1-4	0-0	1	4	5	1	5	0	0	0	0	21	
12	Denver Jones	g	2-5	1-1	2-3	0	0	0	7	7	1	0	1	1	19	
00	K.D. Johnson		2-8	0-2	2-2	0	2	2	2	6	2	1	0	1	20	
03	Tre Donaldson		5-6	1-1	0-0	0	7	7	1	11	4	1	0	0	19	
10	Chad Baker-Mazara		5-9	2-3	4-4	1	3	4	2	16	3	0	0	0	21	
23	Addarin Scott		0-0	0-0	0-0	0	1	1	0	0	1	0	0	0	2	
24	Lior Berman		1-2	0-1	0-0	0	1	1	1	2	1	0	0	0	7	
31	Chaney Johnson		2-5	1-1	0-0	0	3	3	3	5	0	0	0	0	15	
44	Dylan Cardwell		3-3	0-0	0-2	3	5	8	3	6	0	0	2	0	13	
Team						2	1	3								
Totals				34-70	7-18	8-11	11	35	46	14	83	16	7	5	5	200
FG % 1st Half: 15-37			40.5%	2nd half: 19-33		57.6%	Game: 34-70		48.6%	Deadball Rebounds						
3FG % 1st Half: 2-10			20.0%	2nd half: 5-8		62.5%	Game: 7-18		38.9%	2						
FT % 1st Half: 5-6			83.3%	2nd half: 3-5		60.0%	Game: 8-11		72.7%							

Arkansas 51 • 9-5,0-1 SEC

#	Player		Total		3-Ptr		Rebounds			PF	TP	A	TO	Blk	Stl	Min
			FG-FGA	FG-FGA	FT-FTA	Off	Def	Tot								
02	Trevon Brazlow	f	5-9	1-5	0-0	1	6	7	1	11	0	1	3	0	33	
08	Chandler Lawson	f	1-4	1-3	0-0	0	0	0	2	3	0	2	0	1	13	
11	Jalen Graham	f	2-8	0-0	0-0	4	2	6	2	4	0	0	0	2	20	
01	Keyon Menfield Jr.	g	5-15	4-9	0-3	0	3	3	0	14	4	2	0	1	32	
12	Tramon Mark	g	3-8	1-3	3-4	1	4	5	1	10	2	1	0	0	29	
00	Khalif Battle		1-4	0-1	2-4	0	2	2	1	4	0	1	1	0	17	
03	El Ellis		0-2	0-1	0-0	0	1	1	0	0	0	1	0	0	7	
04	Davonte Davis		0-4	0-2	2-2	0	1	1	3	2	1	2	0	0	25	
05	Joseph Pinion		0-0	0-0	0-0	0	2	2	0	0	0	2	0	0	6	
06	Layden Blocker		0-0	0-0	0-0	0	0	0	0	0	0	1	0	0	2	
07	Denijay Harris		0-1	0-0	0-0	0	0	0	0	0	0	0	0	0	3	
10	Baye Fall		0-0	0-0	1-2	0	0	0	0	1	0	0	0	0	4	
15	Makhi Mitchell		1-3	0-0	0-0	0	3	3	1	2	1	0	0	0	9	
Team						1	1	2								
Totals				18-58	7-24	8-15	7	25	32	11	51	8	13	4	4	200
FG % 1st Half: 12-31			38.7%	2nd half: 6-27		22.2%	Game: 18-58		31.0%	Deadball Rebounds						
3FG % 1st Half: 4-15			26.7%	2nd half: 3-9		33.3%	Game: 7-24		29.2%	5,1						
FT % 1st Half: 2-7			28.6%	2nd half: 6-8		75.0%	Game: 8-15		53.3%							

Officials: Chuck Jones,K.B. Burdett Jr.,Doug Shows
 Technical fouls: Auburn-Chad Baker-Mazara; Tre Donaldson. Arkansas-None.
 Attendance: 19200

Score by periods	1st	2nd	Total
Auburn	37	46	83
Arkansas	30	21	51

Last FG - AUB 2nd-00:26, ARK 2nd-04:07.
 Largest lead - AUB by 32 2nd-00:26, ARK by 6 1st-14:44.
 AUB led for 30:30. ARK led for 06:05. Game was tied for 03:25.

Score tied - 6 times.
 Lead changed - 6 times.

<div> <div>GAME 15</div> <div>ESPN U</div> </div>		<div> <div>66</div> <div>Arkansas</div> <div>24 42</div> <div>66 76</div> </div>	<div> <div>Georgia</div> <div>34 42</div> <div>76</div> </div>	<div> <div>Jan. 10, 2024 • Athens, Ga. • Stegeman Coliseum</div> </div>
---	--	--	--	---

Arkansas 66 • 9-6,0-2 SEC

#	Player		Total		3-Ptr		Rebounds			PF	TP	A	TO	Blk	Stl	Min
			FG-FGA	FG-FGA	FG-FGA	FT-FTA	Off	Def	Tot							
02	Trevon Brazile	f	3-7	1-4	2-4	3	3	6	3	9	0	3	0	0	33	
15	Makhi Mitchell	f	3-4	0-0	1-1	1	5	6	4	7	3	4	3	1	23	
01	Keyon Menfield Jr.	g	0-5	0-2	0-0	0	0	0	1	0	1	1	0	1	15	
04	Davonte Davis	g	3-6	0-2	1-1	1	5	6	4	7	0	1	0	0	32	
12	Tramon Mark	g	7-14	0-4	10-10	0	7	7	3	24	3	2	3	3	36	
00	Khalif Battle		1-8	1-4	0-0	0	1	1	3	3	1	1	0	1	24	
03	Ei Ellis		0-0	0-0	0-0	0	0	0	0	0	0	0	0	0	1	
06	Layden Blocker		0-0	0-0	0-0	0	0	0	1	0	0	0	0	0	0+	
08	Chandler Lawson		0-1	0-0	0-0	0	0	0	0	0	0	1	0	0	2	
11	Jalen Graham		4-8	0-0	1-6	1	0	1	1	9	0	1	1	0	12	
24	Jeremiah Davenport		3-7	1-5	0-0	1	3	4	2	7	1	0	0	0	22	
	Team					3	5	8					1			
Totals			24-60	3-21	15-22	10	29	39	22	66	11	15	7	6	200	
FG % 1st Half: 10-30			33.3%	2nd half: 14-30	46.7%	Game: 24-60		40.0%	Deadball Rebound: 2							
3FG % 1st Half: 1-6			16.7%	2nd half: 2-15	13.3%	Game: 3-21		14.3%								
FT % 1st Half: 3-8			37.5%	2nd half: 12-14	85.7%	Game: 15-22		68.2%								


GAME 18

77 RV/- South Carolina 39 38 77 **64**


ARKANSAS 27 37 64

South Carolina 77 • 15-3.3-2 SEC

#	Player		Total		3-Ptr		Rebounds				PF	TP	A	TO	Blk	Stl	Min
			FG-FGA	FG-FGA	FT-FTA	FT-FTA	Off	Def	Total								
02	B.J. Mack	f	6-10	3-4	3-5	1	8	9	1	18	3	0	0	0	0	24	
30	Collin Murray-Boyles	f	4-9	0-0	2-3	2	2	4	1	11	2	1	1	0	0	23	
05	Meechie Johnson	g	2-7	2-3	2-3	0	7	7	1	8	2	2	0	0	0	32	
12	Zachary Davis	g	5-8	0-1	2-2	1	3	4	4	12	0	1	0	0	0	26	
55	Ta'lon Cooper	g	4-5	3-3	0-0	0	4	4	1	11	5	1	0	0	0	36	
01	Jacobi Wright		2-7	1-5	0-0	0	0	0	3	5	5	0	0	0	0	27	
04	Stephen Clark		0-0	0-0	1-2	2	2	4	3	1	1	1	0	0	0	13	
15	Morris Ugusuk		2-4	0-2	1-2	0	0	0	1	5	0	1	0	0	0	9	
33	Josh Gray		3-4	0-0	0-0	1	3	4	1	6	2	2	0	1	1	10	
	Team					1	2	3					1				
	Totals		28-54	9-18	12-17	8	31	39	16	77	20	10	1	1	1	200	

FG % 1st Half:	12-28	42.9%	2nd half:	16-26	61.5%	Game:	28-54	51.9%	Deadball Rebounds 3.1
3FG % 1st Half:	5-12	41.7%	2nd half:	4-6	66.7%	Game:	9-18	50.0%	
FT % 1st Half:	10-13	76.9%	2nd half:	2-4	50.0%	Game:	12-17	70.6%	

Arkansas 64 • 10-8.1-4 SEC

#	Player	Total		3-Ptr	Rebounds									Min	
		FG-FGA	FG-FGA	FT-FTA	Off	Def	TP	PF	TP	A	TO	Blk	Stl		
02	Trevon Brazile	f	1-3	0-1	1-2	0	6	6	1	3	0	0	1	1	25
08	Chandler Lawson	f	2-6	0-1	0-0	1	6	7	3	4	1	0	1	0	25
03	El Ellis	f	3-9	1-2	2-2	1	1	2	2	9	2	1	0	0	24
04	Davonte Davis	g	3-13	0-4	2-2	0	3	3	1	8	1	0	0	1	34
12	Tramon Mark	g	6-13	2-3	4-4	0	2	2	2	18	1	1	0	1	32
00	Khalif Battle		1-3	1-2	0-0	0	0	0	0	3	0	0	0	0	5
01	Keyon Menfield Jr.		1-2	0-1	0-0	0	0	0	0	2	0	0	0	0	2
05	Joseph Pinion		1-1	0-0	0-0	1	0	1	0	2	0	0	0	0	2
06	Layden Blocker		0-2	0-0	0-0	1	0	1	0	0	1	0	0	1	18
07	Denijay Harris		0-0	0-0	0-0	0	0	0	0	0	0	0	0	0	1
11	Jalen Graham		1-1	0-0	1-2	0	0	0	2	3	1	1	1	0	6
15	Makhi Mitchell		2-3	0-0	0-0	0	1	1	3	4	1	1	0	0	5
24	Jeremiah Davenport		2-6	1-4	3-4	1	0	1	3	8	1	1	0	0	21
	Team					3	0	3							
	Totals		23-62	5-18	13-16	8	19	27	17	64	9	5	3	4	200

FG % 1st Half:	11-31	35.5%	2nd half:	12-31	38.7%	Game:	23-62	37.1%	Deadball Rebounds 1,1
3FG % 1st Half:	2-8	25.0%	2nd half:	3-10	30.0%	Game:	5-18	27.8%	
FT % 1st Half:	3-4	75.0%	2nd half:	10-12	83.3%	Game:	13-16	81.3%	

Officials: Lucas Santos, Mike Nance, Don Daily
Technical fouls: South Carolina-None. Arkansas-None
Attendance: 19200

	In	Off	2nd	Fast	
Points	Paint	T/O	Chance	Break	Bench
TA&M	28	12	21	16	20
ARK	22	1	5	4	11

Score tied - 1 time.
Lead changed - 2 times

Officials: Lucas Santos, Mike Nance, Don Daily
Technical fouls: South Carolina-None. Arkansas-None.
Attendance: 19200

	In	Off	2nd	Fast	
Points	Paint	T/O	Chance	Break	Bench
USC	38	4	5	7	17
APK	32	8	14	8	22

Score tied - 0 times.
Lead changed - 0 times

Points	In Paint	Off T/O	2nd Chance	Fast Break	Bench
ARK	20	4	9	2	29
OM	38	22	17	12	15

Score tied - 0 times.
Lead changed - 0 times