



VIRGINIA

2024 WOMEN'S GOLF

FACT BOOK



2024 CAVALIERS

Name	Class	Hometown (High School)
Kiera Bartholomew	Freshman	Wake Forest, NC (North Raleigh Christian Academy)
Ally Black	Sophomore	Austin, TX (Westlake)
Jennifer Cleary	Senior	Wilmington, DE (Tower Hill School)
Maline Kraus	Sophomore	Düsseldorf, Germany (SLR Academy)
Jaclyn LaHa	Freshman	Pleasanton, CA (Amador Valley)
Megan Propeck	Junior	Leawood, KS (Notre Dame de Sion)
Amanda Sambach	Junior	Pinehurst, N.C. (The Cannon School)
Rebecca Skoler	Senior	Needham, MA (Beaver Country Day School)
Celeste Valinho	Graduate	Jacksonville, FL (Providence School)

Head Coach: Ria Scott (California '03) – sixth season
Assistant Coach: Annie Collom (Richmond '19) – first season

CAVALIER QUICK FACTS

Location: Charlottesville, Va. 22904
 Founded: 1819, by Thomas Jefferson
 Enrollment: 27,115 (Undergraduate 18,066)
 President: James E. Ryan
 Athletic Director: Carla Williams
 Nicknames: Cavaliers, Wahoos, Hoos
 Mascot: Cavalier
 Colors: Blue & Orange
 Conference: Atlantic Coast
 Home Course: Birdwood Golf Course (Par 71; 7,200 yards)

2023-24 VIRGINIA SCHEDULE

Sept. 11-13	ANNIKA Intercollegiate, Lake Elmo, MN
Sept. 25-26	Glass City Invitational, Toledo, OH
Oct. 2-3	Windy City Collegiate Classic, Chicago, IL
Oct. 20-22	Stanford Intercollegiate, Stanford, CA
Feb. 2-3	Collegiate Invitational at Guadalajara CC, Guadalajara, Mexico
Feb. 12-13	San Diego State Classic, San Diego, CA
March 4-5	The Show, Las Vegas, NV
March 29-30	Liz Murphey Collegiate Classic, Athens, GA
April 8-9	Wolfpack Match Play, Raleigh, NC
April 18-21	ACC Championships, Wlilmington, NC
May 6-8	NCAA Regional. TBD
May 17-22	NCAA Championships, San Diego, CA



HEAD COACH

RIA SCOTT

SCOTT'S UVA HIGHLIGHTS

- Lead UVA to five NCAA appearances
- Four tournament victories
- Palmer Cup Coach in 2019 & 2020
- 2023 ACC Individual Champion

The 2023-24 season marks the sixth year Ria Scott leads the Virginia program.

During her tenure at UVA, she has made the Cavaliers regulars in the postseason while achieving outstanding academic accomplishments and developing players to ACC Championships and All-America standing.

The 2022-23 season marked the team's 17th consecutive berth into NCAA play in 20 seasons of the program's history. Last year's squad recorded the most under par team rounds in school history (11) and finished the season with the best stroke average in school history (291.10). The team was led by All-American Amanda Sambach who won the ACC Championship, the ANNIKA Intercollegiate and the NCAA Westfield Regional. Sambach also helped Team USA win the 2023 Arnold Palmer Cup.

In the 2021-22 season, the Cavaliers

posted a 15th-place finish at the NCAA Championships where All-American graduate student Beth Lillie finished ninth for the second consecutive season. As a team, the Cavaliers finished the season ranked No. 9 nationally on Golfstat.

Scott's teams have made Match Play in every year of its existence in the ACC Championship, competing in the Semifinals in 2021, 2022, and Finals in 2023.

Under her leadership, players have been recognized as WGCA All-Americans (four), Golfweek All-Americans (three), and earned seven All-ACC honors. The team has won four tournament team titles and have set the school record for single-season team scoring average two times (2021, 2023).

Scott's teams have also been honored for outstanding academic standing, with 22 student-athletes earning WGCA All-America Scholar honors in the past five seasons, bringing the total to 44 in the 20 years of the program. In 2023, UVA placed six on the All-ACC Academic Team, matching the most of any ACC School.

During Scott's time, the Cavaliers have

enjoyed tremendous upgrades in facilities. UVA now calls the Dean Family Golf Performance Center home. It is located on Birdwood Golf Course at Boar's Head Resort, reopening in July of 2020 following an 18-month redesign by Davis Love Golf Design. This has positioned UVA as one of the top collegiate courses and facilities in the nation.

Coach Scott has been recognized by the Virginia Sports Information Directors as the state's Women's Golf Coach of the Year in 2019, 2022 and 2023.

Scott, a native of the Philippines, teamed with the University of Washington's Alan Murray to lead the International squad to a victory at the 2020 Palmer Cup. She also served as an assistant coach for the International team at the 2019 Arnold Palmer Cup, helping that squad to a victory against its USA counterparts.

During her time at the University of Oregon, Scott guided the Ducks to NCAA postseason play in all nine of her seasons in Eugene. Prior to her arrival, Oregon hadn't advanced to the NCAA Finals in 10 straight years. Under Scott's guidance, the Ducks made a habit of



being ranked in the top 25. Oregon's tie for fifth place at the 2016 NCAA Championships marked the best postseason performance in the program's history.

Scott's teams produced seven of the top eight season scoring averages in school history, and each player in Oregon's top-10 season scoring average category was coached by her. She coached Caroline Inglis, now on the LPGA Tour, to Oregon's first individual Pac-12 Championship in 2015.

Scott joined the Oregon staff in 2009 after a two-year stint as the head coach at the University of San Francisco. During her second season with the Dons, Scott was named West Coast Conference Coach of the Year as her team captured two tournament wins and spent most of the spring ranked in Golfstat's top-30.

Before becoming a coach, Scott played professionally around the world. Her professional highlights include appearances in the 2006 Women's World Cup in South Africa and the 2004 US Women's Open. Scott was the first woman to play in an Asian PGA event, competing in the 2004 DHL Philippine Open.

As a student-athlete at the University of California, she led the Bears to the 2001, 2002, and 2003 NCAA Championships and was a 2003 All-Pac-10 and 2002 All-Region honoree. As a senior co-captain in her final



Ria Scott helped the International Team to a pair of wins in the Palmer Cup competition in 2019 and 2020. She was an assistant coach in 2019 and the team's head coach in 2020.

season, she helped the Bears win a school-record seven tournaments, capture Pac-10 and NCAA Regional titles, and rank as high as second nationally. The two-time Pac-10 All-

Academic honorable mention selection also won the 2003 Anna Espenschade Award, presented to the top graduating female student-athlete at Cal.

As a prep, the Philippines native started the golf program at James Logan High School in Union City, Calif., where she captained the boys' team her final three years. She won the 1997 California Junior Girls Championship at Pebble Beach.

Among various national and international events, she qualified for six USGA Championships - one US Women's Open, three US Women's Amateurs, and two US Girls Juniors. Scott advanced to the Round of 16 at the 2001 British Women's Amateur. In addition, she competed for the Philippine National Team (1997-2002) and earned a gold medal in the 1997 Southeast Asian Games and a pair of bronze medals in the 1998 and 2002 Asian Games. Scott also played in two World Amateur Team Championships in 1998 (Chile) and 2000 (Germany) for the Philippine National Team.

Scott was on the Board of Directors for the Women's Golf Coaches Association from 2012-2016 and most recently as the Associate Vice President from 2014-2016. She is a SAM Level 3 certified putting instructor.

She and her husband, Drew, have two sons, Walker and Grant.



Scott has led UVA to four team tournament titles during her time with the Cavaliers.



ANNIE COLLOM

ASSISTANT COACH



Annie Collom joined the Cavalier program in July of 2023 as an assistant coach. She spent the previous two seasons as the assistant coach at Denver. In her final season at Denver, Collom helped the Crimson and Gold add to the legacy of the program, securing its fourth straight Summit League Championship by setting a 54-hole tournament record for a team with a 852 score. The Pioneers also posted the second lowest team scoring average in program history at 291.24.

The Pioneers picked up five All-Summit League selections in 2022-23, with four being first-team selections. Denver also produced the Summit League Golfer of the Year for the second consecutive season and the Summit League Championship MVP.

Collom helped Denver secure its third straight, and seventh overall, Summit League Championship in her first year with the pro-

gram. That season Denver had three all-conference performers in addition to the Summit League Player of the Year and Newcomer of the Year.

Prior to working at Denver, Collom spent two seasons at Denison University as an assistant coach for the men's and women's golf teams. In 2021, both the men and women's golf programs won the NCAC Championship and earned trips to the NCAA Tournament. She coached the NCAC Player of the Year, four male golfers to All-American honors and two female golfers to All-Region accolades.

Prior to that, Collom enjoyed a successful four-year playing career at the University of Richmond from 2015-19.

Highlights from her career at Richmond included earning All-Patriot League second-team honors for all four seasons, holding the program's second-lowest single-season scor-

ing average (75.07) for her 2018-19 campaign, and her 2019 Second Team VaSID All-State Selection. She also tallied 12, top-10 finishes during her career and became the first player in school history to shoot five-under par in a single round (67 vs. Columbia on Oct. 14, 2018).

Collom helped to lead the Spiders to three-straight Patriot League Conference Championships from 2016-18, She qualified for the NCAA Division I Women's Golf Regionals in each of those three seasons while also being named to the Patriot League All-Academic team in 2018. Collom graduated from Richmond in 2019 with a bachelor's degree in philosophy, politics, economics and law, while also minor-ing in healthcare studies. A native of Charlotte, N.C., she earned her master's degree in sports industry management from Georgetown in 2022.



THE CAVALIERS



Kiera Bartholomew
Freshman
Wake Forest, N.C.



Ally Black
Sophomore
Austin, Texas



Jennifer Cleary
Senior
Wilmington, Del.



Maline Kraus
Sophomore
Düsseldorf, Germany




Jaclyn LaHa
Freshman
Pleasanton, Calif.



Megan Propeck
Junior
Leawood, Kan.



Amanda Sambach
Junior
Pinehurst, N.C.



Rebecca Skoler
Senior
Needham, Mass.



Celeste Valinho
Graduate Student
Jacksonville, Fla.

Full player bios can be found online at VirginiaSports.com/sports/wgolf/roster/



2023 FALL RESULTS

2023 FALL TOURNAMENT SUMMARY

Date	Tournament	Rd-1	Rd-2	Rd-3	Total	Finish	Low Player
Sept. 11-13	ANNIKA Intercollegiate	287	288	290	865	8 of 12	Sambach - 9th, 210
Sept. 25-26	Glass City Invitational	299	290	285	874	2 of 10	Sambach - 1st, 208
Oct. 2-3	Windy City Collegiate Classic	295	282	290	867	12 of 15	LaHa - 37th, 215
Oct. 20-22	Stanford Intercollegiate	283	280	295	858	5 of 19	Sambach - 2nd, 207

2023 FALL INDIVIDUAL STATISTICS

Player	Events	Rounds	Strokes	Low Avg.	Low Round	54-Hole	Top Finish	Top 10	60s	-Par	Par
Amanda Sambach	4	12	842	70.17	67	207	1	3	6	7	3
Jaclyn LaHa	4	12	869	72.42	67	215	15	0	3	3	3
Megan Propeck	4	12	874	72.83	68	211	9	2	1	5	1
Rebecca Skoler	4	12	899	74.92	69	216	41	0	1	1	0
Celeste Valinho	2	6	458	76.33	71	224	47	0	0	1	0
Kiera Bartholomew	*3	9	691	76.78	73	225	22	0	0	0	0

* Competed in one tournament as an individual

INDIVIDUAL BEST ROUNDS – GROSS SCORE

67	-4	Amanda Sambach	Stanford Intercollegiate	10-21-23
67	-5	Jaclyn LaHa	Windy City Classic	10-2-23
68	-3	Amanda Sambach	Stanford Intercollegiate	10-20-23
68	-3	Jaclyn LaHa	Stanford Intercollegiate	10-21-23
68	-4	Amanda Sambach	Glass City Invitational	9-26-23
68	-4	Amanda Sambach	Glass City Invitational	9-26-23
68	-4	Amanda Sambach	ANNIKA Intercollegiate	9-12-23
68	-4	Megan Propeck	ANNIKA Intercollegiate	9-11-23
69	-2	Jaclyn LaHa	Stanford Intercollegiate	10-21-23
69	-3	Amanda Sambach	Windy City Classic	10-3-23
69	-3	Rebecca Skoler	Windy City Classic	10-2-23
70	-1	Megan Propeck	Stanford Intercollegiate	10-20-23
70	-1	Megan Propeck	Stanford Intercollegiate	10-22-23
70	-2	Megan Propeck	Windy City Classic	10-2-23
70	-2	Amanda Sambach	ANNIKA Intercollegiate	9-10-23
71	E	Megan Propeck	Stanford Intercollegiate	10-21-23
71	-1	Megan Propeck	Glass City Invitational	9-26-23
71	-1	Celeste Valinho	ANNIKA Intercollegiate	9-10-23

INDIVIDUAL BEST ROUNDS - VS. PAR

-5	67	Jaclyn LaHa	Windy City Classic	10-2-23
-4	67	Amanda Sambach	Stanford Intercollegiate	10-21-23
-4	68	Amanda Sambach	Glass City Invitational	9-26-23
-4	68	Amanda Sambach	Glass City Invitational	9-26-23
-4	68	Amanda Sambach	ANNIKA Intercollegiate	9-12-23
-4	68	Megan Propeck	ANNIKA Intercollegiate	9-11-23
-3	68	Jaclyn LaHa	Stanford Intercollegiate	10-20-23
-3	68	Amanda Sambach	Stanford Intercollegiate	10-22-23
-3	69	Amanda Sambach	Windy City Classic	10-3-23
-3	69	Rebecca Skoler	Windy City Classic	10-2-23
-2	69	Jaclyn LaHa	Stanford Intercollegiate	10-21-23
-2	70	Megan Propeck	Windy City Classic	10-2-23
-2	70	Amanda Sambach	ANNIKA Intercollegiate	9-10-23
-1	70	Megan Propeck	Stanford Intercollegiate	10-20-23
-1	70	Megan Propeck	Stanford Intercollegiate	10-22-23
-1	71	Megan Propeck	Glass City Invitational	9-26-23
-1	71	Celeste Valinho	ANNIKA Intercollegiate	9-10-23

INDIVIDUAL BEST TOURNAMENTS –

GROSS SCORE (54 HOLES)

207	-6	Amanda Sambach	Stanford Intercollegiate	10-22-23
208	-8	Amanda Sambach	Glass City Invitational	9-26-23
210	-6	Amanda Sambach	ANNIKA Intercollegiate	9-12-23
211	-2	Megan Propeck	Stanford Intercollegiate	10-22-23
215	-1	Jaclyn LaHa	Windy City Classic	10-3-23
216	+3	Jaclyn LaHa	Stanford Intercollegiate	10-22-23
216	E	Rebecca Skoler	Windy City Classic	10-3-23

INDIVIDUAL BEST TOURNAMENTS – VS. PAR

-8	208	Amanda Sambach	Glass City Invitational	9-26-23
-6	207	Amanda Sambach	Stanford Intercollegiate	10-22-23
-6	210	Amanda Sambach	ANNIKA Intercollegiate	9-12-23
-2	211	Megan Propeck	Stanford Intercollegiate	10-22-23
-1	215	Jaclyn LaHa	Windy City Classic	10-3-23
E	216	Rebecca Skoler	Windy City Classic	10-3-23

TEAM BEST ROUNDS – GROSS SCORE

280	-4	Stanford Intercollegiate	Second Round	10-21-23
282	-6	Windy City Classic	Second Round	10-2-23
285	-3	Glass City Invitational	Third Round	9-26-23
283	-1	Stanford Intercollegiate	First Round	10-20-23
287	-1	ANNIKA Intercollegiate	First Round	9-10-23

TEAM BEST ROUNDS – VS. PAR

-6	282	Windy City Classic	Second Round	10-2-23
-4	280	Stanford Intercollegiate	Second Round	10-21-23
-3	285	Glass City Invitational	Third Round	9-26-23
-1	283	Stanford Intercollegiate	First Round	10-20-23
-1	287	ANNIKA Intercollegiate	First Round	9-10-23

TEAM BEST TOURNAMENTS –

GROSS SCORE (54 HOLES)

858	+6	Stanford Intercollegiate	10-22-23
865	+1	ANNIKA Intercollegiate	9-12-23
867	+3	Windy City Classic	10-3-23

TEAM BEST TOURNAMENTS – VS. PAR

+1	865	ANNIKA Intercollegiate	9-12-23
+3	867	Windy City Classic	10-3-23
+6	858	Stanford Intercollegiate	10-22-23



2022-23 SEASON RESULTS

TOURNAMENT SUMMARY

Date	Tournament	Rd-1	Rd-2	Rd-3	Total	Finish	Low Player
Sept. 12-14	ANNIKA Intercollegiate	284	283	296	863	3 of 12	Sambach - 1st, 209
Sept. 19-20	Mercedes-Benz Collegiate	277	276	283	836	3 of 14	Cleary - 5th, 206
Oct. 3-4	Windy City Collegiate Classic	302	299	297	898	7 of 15	Cleary - 12th, 221
Oct. 21-23	Stanford Intercollegiate	282	287	286	855	6 of 19	Clear & Propeck - 13th, 212
Feb. 5-6	Col. Invite at Guadalajara CC	299	303	305	907	10 of 12	Sambach - 10th, 222
Feb. 27-March 1	Darius Rucker Intercollegiate	307	297	286	890	14 of 17	Valinho - 30th, 220
March 24-25	Liz Murphey Col. Classic*	289	297		586	6 of 15	Sambach - 5th, 142
April 3	Wolfpack Match Play vs. North Carolina					L, 3-2	
April 3	Wolfpack Match Play vs. Florida State					L, 3-1-1	
April 4	Wolfpack Match Play vs. Louisville					W, 3-2	
April 13-14	ACC Championships	288	287	290		4 of 12	Sambach - 1st, 202
May 8-10	NCAA Westfield Regional	287	284	278	849	4 of 12	Sambach - t1st, 203
May 19-21	NCAA Championships	298	293	302	893	24 of 30	Sambach - 54th, 220

* Tournament shortened due to weather

INDIVIDUAL STATISTICS

Player	Events	Rounds	Strokes	Low Avg.	Low Round	54-Hole	Top Finish	Top 10	60s	-Par	Par
Amanda Sambach	10	29	2068	71.31	*65	201	1	5	10	14	5
Celeste Valinho	9	26	1909	73.42	67	209	10	1	2	5	4
Jennifer Cleary	10	26	1914	73.62	67	206	5	1	2	5	5
Megan Propeck	10	27	2001	74.11	68	212	13	0	2	2	2
Riley Smyth	8	22	1648	74.90	69	219	36	0	2	3	3
Rebecca Skoler	6	17	1274	74.94	67	217	29	0	1	1	1
Maline Kraus	2	4	315	78.75	76	231	94	0	0	0	0

* Ties school record

INDIVIDUAL BEST ROUNDS – GROSS SCORE

65	-7	Amanda Sambach	ANNIKA Intercollegiate	9-12-22
66	-6	Amanda Sambach	NCAA Regional	5-9-23
66	-6	Amanda Sambach	ACC Championships	4-13-23
67	-4	Rebecca Skoler	Mercedes-Benz Collegiate	9-19-22
67	-4	Celeste Valinho	Mercedes-Benz Collegiate	9-19-22
67	-4	Amanda Sambach	Mercedes-Benz Collegiate	9-19-22
67	-4	Jennifer Cleary	Mercedes-Benz Collegiate	9-19-22
68	-4	Amanda Sambach	NCAA Regional	5-10-23
68	-4	Celeste Valinho	NCAA Regional	5-10-23
68	-4	Megan Propeck	NCAA Regional	5-10-23
68	-4	Amanda Sambach	ACC Championships	4-14-23
68	-4	Amanda Sambach	ACC Championships	4-13-23
68	-3	Jennifer Cleary	Mercedes-Benz Collegiate	9-19-22
68	-4	Amanda Sambach	ANNIKA Intercollegiate	9-13-22
69	-3	Amanda Sambach	NCAA Regional	5-8-23
69	-2	Megan Propeck	Rucker Intercollegiate	3-1-23
69	-2	Megan Propeck	Stanford Intercollegiate	10-23-22
69	-2	Riley Smyth	Stanford Intercollegiate	10-21-22
69	-2	Riley Smyth	Mercedes-Benz Collegiate	9-20-22
69	-2	Amanda Sambach	Mercedes-Benz Collegiate	9-19-22
70	-2	Amanda Sambach	NCAA Championships	5-19-23

INDIVIDUAL BEST ROUNDS - VS. PAR

-7	65	Amanda Sambach	ANNIKA Intercollegiate	9-12-22
-6	66	Amanda Sambach	NCAA Regional	5-9-23
-6	66	Amanda Sambach	ACC Championships	4-13-23
-4	68	Amanda Sambach	NCAA Regional	5-10-23
-4	68	Celeste Valinho	NCAA Regional	5-10-23
-4	68	Megan Propeck	NCAA Regional	5-10-23
-4	68	Amanda Sambach	ACC Championships	4-14-23
-4	68	Amanda Sambach	ACC Championships	4-13-23
-4	67	Rebecca Skoler	Mercedes-Benz Collegiate	9-19-22
-4	67	Celeste Valinho	Mercedes-Benz Collegiate	9-19-22
-4	67	Amanda Sambach	Mercedes-Benz Collegiate	9-19-22
-4	67	Jennifer Cleary	Mercedes-Benz Collegiate	9-19-22
-4	68	Amanda Sambach	ANNIKA Intercollegiate	9-13-22
-3	69	Amanda Sambach	NCAA Regional	5-8-23
-3	68	Jennifer Cleary	Mercedes-Benz Collegiate	9-19-22
-2	70	Amanda Sambach	NCAA Championships	5-19-23
-2	69	Megan Propeck	Rucker Intercollegiate	3-1-23
-2	69	Riley Smyth	Stanford Intercollegiate	10-21-22
-2	69	Megan Propeck	Stanford Intercollegiate	10-23-22
-2	69	Riley Smyth	Mercedes-Benz Collegiate	9-20-22
-2	69	Amanda Sambach	Mercedes-Benz Collegiate	9-19-22



INDIVIDUAL BEST TOURNAMENTS –

GROSS SCORE (54 HOLES)

202	-14	Amanda Sambach	ACC Championships	4-14-23
203	-13	Amanda Sambach	NCAA Regional	5-10-23
206	-7	Jennifer Cleary	Mercedes-Benz Collegiate	9-20-22
207	-6	Amanda Sambach	Mercedes-Benz Collegiate	9-20-22
207	-9	Amanda Sambach	ANNIKA Intercollegiate	9-14-22
209	-4	Celeste Valinho	Mercedes-Benz Collegiate	9-20-22
212	-4	Celeste Valinho	NCAA Regional	5-10-23
212	-1	Megan Propeck	Stanford Intercollegiate	10-23-22
212	-1	Jennifer Cleary	Stanford Intercollegiate	10-23-22
214	-2	Megan Propeck	NCAA Regional	5-10-23
217	+4	Rebecca Skoler	Mercedes-Benz Collegiate	9-20-22
218	+2	Celeste Valinho	ACC Championships	4-14-23
219	+3	Megan Propeck	ANNIKA Intercollegiate	9-14-22

INDIVIDUAL BEST TOURNAMENTS – VS. PAR

-14	202	Amanda Sambach	ACC Championships	4-14-23
-13	203	Amanda Sambach	NCAA Regional	5-10-23
-9	207	Amanda Sambach	ANNIKA Intercollegiate	9-14-22
-7	206	Jennifer Cleary	Mercedes-Benz Collegiate	9-20-22
-6	207	Amanda Sambach	Mercedes-Benz Collegiate	9-20-22
-4	212	Celeste Valinho	NCAA Regional	5-10-23
-4	209	Celeste Valinho	Mercedes-Benz Collegiate	9-20-22
-2	214	Megan Propeck	NCAA Regional	5-10-23
-1	212	Megan Propeck	Stanford Intercollegiate	10-23-22
-1	212	Jennifer Cleary	Stanford Intercollegiate	10-23-22
+2	218	Celeste Valinho	ACC Championships	4-14-23
+3	219	Megan Propeck	ANNIKA Intercollegiate	9-14-22
+4	217	Rebecca Skoler	Mercedes-Benz Collegiate	9-20-22

TEAM BEST ROUNDS – GROSS SCORE

276	-8	Mercedes-Benz Collegiate	Second Round	9-19-22
277	-7	Mercedes-Benz Collegiate	First Round	9-19-22
278	-10	NCAA Regional	Third Round	5-10-23
282	-2	Stanford Intercollegiate	First Round	10-21-22
283	-1	Mercedes-Benz Collegiate	Third Round	9-20-22
283	-5	ANNIKA Intercollegiate	Second Round	9-13-22
284	-4	NCAA Regional	Second Round	5-9-23
284	-4	ANNIKA Intercollegiate	First Round	9-12-22

TEAM BEST ROUNDS – VS. PAR

-10	278	NCAA Regional	Third Round	5-10-23
-8	276	Mercedes-Benz Collegiate	Second Round	9-19-22
-7	277	Mercedes-Benz Collegiate	First Round	9-19-22
-5	283	ANNIKA Intercollegiate	Second Round	9-13-22
-4	284	NCAA Regional	Second Round	5-9-23
-4	284	ANNIKA Intercollegiate	First Round	9-12-22
-2	282	Stanford Intercollegiate	First Round	10-21-22
-1	287	NCAA Regional	First Round	5-8-23
-1	283	Mercedes-Benz Collegiate	Third Round	9-20-22

TEAM BEST TOURNAMENTS – GROSS SCORE (54 HOLES)

836	-16	Mercedes Benz Collegiate	9-20-22
849	-15	NCAA Regional	5-10-23
855	+3	Stanford Intercollegiate	10-23-22
863	-1	ANNIKA Intercollegiate	9-14-22

TEAM BEST TOURNAMENTS – VS. PAR

-16	836	Mercedes Benz Collegiate	9-20-22
-15	849	NCAA Regional	5-10-23
-1	863	ANNIKA Intercollegiate	9-14-22
+3	855	Stanford Intercollegiate	10-23-22



CAVALIER RECORDS

INDIVIDUAL RECORDS

ANNUAL SCORING LEADERS

Golfer	Year	Rounds	Strokes	Average
Leah Wigger	2003-04	25	1920	76.80
Leah Wigger	2004-05	34	2520	74.12
Leah Wigger	2005-06	34	2491	73.26
Leah Wigger	2006-07	30	2199	73.30
Lene Krog	2007-08	34	2542	74.77
Whitney Neuhauser	2008-09	31	2276	73.42
Brittany Altomare	2009-10	34	2500	73.53
Brittany Altomare	2010-11	34	2488	73.18
Brittany Altomare	2011-12	33	2429	73.61
Brittany Altomare	2012-13	30	2167	72.23
Lauren Coughlin	2013-14	31	2313	74.61
Lauren Diaz-Yi	2014-15	33	2416	73.21
Lauren Coughlin	2015-16	34	2463	72.44
Anna Redding	2016-17	27	2017	74.70
Anna Redding	2017-18	32	2340	73.13
Anna Redding	2018-19	33	2404	72.85
Virginia Bossi	2019-20	18	1314	73.00
Beth Lillie	2021	26	1892	72.77
Amanda Sambach	2021-22	34	2477	72.85
Amanda Sambach	2022-23	29	2068	71.31

LOW ROUNDS

Overall	65	Amanda Sambach, ANNIKA Intercollegiate, 2022-23 Lauren Coughlin, UCF Challenge, 2014-15
Overall vs. Par	-7	manda Sambach, ANNIKA Intercollegiate, 2022-23 Lauren Coughlin, UCF Challenge, 2014-15
By a Freshman	67	Beth Lillie, NCAA Regional, 2017-18 67 Beth Lillie, Landfall Tradition, 2017-18
By a Freshman vs. Par	-5	Beth Lillie, NCAA Regional, 2017-18 -5 Beth Lillie, Landfall Tradition, 2017-18
By a Sophomore	65	Amanda Sambach, ANNIKA Intercollegiate, 2022-23
By a Sophomore vs. Par	-7	Amanda Sambach, ANNIKA Intercollegiate, 2022-23
By a Junior	65	Lauren Coughlin, UCF Challenge, 2014-15
By a Junior vs. Par	-7	Lauren Coughlin, UCF Challenge, 2014-15
By a Senior	66	Beth Lillie, Moon Golf Invitational, 2021-22 66 Anna Redding, Tar Heel Classic, 2018-19 66 Lauren Coughlin, ACC Championships, 2016 66 Lauren Coughlin, Mason Rudolph, 2015-16
By a Senior vs. Par	-6	Beth Lillie, Moon Golf Invitational, 2021-22 -6 Anna Redding, Tar Heel Classic, 2018-19 -6 Lauren Coughlin, ACC Championships, 2016 -6 Lauren Coughlin, Mason Rudolph, 2015-16
In a First Round	65	Amanda Sambach, ANNIKA Intercollegiate, 2022-23
In a Second Round	65	Lauren Coughlin, UCF Challenge, 2014-15
In a Third Round	67	Riley Smyth, UCF Challenge, 2021-22 67 Anna Redding, Mason Rudolph, 2017-18 67 Lauren Coughlin, Landfall Tradition, 2015-16 67 Elizabeth Szokol, NCAA Regional, 2015-16 67 Briana Mao, ACC Championships, 2014-15 67 Calle Nielson, Tar Heel Invitational, 2010-11
In a Fourth Round	69	Leah Wigger, NCAA Champ., 2004-05
In the NCAA Tourney	66	Portland Rosen, NCAA Championships, 2011-12
vs. Par	-6	Portland Rosen, NCAA Championships, 2011-12
In the ACC Tourney	66	Amanda Sambach, ACC Championships, 2023 Lauren Coughlin, ACC Championships, 2016
vs. Par	-6	Amanda Sambach, ACC Championships, 2023 Lauren Coughlin, ACC Championships, 2016

LOW TOURNAMENTS

Overall (72 holes)	287	Leah Wigger, NCAA Champ., 2004-05
vs. Par (72 holes)	E	Beth Lillie, NCAA Champ., 2021
Overall (54 holes)	202	Amanda Sambach, ACC Championships, 2022-23
vs. Par (54 holes)	-14	Amanda Sambach, ACC Championships, 2022-23
Overall (36 holes)	133	Amanda Sambach, ANNIKA Intercollegiate, 2022-23
vs. Par (36 holes)	-11	Amanda Sambach, ANNIKA Intercollegiate, 2022-23
By a Freshman	212	Amanda Sambach, UCF Challenge, 2021-22 Lyberty Anderson, ACC Champ., 2014-15 Brittany Altomare, ACC Champ., 2009-10
By a Freshman vs. Par	-4	Lyberty Anderson, ACC Champ., 2014-15
By a Sophomore	202	Amanda Sambach, ACC Championships, 2022-23
vs. Par	-14	Amanda Sambach, ACC Championships, 2022-23
By a Junior	206	Jennifer Cleary, Mercedes-Benz Col., 2022-23
vs. Par	-8	Whitney Neuhauser, Cougar Classic, 2008-09
By a Senior	205	Lauren Coughlin, Mason Rudolph, 2015-16
vs. Par (54 holes)	-11	Lauren Coughlin, Mason Rudolph, 2015-16
In the NCAA Tourney	287	Leah Wigger, NCAA Champ., 2004-05
vs. Par	E	Beth Lillie, NCAA Champ., 2021
In the ACC Tourney	202	Amanda Sambach, ACC Championships, 2022-23
vs. Par	-14	Amanda Sambach, ACC Championships, 2022-23

SINGLE SEASON BESTS

Stroke Average		
By a Freshman	72.85	Amanda Sambach, 2021-22
By a Sophomore	71.31	Amanda Sambach, 2022-23
By a Junior	73.13	Anna Redding, 2017-18
By a Senior	72.23	Brittany Altomare, 2012-13
Tourneys Played	12	Beth Lillie, 2018-19 12 Katharine Patrick, 2018-19 12 Brittany Altomare, 2009-10 12 Calle Nielson, 2009-10 12 Nicole Agnello, 2009-10
Rounds Played	35	Beth Lillie, 2018-19 35 Katharine Patrick, 2018-19
Rounds in the 60s	10	Amanda Sambach, 2022-23
Rounds Below Par	14	Amanda Sambach, 2022-23 Lauren Diaz-Yi, 2014-15
Rds of Par or Better	19	Amanda Sambach, 2022-23
Top-10 Finishes	10	Leah Wigger, 2005-06
Rounds Counted	34 (of 34)	Brittany Altomare, 2009-10 34 (of 34) Nicole Agnello, 2009-10 34 (of 34) Leah Wigger, 2004-05
Rds Counted by Pct. (min. 25)	1.000	(34 of 34) Brittany Altomare, 2009-10 (34 of 34) Nicole Agnello, 2009-10 (34 of 34) Leah Wigger, 2004-05 (30 of 30) Brittany Altomare, 2012-13 (30 of 30) Leah Wigger, 2004-05 (25 of 25) Rachel Smith, 2003-04

CAREER BESTS

Stroke Average	72.14	Amanda Sambach (2021-present)
Tournaments Played	49	Beth Lillie, 2017-22
Rounds Played	142	Beth Lillie, 2017-22
Rounds in the 60s	18	Beth Lillie, 2017-22
Rounds Below Par	39	Beth Lillie, 2017-22
Rounds of Par or Better	56	Beth Lillie, 2017-22
Top-10 Finishes	19	Brittany Altomare, 2009-13
Pct. of Rds at Par or Better	.523	Amanda Sambach (2021-present)
Pct. of Rds Under Par	.381	Amanda Sambach (2021-present)
Pct. of Finishes in Top-10	.432	Leah Wigger, 2003-2007
Pct. of Rounds in the 60s.	.222	Amanda Sambach (2021-present)



INDIVIDUAL BESTS

TOURNAMENT MEDALISTS

Year	Name	Tournament	Scores
2003-04	Leah Wigger	vs. Richmond	74
2004-05	Rachel Smith	Cougar Classic	74-70-68-214
2006-07	Leah Wigger	Liz Murphey Classic	72-72-71-215
2008-09	Calle Nielson	LSU Classic	67-71-71-209
2009-10	Calle Nielson	Tri-Match @ Ironwood	72-72-144
2009-10	Calle Nielson	NCAA West Regional	72-71-71-214
2010-11	Brittany Altomare	Golfweek Challenge	69-73-70-212
2010-11	Brittany Altomare*	Landfall Tradition	70-68-75-213
2012-13	Briana Mao	UCF Challenge	70-69-73-212
2012-13	Brittany Altomare	ACC Championship	71-70-76-217
2014-15	Lauren Diaz-Yi	Tar Heel Invitational	70-69-70-209
2014-15	Lauren Diaz-Yi	UCF Challenge	70-68-69-207
2015-16	Lauren Coughlin	ACC Championships	66-71-70-207
2017-18	Beth Lillie*	The Landfall Tradition	68-67-135
2018-19	Anna Redding	Mary Fossum Invit.	69-68-70-207
2021	Beth Lillie	The Match at Spring Creek	71
2022-23	Amanda Sambach	ANNIKA Intercollegiate	65-68-74-207
2022-23	Amanda Sambach	ACC Championships	68-66-68-202
2022-23	Amanda Sambach	NCAA Westfield Regional	69-66-68-203

*Co-medalist

ALL-TIME SINGLE ROUND SCORES

No.	Score	Name	Year	Tournament	Rd	vs. Par
1.	65	Amanda Sambach	2022-23	ANNIKA Intercol	1	-7
	65	Lauren Coughlin	2014-15	UCF Challenge	2	-7
3.	66	Amanda Sambach	2022-23	NCAA Regional	2	-6
	66	Amanda Sambach	2022-23	ACC Championships	2	-6
	66	Beth Lillie	2021-22	Moon Golf Invit.	2	-6
	66	Anna Redding	2018-19	Tar Heel Invit.	1	-6
	66	Lauren Coughlin	2015-16	ACC Champ	1	-6
	66	Lauren Coughlin	2015-16	Mason Rudolph	1	-6
	66	Portland Rosen	2011-12	NCAA Champ	1	-6

ALL-TIME TOURNAMENT SCORES

No.	Score	Name	Year	Tournament	vs. Par	Scores
1.	202	Amanda Sambach	2022-23	ACC Championships	-14	68-66-68
	203	Amanda Sambach	2022-23	NCAA Regional	-13	69-66-68
	205	Lauren Coughlin	2015-16	Mason Rudolph	-11	66-71-68
4.	206	Jennifer Cleary	2022-23	Mercedes-Benz Col.	-7	67-68-71
	206	Briana Mao	2014-15	ACC Champ	-10	68-71-67
6.	207	Amanda Sambach	2022-23	Mercedes-Benz Col.	-6	67-69-71
	207	Amanda Sambach	2022-23	ANNIKA Intercol.	-9	65-68-74
	207	Anna Redding	2018-19	Mary Fossum Invit.	-9	69-68-70
	207	Anna Redding	2017-18	Tar Heel Invit.	-9	70-68-69
	207	Lauren Coughlin	2015-16	ACC Champ	-9	66-71-70
	207	Lauren Diaz-Yi	2014-15	UCF Challenge	-9	70-68-69

SEASON STROKE AVERAGES

No.	Name	Year	Rds	Strokes	Avg.
1.	Amanda Sambach	2022-23	29	2068	71.31
2.	Brittany Altomare	2012-13	30	2167	72.23
3.	Lauren Coughlin	2015-16	34	2463	72.44
4.	Beth Lillie	2021	26	1892	72.77
5.	Amanda Sambach	2021-22	34	2477	72.85
6.	Anna Redding	2018-19	33	2404	72.85
7.	Virginia Bossi	2019-20	18	1314	73.00
8.	Anna Redding	2017-18	32	2340	73.13
9.	Brittany Altomare	2010-11	34	2488	73.18
10.	Jennifer Cleary	2021-22	31	2269	73.19

TOP FRESHMEN SCORING AVERAGES

(Min. 15 Rounds)

No.	Name	Year	Rds	Strokes	Avg.
1.	Amanda Sambach	2021-22	32	2477	72.85
2.	Virginia Bossi	2019-20	18	1314	73.00
3.	Beth Lillie	2017-18	32	2351	73.47
4.	Brittany Altomare	2009-10	34	2500	73.53
5.	Jennifer Cleary	2021	22	1629	74.05
6.	Anna Redding	2015-16	28	2095	74.82
7.	Haeley Wotnosky	2019-20	18	1348	74.89
8.	Lauren Diaz-Yi	2013-14	34	2547	74.91
8.	Briana Mao	2011-12	24	1799	74.96
9.	Morgan Gonzales	2015-16	34	2550	75.00
10.	Calle Nielson	2007-08	30	2252	75.07

TOURNAMENTS PLAYED

No.	Name	Year	Rds	Tourneys
1.	Beth Lillie	2018-19	35	12
	Katharine Patrick	2018-19	35	12
	Brittany Altomare	2009-10	34	12
	Nicole Agnello	2009-10	34	12
	Calle Nielson	2009-10	34	12
6.	Multiple players			11



Amanda Sambach won three tournaments in 2022-23 including the ANNIKA Intercollegiate

**ROUNDS PLAYED**

No.	Name	Year	Tourneys	Rds
1.	Beth Lillie	2018-19	12	35
	Katharine Patrick	2018-19	12	35
3.	Amanda Sambach	2021-22	11	34
	Beth Lillie	2021-22	11	34
	Lauren Coughlin	2015-16	11	34
	Elizabeth Szokol	2015-16	11	34
	Morgan Gonzales	2015-16	11	34
	Briana Mao	2013-14	11	34
	Lauren Diaz-Yi	2013-14	11	34
	Portland Rosen	2013-14	11	34
	Brittany Altomare	2010-11	11	34
	Calle Nielson	2010-11	11	34
	Brittany Altomare	2009-10	12	34
	Nicole Agnello	2009-10	12	34
	Calle Nielson	2009-10	12	34
	Leah Wigger	2004-05	11	34
	Rachel Smith	2004-05	11	34
	Sally Shonk	2004-05	11	34
	Lauren Mielbrecht	2004-05	11	34
	Leah Wigger	2005-06	11	34
	Lene Krog	2007-08	11	34

ROUNDS IN THE 60S

No.	Name	Year	Rds	60s
1.	Amanda Sambach	2022-23	29	10
2.	Beth Lillie	2017-18	32	7
3.	Jennifer Cleary	2021-22	31	6
	Beth Lillie	2018-19	35	6
	Lauren Gonzales	2015-16	34	6
	Brittany Altomare	2010-11	34	6
	Whitney Neuhauser	2008-09	31	6
8.	Beth Lillie	2021-22	34	5
	Riley Smyth	2019-20	18	5
	Anna Redding	2018-19	33	5
	Elizabeth Szokol	2015-16	34	5
	Lauren Diaz-Yi	2014-15	33	5

ROUNDS UNDER PAR

No.	Name	Year	Rds	-Par
1.	Amanda Sambach	2022-23	29	14
	Lauren Diaz-Yi	2014-15	33	14
3.	Anna Redding	2017-18	32	12
4.	Lauren Coughlin	2015-16	34	12
	Elizabeth Szokol	2015-16	34	12
6.	Anna Redding	2018-19	33	11
	Beth Lillie	2018-19	35	11
	Brittany Altomare	2012-13	30	11
9.	Amanda Sambach	2021-22	34	10
	Brittany Altomare	2011-12	33	10

ROUNDS OF PAR OR BETTER

No.	Name	Year	Rds	Par or Better
1.	Amanda Sambach	2022-23	29	19
2.	Lauren Coughlin	2015-16	34	18
3.	Beth Lillie	2018-19	35	17
4.	Anna Redding	2018-19	33	16
	Lauren Diaz-Yi	2014-15	33	16
	Brittany Altomare	2012-13	30	16
7.	Calle Nielson	2009-10	34	15
8.	Amanda Sambach	2021-22	34	14
	Anna Redding	2017-18	32	14
10.	Jennifer Cleary	2021-22	31	13
	Elizabeth Szokol	2015-16	34	13
	Brittany Altomare	2011-12	33	13

TOP-10 FINISHES

No.	Name	Year	Tourneys	Finishes
1.	Leah Wigger	2005-06	11	10
2.	Lauren Coughlin	2015-16	11	6
	Brittany Altomare	2012-13	10	6
	Calle Nielson	2008-09	11	6
	Leah Wigger	2006-07	10	6
	Leah Wigger	2004-05	11	6
7.	Amanda Sambach	2022-23	10	5
	Jennifer Cleary	2021-22	10	5
	Anna Redding	2018-19	11	5
	Beth Lillie	2018-19	12	5
	Brittany Altomare	2011-12	11	5
	Jennie Arseneault	2008-09	9	5

**INDIVIDUAL BESTS
ACC CHAMPIONSHIPS****All-Time Single Round Scores**

No.	Score	Name	Year	Rd	vs. Par
1.	66	Amanda Sambach	2022-23	2	-6
	66	Lauren Coughlin	2015-16	1	-6
3.	67	Beth Lillie	2018-19	3	-6
	67	Briana Mao	2014-15	3	-5
5.	68	Amanda Sambach	2022-23	3	-4
	68	Amanda Sambach	2022-23	1	-4
	68	Lauren Diaz-Yi	2014-15	2	-4
	68	Briana Mao	2014-15	1	-4
	68	Lyberty Anderson	2014-15	1	-4
	68	Whitney Neuhauser	2008-09	3	-3
	68	Rachel Smith	2006-07	1	-4

ACC CHAMPIONSHIPS**ALL-TIME TOURNAMENT SCORES**

No.	Score	Name	Year	vs. Par	Scores
1.	202	Amanda Sambach	2022-23	-14	68-66-68
	206	Briana Mao	2014-15	-10	68-71-67
3.	207	Lauren Coughlin	2015-16	-9	66-71-70
4.	210	Lauren Diaz-Yi	2014-15	-6	72-68-70
	210	Lauren Coughlin	2014-15	-6	72-69-69
6.	212	Lyberty Anderson	2014-15	-4	68-71-73
	212	Calle Nielson	2009-10	-1	70-73-69
	212	Brittany Altomare	2009-10	-1	72-69-71
9.	214	Lauren Diaz-Yi	2015-16	-2	71-70-73
10.	215	Amanda Sambach	2021-22	-1	70-72-73



INDIVIDUAL BESTS NCAA REGIONALS

All-Time Single Round Scores

No.	Score	Name	Year	Site	Rd	vs. Par
1.	66	Amanda Sambach	2022-23	Westfield	2	-6
2.	67	Jennifer Cleary	2021-22	Ann Arbor	2	-4
	67	Beth Lillie	2017-18	Madison	1	-5
	67	Elizabeth Szokol	2015-16	Stanford	3	-4
	67	Leah Wigger	2004-05	East	2	-3
6.	68	Amanda Sambach	2022-23	Westfield	3	-4
	68	Celeste Valinho	2022-23	Westfield	3	-4
	68	Megan Propeck	2022-23	Westfield	3	-4
	68	Anna Redding	2018-19	Alabama	3	-4
	68	Beth Lillie	2018-19	Alabama	2	-4
	68	Joy Kim	2007-08	East	3	-4
	68	Rachel Smith	2006-07	East	3	-4

All-Time Tournament Scores

No.	Score	Name	Year	Site	vs. Par	Scores
1.	203	Amanda Sambach	2022-23	Westfield	-13	69-66-68
	209	Elizabeth Szokol	2015-16	Stanford	-4	73-69-67
3.	210	Leah Wigger	2004-05	East	E	70-67-73
4.	212	Celeste Valinho	2022-23	Westfield	-4	72-72-68
	213	Beth Lillie	2017-18	Madison	-3	67-73-73
	213	Katharine Patrick	2017-18	Madison	-3	69-73-71
	213	Leah Wigger	2006-07	East	-3	71-69-73
8.	214	Megan Propeck	2022-23	Westfield	-2	73-73-68
	214	Lauren Coughlin	2013-14	East	-2	70-72-72
	214	Calle Nielson	2009-10	West	+1	72-71-71
	214	Rachel Smith	2006-07	East	-2	72-74-68

INDIVIDUAL BESTS NCAA CHAMPIONSHIPS

All-Time Single Round Scores

No.	Score	Name	Year	Round	vs. Par
1.	66	Portland Rosen	2011-12	1	-6
2.	67	Briana Mao	2013-14	4	-3
3.	68	Lauren Coughlin	2015-16	3	-4
4.	69	Beth Lillie	2021-22	2	-3
	69	Morgan Gonzales	2015-16	4	-3
	69	Brittany Altomare	2010-11	1	-3
	69	Leah Wigger	2004-05	4	-2
8.	70	Amanda Sambach	2022-23	1	-2
	70	Beth Lillie	2021	4	-2
	70	Anna Redding	2018-19	2	-3
	70	Anna Redding	2017-18	3	-2
	70	Elizabeth Szokol	2015-16	4	-2
	70	Lauren Diaz-Yi	2015-16	4	-2
	70	Lauren Diaz-Yi	2015-16	3	-2
	70	Elizabeth Szokol	2015-16	2	-2
	70	Lauren Coughlin	2013-14	4	E
	70	Briana Mao	2013-14	3	E
	70	Brittany Altomare	2009-10	4	-2
	70	Nicole Agnello	2009-10	2	-2
	70	Brittany Altomare	2009-10	1	-2
	70	Lene Krog	2007-08	1	-2

ALL-TIME TOURNAMENT SCORES

No.	Score	Name	Year	vs. Par	Scores
1.	287	Leah Wigger	2004-05	+3	73-72-73-69
2.	288	Beth Lillie	2021	E	72-74-72-70
3.	288	Lauren Coughlin	2015-16	E	72-72-68-76
	288	Lauren Diaz-Yi	2013-14	+8	71-71-75-71
5.	289	Elizabeth Szokol	2015-16	+1	75-70-74-70
	289	Brittany Altomare	2009-10	+1	70-75-74-70
7.	290	Brittany Altomare	2010-11	+2	69-75-72-74
8.	291	Beth Lillie	2021-22	+3	73-69-75-74
	291	Lauren Diaz-Yi	2015-16	+3	74-77-70-70
	291	Portland Rosen	2011-12	+3	66-75-74-76



Lauren Coughlin



CAREER RECORDS

TOURNAMENTS PLAYED

No.	Name	Years	Tournaments
1.	Beth Lillie	2017-2022	49
2.	Brittany Altomare	2009-2013	44
	Calle Nielson	2007-2011	44
4.	Morgan Gonzales	2015-2019	41
	Leah Wigger	2003-2007	41
6.	Anna Redding	2015-2019	40
	Rachel Smith	2003-2007	40
8.	Riley Smyth	2018-2023	39
	Lauren Diaz-Yi	2013-2017	39
	Briana Mao	2011-2015	39
	Portland Rosen	2010-2014	39

ROUNDS PLAYED

No.	Name	Years	Rounds
1.	Beth Lillie	2017-2022	142
2.	Brittany Altomare	2009-2013	131
3.	Calle Nielson	2007-2011	129
4.	Leah Wigger	2003-2007	123
5.	Morgan Gonzales	2015-2019	122
6.	Anna Redding	2015-2019	120
	Portland Rosen	2010-2014	120
8.	Lauren Diaz-Yi	2013-2017	119
	Rachel Smith	2003-2007	119
10.	Briana Mao	2011-2015	118

ROUNDS IN THE 60S

No.	Name	Years	Rds	60s
1.	Beth Lillie	2017-2022	142	19
2.	Amanda Sambach	2021-present	63	14
3.	Riley Smyth	2018-2023	111	13
4.	Brittany Altomare	2009-2013	131	12
5.	Anna Redding	2015-2019	120	11
6.	Calle Nielson	2007-2011	129	10
7.	Jennifer Cleary	2021-present	79	9
	Lauren Coughlin	2012-2016	104	9
9.	Elizabeth Szokol	2014-2016	125	8
	Briana Mao	2011-2015	85	7
	Lauren Diaz-Yi	2013-2017	119	7

ROUNDS UNDER PAR

No.	Name	Years	Rds	-Par
1.	Beth Lillie	2017-2022	142	39
2.	Brittany Altomare	2009-2013	131	38
3.	Lauren Diaz-Yi	2013-2017	119	28
4.	Anna Redding	2015-2019	120	27
	Calle Nielson	2007-2011	129	27
6.	Amanda Sambach	2021-present	63	24
7.	Lauren Coughlin	2012-2016	104	23
8.	Riley Smyth	2018-2023	111	21
9.	Elizabeth Szokol	2014-2016	67	20
10.	Jennifer Cleary	2021-present	79	19
	Katharine Patrick	2015-2019	103	19

ROUNDS OF PAR OR BETTER

No.	Name	Years	Rds	Par or Better
1.	Beth Lillie	2017-2022	142	56
2.	Brittany Altomare	2009-2013	131	52
3.	Calle Nielson	2007-2011	129	42
4.	Anna Redding	2015-2019	120	40
5.	Lauren Coughlin	2012-2016	104	34
6.	Amanda Sambach	2021-present	63	33
	Riley Smyth	2018-2023	111	33
8.	Jennifer Cleary	2021-present	79	32
9.	Briana Mao	2011-2015	118	31
10.	Lauren Diaz-Yi	2013-2017	95	28

TOP-10 FINISHES

No.	Name	Years	Tourneys	Finishes
1.	Brittany Altomare	2009-2013	44	19
2.	Leah Wigger	2003-2007	41	18
3.	Beth Lillie	2017-2022	49	17
	Calle Nielson	2007-2011	44	17
5.	Anna Redding	2015-2019	40	10
	Lauren Coughlin	2012-2016	44	10
	Jennie Arseneault	2005-2009	30	10
8.	Amanda Sambach	2021-present	21	9
9.	Riley Smyth	2018-2023	39	8
	Briana Mao	2011-2015	39	8
	Jennifer Cleary	2021-present	28	8

CAREER STROKE AVERAGE

(Min. 40 rounds)

No.	Name	Years	Rds	Strokes	Avg.
1.	Amanda Sambach	2021-present	63	4545	72.14
2.	Brittany Altomare	2009-2013	131	9580	73.13
3.	Beth Lillie	2017-2022	142	10,439	73.51
4.	Jennifer Cleary	2021-present	79	5812	73.57
5.	Elizabeth Szokol	2014-2016	67	4939	73.72
6.	Anna Redding	2015-2019	120	8856	73.80
7.	Virginia Bossi	2019-present	49	3619	73.86
	Lauren Coughlin	2012-2016	104	7681	73.86
9.	Calle Nielson	2007-2011	129	9574	74.22
	Leah Wigger	2003-2007	123	9130	74.22

PCT. OF ROUNDS OF PAR OR BETTER

(Min. 15 total)

No.	Name	Years	Rds	Total	Pct.
1.	Amanda Sambach	2021-present	63	33	.524
2.	Jennifer Cleary	2021-present	79	32	.405
3.	Brittany Altomare	2009-2013	131	52	.397
4.	Beth Lillie	2017-2022	142	56	.394
5.	Virginia Bossi	2019-present	49	18	.367
6.	Elizabeth Szokol	2014-2016	67	23	.343
7.	Anna Redding	2015-2019	120	40	.333
8.	Lauren Coughlin	2013-2016	104	34	.327
9.	Calle Nielson	2007-2011	129	42	.326
10.	Riley Smyth	2018-2023	111	33	.297

PCT. OF ROUNDS UNDER PAR

(Min. of 10 rounds under par)

No.	Name	Years	Rds	Total	Pct.
1.	Amanda Sambach	2021-present	63	24	.381
2.	Elizabeth Szokol	2014-2016	67	20	.299
3.	Brittany Altomare	2009-2013	131	38	.288
4.	Beth Lillie	2017-2022	142	39	.275
5.	Jennifer Cleary	2021-present	79	19	.241
6.	Lauren Diaz-Yi	2014-2017	119	28	.235
7.	Anna Redding	2015-2019	120	27	.225
8.	Lauren Coughlin	2013-2016	104	23	.221
9.	Calle Nielson	2007-2011	129	27	.209
10.	Riley Smyth	2018-2023	111	21	.189



ANNUAL LEADERS

ROUNDS

Year	Player	No.
2003-04	Leah Wigger	25
	Sally Shonk	25
	Lindsay Robinson	25
	Rachel Smith	25
2004-05	Leah Wigger	34
	Sally Shonk	34
	Lauren Mielbrecht	34
	Rachel Smith	34
2005-06	Leah Wigger	34
2006-07	Leah Wigger	30
	Rachel Smith	30
2007-08	Lene Krog	34
2008-09	Whitney Neuhauser	31
	Calle Nielson	31
2009-10	Brittany Altomare	34
	Calle Nielson	34
	Nicole Agnello	34
2010-11	Brittany Altomare	34
	Calle Nielson	34
2011-12	Brittany Altomare	33
2012-13	Brittany Altomare	30
	Portland Rosen	30
	Elizabeth Brightwell	30
2013-14	Briana Mao	34
	Lauren Diaz-Yi	34
	Portland Rosen	34
2014-15	Lauren Diaz-Yi	33
	Briana Mao	33
	Lauren Coughlin	33
	Elizabeth Szokol	33
2015-16	Lauren Coughlin	34
	Elizabeth Szokol	34
	Morgan Gonzales	34
2016-17	Anna Redding	27
2017-18	Anna Redding	32
	Beth Lillie	32
	Katharine Patrick	32
	Morgan Gonzales	32
	Julia Ford	32
2018-19	Beth Lillie	35
	Katharine Patrick	35
2019-20	Virginia Bossi	18
	Riley Smyth	18
	Haeley Wotnosky	18
	Beth Lillie	18
2021	Beth Lillie	26
2021-22	Amanda Sambach	34
	Beth Lillie	34
2022-23	Amanda Sambach	29

STROKE AVERAGE

Year	Player	Avg.
2003-04	Leah Wigger	76.80
2004-05	Leah Wigger	74.12
2005-06	Leah Wigger	73.26
2006-07	Leah Wigger	73.30
2007-08	Lene Krog	74.77
2008-09	Whitney Neuhauser	73.42
2009-10	Brittany Altomare	73.53
2010-11	Brittany Altomare	73.18
2011-12	Brittany Altomare	73.61
2012-13	Brittany Altomare	72.23
2013-14	Lauren Coughlin	74.61
2014-15	Lauren Diaz-Yi	73.21
2015-16	Lauren Coughlin	72.44
2016-17	Anna Redding	74.70
2017-18	Anna Redding	73.13
2018-19	Anna Redding	72.85
2019-20	Virginia Bossi	73.00
2021	Beth Lillie	72.77
2021-22	Amanda Sambach	72.85
2022-23	Amanda Sambach	71.31

ROUNDS IN THE 60S

Year	Player	No.
2003-04	None	
2004-05	Leah Wigger	3
2005-06	Leah Wigger	1
2006-07	Rachel Smith	2
2007-08	Joy Kim	2
2008-09	Whitney Neuhauser	6
2009-10	Calle Nielson	3
2010-11	Brittany Altomare	6
2011-12	Brittany Altomare	2
2012-13	Brittany Altomare	2
	Briana Mao	2
2013-14	Elizabeth Brightwell	2
2014-15	Lauren Diaz-Yi	5
2015-16	Lauren Coughlin	6
2016-17	Anna Redding	2
2017-18	Beth Lillie	7
2018-19	Beth Lillie	6
2019-20	Riley Smyth	5
2021	Riley Smyth	3
2021-22	Jennifer Cleary	6
2022-23	Amanda Sambach	10

ROUNDS OF PAR OR BETTER

Year	Player	No.
2003-04	Leah Wigger	3
2004-05	Leah Wigger	8
2005-06	Leah Wigger	7
2006-07	Leah Wigger	12
2007-08	Lene Krog	9
2008-09	Whitney Neuhauser	11
2009-10	Calle Nielson	15
2010-11	Brittany Altomare	11
2011-12	Brittany Altomare	13
2012-13	Brittany Altomare	16
2013-14	Briana Mao	8
2014-15	Lauren Diaz-Yi	16
2015-16	Lauren Coughlin	18
2016-17	Anna Redding	9
2017-18	Anna Redding	14
2018-19	Beth Lillie	17
2019-20	Virginia Bossi	9
2021	Beth Lillie	16
2021-22	Amanda Sambach	14
2022-23	Amanda Sambach	19

TOP-10 FINISHES

Year	Player	No.
2003-04	Leah Wigger	2
	Rachel Smith	2
2004-05	Leah Wigger	6
2005-06	Leah Wigger	10
2006-07	Leah Wigger	6
2007-08	Calle Nielson	4
2008-09	Calle Nielson	6
2009-10	Brittany Altomare	4
	Calle Nielson	4
2010-11	Brittany Altomare	4
2011-12	Brittany Altomare	5
2012-13	Brittany Altomare	6
2013-14	Lauren Coughlin	2
	Elizabeth Brightwell	2
2014-15	Lauren Diaz-Yi	4
2015-16	Lauren Coughlin	6
2016-17	None	
2017-18	Anna Redding	3
	Beth Lillie	3
	Katharine Patrick	3
2018-19	Anna Redding	5
	Beth Lillie	5
2019-20	Riley Smyth	3
2021	Beth Lillie	5
2021-22	Jennifer Cleary	5
2022-23	Amanda Sambach	5

**ALL-TIME CAREER STATISTICS**

(listed alphabetically)

Player	Events	Rds	Strokes	Avg.	Low Rd	Low-54 Hole	Top Finish	Top 10	60s	-Par	Par
Nicole Agnello (2009-2013)	33	97	7405	76.34	68	218	6	2	2	5	4
Brittany Altomare (2009-2013)	44	131	9580	73.13	67	210	1	19	12	38	14
Lyberty Anderson (2014-2016)	13	39	2991	76.69	68	212	7	1	1	5	0
Jennie Arseneault (2005-2009)	30	91	6852	75.30	68	217	5	10	1	11	8
Ju Hee Bae (2014-2018)	5	15	1185	79.00	75	230	60	0	0	0	0
Virginia Bossi (2019-2022)	17	49	3619	73.86	70	214	2	3	0	9	9
Elizabeth Brightwell (2010-2014)	34	101	7671	75.95	68	216	4	4	4	9	5
Jennifer Cleary (2021-present)	28	79	5812	73.57	67	206	4	8	9	19	13
Eleana Collins (2009-2011)	9	25	1924	76.96	71	225	19	0	0	1	1
Rachel Corry (2016-present)	2	6	468	78.00	73	227	60	0	0	0	0
Lauren Coughlin (2012-2016)	34	104	7681	73.86	65	205	1	10	10	23	11
Lauren Diaz-Yi (2013-2017)	41	119	8837	74.26	68	207	1	7	6	28	6
Evie Dole (2013-2014)	2	6	479	79.83	72	229	29	0	0	0	1
Julia Ford (2016-20)	32	94	7243	77.05	70	217	17	0	0	6	1
Michele Graham (2004-05)	1	1	89	89.00	89	na	12	0	0	0	0
Melissa Edmondson (2010-2012)	2	6	464	77.33	74	225	63	0	0	0	0
Morgan Gonzales (2015-2019)	41	122	9172	75.18	69	216	11	0	2	9	6
Lauren Greenlief (2009-2012)	21	63	4879	77.44	70	221	9	1	0	3	6
Kate Harper (2017-present)	4	3	991	82.58	75	234	73	0	0	0	0
Maho Hayakawa (2014-2018)	11	33	2572	77.94	69	216	13	0	1	2	0
Alex Hershberger (2012-2016)	9	27	2081	77.07	70	221	24	0	0	1	2
Lyndsey Hunnell (2014-2018)	1	3	236	79.67	77	236	60	0	0	0	0
Joy Kim (2007-2011)	31	92	7056	76.70	68	218	6	3	3	4	5
Sarah Kolodzik (2014-2018)	6	18	1389	77.26	73	224	37	0	0	0	0
Maline Kraus (2022-present)	2	4	315	78.75	76	231	94	0	0	0	0
Lene Krog (2007-2009)	20	60	4491	74.85	70	215	4	3	0	6	6
Beth Lillie (2017-present)	49	142	10,439	73.51	66	208	1	17	19	39	17
Briana Mao (2011-2015)	39	118	8792	74.51	67	206	1	8	7	17	14
Kaira Martin (2011-2015)	7	21	1645	78.33	74	226	43	0	0	0	0
Ashley Mayo (2003-2007)	9	25	2085	83.40	79	243	22	0	0	0	0
Kira Mayo (2003-2007)	9	24	2038	84.92	79	242	34	0	0	0	0
Lauren Mielbrecht (2004-2007)	24	73	5615	76.92	70	218	6	4	0	3	2
Whitney Neuhauser (2006-2010)	36	104	7992	76.85	67	208	2	6	6	10	6
Calle Nielson (2007-2011)	44	129	9574	74.22	67	209	1	17	10	27	15
Katharine Patrick (2015-2019)	35	103	7702	74.78	68	213	5	5	6	19	6
Megan Propeck (2022-present)	10	27	2001	74.11	68	212	13	0	2	2	2
Anna Redding (2015-2019)	40	120	8856	73.80	66	207	1	10	11	27	13
Lindsay Robinson (2003-2007)	28	79	6303	79.78	71	226	8	1	0	1	0
Portland Rosen (2010-2014)	39	120	9062	75.52	66	211	2	4	3	7	7
Amanda Sambach (2022-present)	21	63	4545	72.14	65	202	1	9	14	24	9
Sally Shonk (2003-2007)	28	79	6173	78.14	71	225	6	1	0	1	1
Kristin Simpson (2005-2009)	24	66	5121	77.59	68	222	19	2	1	2	0
Rebecca Skoler (2021-present)	12	32	2394	74.81	67	209	9	1	3	4	1
Sky Sload (2021-present)	1	1	74	74.00	74	na	4	1	0	0	0
Rachel Smith (2003-2007)	40	119	9136	76.77	68	214	5	3	2	5	6
Riley Smyth (2018-present)	39	111	8268	74.49	67	210	3	8	13	21	12
Elizabeth Szokol (2014-2016)	22	67	2939	73.72	67	209	1	6	8	20	3
Carly Truitt (2005-2010)	21	62	4801	77.44	74	222	6	1	0	2	0
Celeste Valinho (2019-present)	30	87	6486	74.55	67	209	3	4	6	13	11
Leah Wigger (2003-07)	41	123	9130	74.22	67	213	1	18	2	10	13
Haeley Wotnosky (2019-present)	7	19	1423	74.89	69	215	5	1	1	4	2



ALL-TIME ACC TOURNAMENT STATISTICS

(listed alphabetically)

Player	Events	Rds	Strokes	Avg.	Low Rd	Low-54 Hole	Top Finish	Top 10	60s	-Par	Par
Nicole Agnello (2009-2013)	3	9	690	76.67	71	224	10	1	0	0	1
Brittany Altomare (2009-2013)	4	12	880	73.33	69	212	1	3	1	2	2
Lyberty Anderson (2014-2016)	1	3	212	70.67	68	212	7	1	1	2	0
Jennie Arseneault (2005-2009)	3	9	700	77.78	71	222	9	1	0	1	0
Virginia Bossi (2019-present)	1	3	232	77.33	75	232	41	0	0	0	0
Elizabeth Brightwell (2012-2014)	3	9	693	77.00	73	225	12	0	0	0	0
Jennifer Cleary (2021-present)	3	9	664	73.78	69	217	11	0	1	1	2
Eleana Collins (2009-2011)	1	3	232	77.33	77	232	21	0	0	0	0
Lauren Coughlin (2012-2016)	3	9	637	70.78	66	207	1	3	3	5	2
Lauren Diaz-Yi (2013-2017)	4	12	873	72.75	68	210	4	2	1	4	2
Julia Ford (2016-2019)	2	6	458	76.33	73	228	39	0	0	0	0
Morgan Gonzales (2015-2019)	4	12	905	75.42	72	221	14	0	0	0	1
Lauren Greenlief (2009-2012)	2	6	459	76.50	71	225	12	0	0	0	1
Maho Hayakawa (2014-2018)	1	3	238	79.33	73	238	54	0	0	0	0
Joy Kim (2007-2011)	1	3	219	73.00	69	219	6	1	1	1	0
Lene Krog (2007-2009)	2	6	455	75.83	70	223	13	0	0	1	0
Beth Lillie (2017-present)	4	12	880	73.33	67	216	5	2	2	4	1
Briana Mao (2012-2015)	4	12	873	72.75	67	206	t1	3	2	3	1
Kira Mayo (2003-2007)	1	3	252	84.00	83	252	34	0	0	0	0
Lauren Mielbrecht (2004-2007)	2	6	471	78.50	74	231	15	0	0	0	0
Whitney Neuhauser (2006-2010)	4	12	945	78.75	68	225	15	0	1	1	0
Calle Nielson (2007-2011)	4	12	882	73.50	69	212	2	3	2	5	0
Katharine Patrick (2015-2019)	2	6	439	73.17	69	229	12	0	1	2	0
Megan Propeck (2022-present)	1	3	224	74.67	73	224	34	0	0	0	0
Anna Redding (2015-2019)	4	12	878	73.17	69	216	5	2	1	3	2
Lindsay Robinson (2003-2007)	2	6	476	79.33	77	232	27	0	0	0	0
Portland Rosen (2010-2014)	4	12	916	76.33	74	228	15	0	0	0	0
Amanda Sambach (2021-present)	2	6	417	69.50	66	202	1	2	3	4	1
Sally Shonk (2003-2007)	3	9	709	78.78	71	228	19	0	0	1	0
Kristen Simpson (2005-2009)	1	3	229	76.33	74	229	21	0	0	0	0
Rebecca Skoler (2021-present)	1	3	227	75.67	75	227	39	0	0	0	0
Rachel Smith (2003-2007)	4	12	906	75.50	68	214	11	0	1	0	1
Riley Smyth (2018-present)	3	9	677	75.22	71	222	22	0	0	1	2
Elizabeth Szokol (2014-2016)	2	6	439	73.17	71	218	14	0	0	1	1
Carly Truitt (2005-2010)	2	6	456	76.00	71	228	13	0	0	1	0
Celeste Valinho (2019-present)	3	9	655	72.78	69	218	12	0	1	2	2
Leah Wigger (2003-2007)	4	12	882	73.50	69	213	2	1	1	3	3



2016 ACC Champions



ALL-TIME NCAA CHAMPIONSHIP STATISTICS

(listed alphabetically)

Player	Events	Rds	Strokes	Avg.	Low Rd	Low-72 Hole	Top Finish	Top 10	60s	-Par	Par
Nicole Agnello (2009-2013)	2	8	596	74.50	70	297	37	0	0	1	0
Brittany Altomare (2009-2013)	3	12	874	72.83	69	289	12	0	1	5	1
Lyberty Anderson (2014-2017)^	1	3	244	81.33	78	244	108	0	0	0	0
Jennie Arseneault (2005-2009)	1	4	300	75.00	71	300	34	0	0	1	0
Elizabeth Brightwell (2012-2014)#	2	7	530	75.71	71	309	118	0	0	0	1
Jennifer Cleary (2021-present)	2	5	387	77.40	76	308	70	0	0	0	0
Lauren Coughlin (2012-2016)^	3	11	818	74.36	68	288	16	0	1	1	3
Lauren Diaz-Yi (2013-2017)^	3	11	815	74.09	71	288	28	0	0	2	0
Julia Ford (2016-present)^	1	3	245	81.67	80	na	125	0	0	0	0
Morgan Gonzales (2015-2019)~	3	10	762	76.20	69	295	42	0	1	1	1
Lauren Greenlief (2009-2012)	2	8	615	76.88	72	306	99	0	0	0	1
Joy Kim (2007-2011)	4	16	1232	77.00	72	300	61	0	0	0	1
Lene Krog (2007-2009)	2	8	604	75.50	70	299	28	0	0	1	0
Beth Lillie (2017-2022)*~	4	14	1044	74.57	69	288	9	2	1	2	2
Briana Mao (2012-2015)^	3	11	832	75.64	67	293	38	0	1	1	2
Lauren Mielbrecht (2004-2007)	1	4	296	74.00	73	296	16	0	0	0	0
Whitney Neuhauser (2006-2010)	2	8	624	78.00	75	307	54	0	0	0	0
Calle Nielson (2007-2011)	4	16	1203	75.19	71	294	6	1	0	2	1
Katharine Patrick (2015-2019)~	2	6	472	78.67	74	na	93	0	0	0	0
Megan Propeck (2022-present)^	1	3	228	76.00	74	na	na	0	0	0	0
Anna Redding (2015-2019)~	3	10	748	74.80	70	295	29	0	0	2	0
Lindsay Robinson (2003-2007)	1	4	326	81.50	78	326	126	0	0	0	0
Portland Rosen (2010-2014)	3	12	900	75.00	66	291	8	1	1	1	1
Amanda Sambach (2021-present)^	2	7	516	73.71	70	296	31	0	0	3	0
Sally Shonk (2003-2007)	1	4	315	78.75	75	315	114	0	0	0	0
Kristen Simpson (2005-2009)	1	4	311	77.75	76	311	70	0	0	0	0
Rebeccas Skoler (2021-present)^	2	5	375	75.00	73	na	na	0	0	0	0
Rachel Smith (2003-2007)	1	4	304	76.00	72	304	68	0	0	0	0
Riley Smyth (2018-2023)~	3	8	617	77.13	71	233	61	0	0	1	0
Elizabeth Szokol (2014-2016)^	2	7	520	74.29	70	289	20	0	0	2	0
Celeste Valinho (2019-present)^	2	6	473	78.83	73	na	na	0	0	0	0
Leah Wigger* (2003-2007)	2	8	581	72.63	69	287	2	2	1	1	2

* Competed once as an individual

One round not included due to disqualification ^ Includes round of 54 holes ~ Includes two rounds of 54 holes



Virginia placed 15th at the 2022 NCAA Championships



TEAM RECORDS

TOURNAMENT CHAMPIONSHIPS

Date	Tournament	Site	Par	Yards	Teams	Score	Victory Margin
9-7-03	vs. Richmond	Charlottesville, Va.	72	6155	2	302	27
10-29-06	Landfall Tradition	Wilmington, NC	72	6115	12	902	*
3-15-09	LSU Classic	Baton Rouge, LA	72	6424	18	856	6
4-10-10	Tri-Match @ Ironwood	Greenville, NC	72	6325	3	582	16
9-28-10	Golfweek Challenge	Vail, CO	72	6247	18	877	6
3-31-13	Bryan National Collegiate	Brown Summit, NC	72	6386	17	869	4
2-10-15	UCF Challenge	Orlando, Fla.	72	6349	18	850	1
4-5-15	Bryan National Collegiate	Brown Summit, NC	72	6386	18	900	~
4-18-15	ACC Championships	Greensboro, NC	72	6089	11	837	26
4-3-16	Bryan National Collegiate	Brown Summit, NC	72	6386	15	888	6
4-17-16	ACC Championships	Greensboro, NC	72	6089	12	855	11
9-20-18	Mary Fossum Invitational	East Lansing, MI	72	6334	16	857	2
2-18-20	IJGA Collegiate Invitational	Guadalarjara, Mexico	72	6437	14	856	2
3-5-21	The Match at Spring Creek	Gordonsville, VA	72	6209	3	291	13
2-2-21	UCF Challenge	Orlando, FL	72	6349	17	859	1

~ Won two-hole playoff with Wake Forest
 * Won tiebreaker with Michigan State, no playoff

TEAM SCORING

OVERALL

LOWEST 54-HOLE TOURNAMENT SCORE

No.	Score	Par	Place	Year	Tournament
1.	836	-16	3 of 14	2022-23	Mercedes-Benz Col.
2.	837	-27	3 of 18	2021-22	UCF Challenge
	837	-27	1 of 11	2014-15	ACC Championships
4.	849	-15	4 of 12	2022-23	NCAA Regional
	850	-14	1 of 18	2014-15	UCF Challenge
6.	854	-10	3 of 18	2021	Moon Golf Invitational
7.	855	+3	6 of 19	2022-23	Stanford Intercollegiate
	855	-9	3 of 12	2017-18	FSU Match-Up
9.	855	-9	1 of 12	2015-16	ACC Championships
10.	856	-8	1 of 14	2019-20	IJGA Collegiate Invit.
	856	-8	1 of 18	2008-09	LSU Classic

LOWEST 54-HOLE TOURNAMENT SCORE VS. PAR

No.	Par	Score	Place	Year	Tournament
1.	-27	837	3 of 18	2021-22	UCF Challenge
	-27	837	1 of 11	2014-15	ACC Championships
3.	-16	836	3 of 14	2022-23	Mercedes-Benz Col.
4.	-15	849	4 of 12	2022-23	NCAA Regional
5.	-14	850	1 of 18	2014-15	UCF Challenge
6.	-10	854	3 of 18	2021	Moon Golf Invitational
7.	-9	855	3 of 12	2017-18	FSU Match-Up
	-9	855	1 of 12	2015-16	ACC Championships
9.	-8	856	1 of 14	2019-20	IJGA Collegiate Invit.
	-8	856	1 of 18	2008-09	LSU Classic

BEST SINGLE-ROUND SCORE

No.	Score	Rd	Par	Date	Tournament
1.	274	3rd	-14	2-8-22	UCF Challenge
2.	275	2nd	-13	2-9-15	UCF Challenge
3.	276	2nd	-8	9-19-22	Mercedes-Benz Col.
4.	277	1st	-7	9-19-22	Mercedes-Benz Col.
	277	2nd	-11	2-7-22	UCF Challenge
	277	2nd	-11	10-12-19	Tar Heel Invitational
7.	278	3rd	-10	5-10-23	NCAA Regional
	278	3rd	-10	4-18-15	ACC Championships
9.	279	1st	-9	5-7-18	NCAA Regional
	279	2nd	-9	2-9-18	FSU Match-Up
	279	2nd	-9	4-18-15	ACC Championships
	279	4th	-1	5-23-14	NCAA Championships

BEST SINGLE-ROUND SCORE VS. PAR

No.	Par	Score	Rd	Date	Tournament
1.	-14	274	3rd	2-8-22	UCF Challenge
2.	-13	275	2nd	2-9-15	UCF Challenge
3.	-11	277	2nd	2-7-22	UCF Challenge
	-11	277	2nd	10-12-19	Tar Heel Invitational
5.	-10	278	3rd	5-10-23	NCAA Regional
6.	-10	278	3rd	4-18-15	ACC Championships
7.	-9	279	1st	5-7-18	NCAA Regional
	-9	279	2nd	2-9-18	FSU Match-Up
	-9	279	2nd	4-18-15	ACC Championships
10.	-8	276	2nd	9-19-22	Mercedes-Benz Col.
	-8	280	3rd	2-18-20	IJGA Collegiate Invit.
	-8	280	1st	4-17-15	ACC Championships



ACC TOURNAMENT

LOWEST 54-HOLE TOURNAMENT SCORE

No.	Score	Par	Place	Year	Site
1.	837	-27	1	2015	Greensboro, NC
2.	855	-9	1	2016	Greensboro, NC
3.	865	+1	4	2023	Greensboro, NC
4.	870	+6	4	2019	Greensboro, NC
5.	872	+8	2	2008	Daytona Beach, FL
6.	873	+21	2	2010	Greensboro, NC
7.	876	+12	4	2021	Greensboro, NC
8.	880	+16	4	2022	Pawleys Island, SC
9.	885	+21	4	2018	Greensboro, NC
10.	889	+37	2	2014	Greensboro, NC

LOWEST 54-HOLE TOURNAMENT SCORE VS. PAR

No.	Par	Score	Place	Year	Site
1.	-27	837	1	2015	Greensboro, NC
2.	-9	855	1	2016	Greensboro, NC
3.	+1	865	4	2023	Greensboro, NC
4.	+6	870	4	2019	Greensboro, NC
5.	+8	872	2	2008	Daytona Beach, FL
6.	+12	876	4	2021	Greensboro, NC
7.	+16	880	4	2022	Pawleys Island, SC
8.	+21	885	4	2018	Greensboro, NC
9.	+21	873	2	2010	Greensboro, NC
10.	+32	896	8	2017	Pawleys Island, SC

BEST SINGLE-ROUND SCORE

No.	Score	Round	Par	Date	Site
1.	278	3	-10	2015	Greensboro, NC
2.	279	2	-9	2015	Greensboro, NC
3.	280	1	-8	2015	Greensboro, NC
4.	282	3	-6	2016	Greensboro, NC
5.	283	1	-5	2016	Greensboro, NC
6.	284	1	-4	2008	Greensboro, NC
7.	286	3	-2	2021	Greensboro, NC
	286	1	-2	2019	Greensboro, NC
9.	287	2	-1	2023	Greensboro, NC
	287	3	-1	2010	Greensboro, NC

BEST SINGLE-ROUND SCORE VS. PAR

No.	Par	Round	Score	Date	Site
1.	-10	3	278	2015	Greensboro, NC
2.	-9	2	279	2015	Greensboro, NC
3.	-8	1	280	2015	Greensboro, NC
4.	-6	3	282	2016	Greensboro, NC
5.	-5	1	283	2016	Greensboro, NC
6.	-4	1	284	2008	Greensboro, NC
7.	-2	3	286	2021	Greensboro, NC
	-2	1	286	2019	Greensboro, NC
9.	-1	2	287	2023	Greensboro, NC
	-1	3	287	2010	Greensboro, NC

NCAA REGIONAL

LOWEST 54-HOLE TOURNAMENT SCORE

No.	Score	Par	Place	Year	Site
1.	849	-15	4 of 12	2023	Westfield, IN
2.	859	-5	2 of 18	2018	Madison, WI
3.	865	+13	2 of 12	2022	Ann Arbor, MI
4.	869	+5	6 of 24	2014	East-Tallahassee, FL
5.	873	+9	4 of 18	2019	Opelika, AL
6.	874	+34	4 of 21	2009	East-Gainesville, FL
	874	+10	t9 of 21	2007	East-Baton Rouge, LA
8.	879	+31	6 of 18	2016	Stanford Regional
9.	881	+41	5 of 21	2005	East-Gainesville, FL
10.	887	+23	3 of 24	2011	West-Auburn, WA
	887	+23	t8 of 21	2006	East-Greensboro, NC

LOWEST 54-HOLE TOURNAMENT SCORE VS. PAR

No.	Par	Score	Place	Year	Site
1.	-15	849	4 of 12	2023	Westfield, IN
	-5	859	2 of 18	2018	Madison, WI
2.	+5	869	6 of 24	2014	East-Tallahassee, FL
3.	+9	873	4 of 18	2019	Opelika, AL
4.	+10	874	t9 of 21	2007	East-Baton Rouge, LA
5.	+13	865	2 of 12	2022	Ann Arbor, MI
6.	+23	887	3 of 24	2011	West-Auburn, WA
	+23	887	t8 of 21	2006	East-Greensboro, NC
8.	+30	894	8 of 18	2021	Columbus Regional
9.	+30	894	10 of 24	2013	East-Auburn, AL
10.	+31	879	6 of 18	2016	Stanford Regional

BEST SINGLE-ROUND SCORE

No.	Score	Round	Par	Date	Site
1.	278	3rd	-10	5-10-23	Westfield, IN
2.	279	1st	-9	5-7-18	Madison, WI
3.	281	2nd	-3	5-10-22	Ann Arbor, MI
4.	283	2nd	-5	5-7-19	Opelika, AL
	283	1st	-5	5-8-14	East-Tallahassee, FL
6.	284	2nd	-4	5-9-23	Westfield, IN
7.	287	1st	-1	5-8-23	Westfield, IN
	287	3rd	+7	5-9-09	East-Gainesville, FL
9.	288	1st	+4	5-5-16	Stanford Regional
	288	2nd	E	5-11-07	East-Baton Rouge, LA

BEST SINGLE-ROUND SCORE VS. PAR

No.	Par	Score	Rd	Date	Site
1.	-10	278	3rd	5-10-23	Westfield, IN
2.	-9	279	1st	5-7-18	Madison, WI
3.	-5	283	2nd	5-7-19	Opelika, AL
	-5	283	1st	5-8-14	East-Tallahassee, FL
5.	-4	284	2nd	5-9-23	Westfield, IN
6.	-3	281	2nd	5-10-22	Ann Arbor, MI
7.	-1	287	1st	5-9-23	Westfield, IN
8.	E	288	2nd	5-11-07	East-Baton Rouge, LA
9.	+1	289	3rd	5-9-18	Madison, WI
10.	+2	290	1st	5-5-11	West-Auburn, WA



NCAA CHAMPIONSHIPS

Lowest 72-Hole Tournament Score

No.	Score	Par	Place	Year	Site
1.	1155	+3	5 of 24	2016	Eugene, OR
2.	1165	+45	14 of 24	2014	Tulsa, OK
3.	1175	+23	4 of 24	2012	Franklin, TN
4.	1184	+32	13 of 23	2010	Wilmington, NC
5.	1186	+34	4 of 24	2011	Bryan, TX
6.	1200	+64	13 of 24	2005	Sunriver, OR
7.	1201	+49	15 of 24	2022	Scottsdale, AZ
8.	1212	+60	8 of 24	2009	Owings Mills, MD
9.	1215	+63	12 of 24	2008	Albuquerque, NM

LOWEST 72-HOLE TOURNAMENT SCORE VS. PAR

No.	Par	Score	Place	Year	Site
1.	+3	1155	5 of 24	2016	Eugene, OR
2.	+23	1175	4 of 24	2012	Franklin, TN
3.	+32	1184	13 of 23	2010	Wilmington, NC
4.	+34	1186	4 of 24	2011	Bryan, TX
5.	+45	1165	14 of 24	2014	Tulsa, OK
6.	+49	1201	15 of 24	2022	Scottsdale, AZ
7.	+60	1212	8 of 24	2009	Owings Mills, MD
8.	+63	1215	12 of 24	2008	Albuquerque, NM
9.	+64	1200	13 of 24	2005	Sunriver, OR

BEST SINGLE-ROUND SCORE

No.	Score	Round	Par	Date	Site
1.	279	4th	-1	2014	Tulsa, OK
2.	282	4th	-6	2016	Eugene, OR
3.	286	3rd	-2	2016	Eugene, OR
4.	288	3rd	+8	2014	Tulsa, OK
5.	288	1st	E	2012	Franklin, TN
6.	291	1st	+3	2011	Bryan, TX
	291	2nd	+3	2010	Wilmington, NC
8.	292	4th	+4	2012	Franklin, TN
	292	4th	+4	2010	Wilmington, NC
10.	293	2nd	+5	2023	Scottsdale, AZ
	293	1st	+5	2016	Eugene, OR
	293	4th	+9	2005	Sunriver, OR

BEST SINGLE-ROUND SCORE VS. PAR

No.	Par	Score	Round	Date	Site
1.	-6	282	4th	2016	Eugene, OR
2.	-2	286	3rd	2016	Eugene, OR
3.	-1	279	4th	2014	Tulsa, OK
4.	E	288	1st	2012	Franklin, TN
5.	+3	291	1st	2011	Bryan, TX
	+3	291	2nd	2010	Wilmington, NC
7.	+4	292	4th	2012	Franklin, TN
	+4	292	4th	2010	Wilmington, NC
9.	+5	293	2nd	2023	Scottsdale, AZ
	+5	293	1st	2016	Eugene, OR

FINAL NATIONAL RANKINGS

	Team	Top Individuals
2004		
GolfWeek/Sagarin	No. 61	
2005		
GolfWeek/Sagarin	No. 28	No. 19, Leah Wigger
GolfStat	No. 22	
2006		
GolfWeek/Sagarin	No. 19	No. 19, Leah Wigger
GolfStat	No. 16	
2007		
GolfWeek/Sagarin	No. 20	No. 14, Leah Wigger
GolfStat	No. 21	
2008		
GolfWeek/Sagarin	No. 17	
GolfStat	No. 16	
2009		
GolfWeek/Sagarin	No. 6	No. 27, Whitney Neuhauser
GolfStat	No. 4	No. 23, Calle Nielson
2010		
GolfWeek/Sagarin	No. 11	No. 27, Brittany Altomare
		No. 38, Calle Nielson
GolfStat	No. 13	No. 25, Brittany Altomare
2011		
GolfWeek/Sagarin	No. 7	No. 15, Brittany Altomare
GolfStat	No. 5	No. 18, Brittany Altomare
2012		
GolfWeek/Sagarin	NR	No. 28, Brittany Altomare
GolfStat	No. 21	No. 43, Brittany Altomare
2013		
GolfWeek/Sagarin	13	No. 15, Brittany Altomare
GolfStat	12	No. 13, Brittany Altomare
2014		
GolfWeek/Sagarin	20	No. 108, Lauren Coughlin
GolfStat	20	No. 118, Lauren Coughlin
2015		
GolfWeek/Sagarin	16	No. 43, Lauren Diaz-Yi
GolfStat	15	No. 30, Lauren Diaz-Yi
2016		
GolfWeek/Sagarin	14	No. 22, Lauren Coughlin
GolfStat	15	No. 38, Lauren Coughlin
2017		
GolfWeek/Sagarin	56	
GolfStat	62	
2018		
GolfWeek/Sagarin	30	No. 60, Anna Redding
GolfStat	29	No. 45, Anna Redding
2019		
GolfWeek/Sagarin	17	No. 32, Anna Redding
GolfStat	18	No. 32, Anna Redding
2020		
GolfWeek/Sagarin	NR	
GolfStat	NR	
2021		
GolfWeek/Sagarin	17	No. 52, Beth Lillie
GolfStat	19	No. 23, Beth Lillie
2022		
GolfWeek/Sagarin	13	No. 36, Amanda Sambach
GolfStat	9	No. 33, Amanda Sambach
2023		
GolfWeek/Sagarin	25	No. 9, Amanda Sambach
GolfStat	27	No. 29, Amanda Sambach



ACC CHAMPIONSHIP

2004

Salem Glen Golf & CC - Clemmons, N.C.

Par-71, 6,348 yards

- 1. Duke 219-286-273-838
- 2. Wake Forest 290-292-275-857
- 3. North Carolina 285-294-282-861
- 4. NC State 303-293-288-884
- 5. Florida State 293-300-294-887
- 6. Maryland 306-308-290-904
- 7. Virginia 307-304-304-915

Individual Champion

- 1. Brittany Lang, Duke 67-69-68-204

Virginia Results

- 11. Leah Wigger 71-75-71-217
- 24. Rachel Smith 75-75-77-227
- 30. Lindsey Robinson 78-77-77-232
- 33. Sally Shonk 85-77-79-241
- 34. Kira Mayo 83-85-84-252

2005

Carmel CC - Charlotte, NC

Par-72, 6,318 yards

- 1. Duke 303-291-292-886
- 2. Wake Forest 323-316-305-933
- 3. Virginia 320-311-313-944
- 3. NC State 323-310-311-944
- 5. Miami 319-322-305-946
- 6. Florida State 329-314-306-949
- 7. North Carolina 326-327-310-963
- 8. Maryland 337-322-330-989

Individual Champion

- 1. Brittany Lang, Duke 75-74-70-219

Virginia Results

- 12. Leah Wigger 76-80-77-233
- 17. Rachel Smith 85-76-77-238
- 19. Sally Shonk 83-77-80-240
- 20. Lauren Mielbrecht 80-78-83-241
- 27. Lindsey Robinson 81-84-79-244

2006

Pinehurst No. 8 - Pinehurst, NC

Par 72, 6,293 yards

- 1. Duke 294-297-294-885
- 2. Virginia 308-300-296-904
- 3. Wake Forest 314-302-298-914
- 4. Maryland 308-304-305-917
- 5. Florida State 302-307-309-918
- 6. NC State 302-312-306-920
- 7. North Carolina 315-306-307-928
- 8. Miami 316-310-307-933
- 9. Boston College 330-323-314-967

Individual Champion

- 1. Amanada Blumenherst, DU 69-71-72-212

Virginia Results

- 2. Leah Wigger 76-72-71-219
- 11. Rachel Smith 75-77-75-227
- 13. Carly Truitt 78-74-76-228
- 15. Lauren Mielbrecht 80-77-74-231
- 26. Jennie Arseneault 79-77-79-235

2007

Carmel Country Club - Charlotte, NC

Par 72, 6,293 yards

- 1. Duke 287-284-302-873
- 2. Wake Forest 297-296-315-908
- 3. Florida State 290-302-321-913
- 4. North Carolina 300-306-311-917
- 5. Virginia 297-303-320-920
- 6. Maryland 312-308-311-931
- 7. NC State 306-313-328-947
- 8. Miami 325-315-324-964
- 9. Boston College 344-330-327-1001

Individual Champion

- 1. Amanda Blumenherst, DU 70-68-74-212

Virginia Results

- 4. Leah Wigger 76-70-73-219
- 5. Rachel Smith 68-75-77-220
- 30. Whitney Neuhauser 77-78-85-240
- 32. Kristen Simpson 76-80-85-241
- Jennie Arseneault 82-WD-

2008

LPGA International - Daytona Beach, FL

Par-72, 6,315 yards

- 1. Duke 294-285-292-871
- 2. Virginia 284-295-293-872
- 3. Florida State 296-293-291-880
- 4. Wake Forest 299-297-298-894
- 5. North Carolina 304-302-298-904
- 6. NC State 299-315-301-915
- 7. Maryland 307-306-309-922
- 8. Miami 300-315-318-933
- 9. Boston College 321-322-320-963

Individual Champion

- 1. Amanda Blumenherst, DU 73-68-71-212

Virginia Results

- 3. Calle Nielson 70-70-76-216
- 6. Joy Kim 69-76-74-219
- 9. Jennie Arseneault 71-74-77-222
- 13. Lene Krog 78-75-70-223
- 24. Whitney Neuhauser 74-83-73-230

2009

Sedgefield Country Club - Greensboro, NC

Par-71, 6,355 yards

- 1. Wake Forest 286-296-287-869
- 2. North Carolina 300-306-287-893
- 3. Duke 309-290-295-894
- 4. NC State 302-298-296-896
- 5. Virginia 295-310-302-907
- 6. Florida State 317-314-302-933
- 7. Maryland 317-318-306-941
- 8. Boston College 334-328-316-981
- 9. Miami 339-326-326-988

Individual Champion

- 1. Natalie Sheary, WFU* 66-74-74-214
- 1. Amanda Blumenherst, DU 73-68-73-214

* Won playoff

Virginia Results

- 7. Calle Nielson 69-75-77-221
- 15. Whitney Neuhauser 78-79-68-225
- 21. Kristen Simpson 74-76-79-229
- 22. Lene Krog 74-80-78-232
- 32. Jennie Arseneault 78-82-83-243

2010

Sedgefield Country Club - Greensboro, NC

Par-71, 6,355 yards

- 1. Wake Forest 286-285-298-869
- 2. Virginia 288-298-287-873
- 3. Duke 288-298-288-874
- 4. Florida State 301-298-302-901
- 5. North Carolina 302-291-313-906
- 6. Maryland 299-305-311-915
- 7. NC State 301-304-322-927
- 8. Miami 318-324-323-965
- 9. Boston College 324-323-340-987

Individual Champion

- 1. Michelle Shin, WFU 70-70-71-211

Virginia Results

- 2. Brittany Altomare 72-69-71-212
- 2. Calle Nielson 70-73-69-212
- 11. Nicole Agnello 71-77-76-224
- 12. Lauren Greenlief 78-79-71-225
- 44. Whitney Neuhauser 94-85-76-255

2011

Sedgefield Country Club - Greensboro, NC

Par-71, 6,185 yards

- 1. North Carolina 289-286-300-875
- 2. Duke 297-302-300-899
- 3. Virginia 295-304-304-903
- 4. Wake Forest 296-310-298-904
- 5. Florida State 295-307-309-911
- 6. Maryland 298-309-323-930
- 7. NC State 311-303-323-937
- 8. Miami 302-327-309-938
- 9. Boston College 314-322-331-967

Individual Champion

- 1. Cheyenne Woods, WFU 70-70-68-208

Virginia Results

- 7. Brittany Altomare 73-77-72-222
- 10. Nicole Agnello 72-76-76-224
- 15. Portland Rosen 76-74-79-229
- 21. Eleana Collins 78-77-77-232
- 26. Calle Nielson 74-79-80-233

2012

Sedgefield Country Club - Greensboro, NC

Par-71, 6,185 yards

- 1. Duke 280-303-292-875
- 2. North Carolina 290-302-293-885
- 3. Florida State 308-294-289-892
- 4. Wake Forest 298-305-297-899
- 5. Virginia 303-300-300-903
- 6. NC State 299-314-296-909
- 7. Maryland 307-302-308-917
- 8. Miami 308-318-302-928
- 9. Boston College 301-317-316-934

Individual Champion

- 1. Lindy Duncan, Duke 70-69-71-210

Virginia Results

- 11. Briana Mao 75-74-75-224
- 12. Elizabeth Brightwell 76-73-76-225
- 19. Portland Rosen 77-74-77-228
- 22. Brittany Altomare 76-79-74-229
- 31. Lauren Greenlief 76-83-75-234



2013

Sedgefield Country Club – Greensboro, NC

Par-71, 6,210 yards

- 1. Duke 293-292-297-882
- 2. NC State 301-295-310-906
- 3. Virginia 300-300-309-909
- 4. Florida State 306-303-310-919
- 5. North Carolina 308-309-307-924
- 5. Miami 314-304-306-924
- 7. Wake Forest 310-304-311-925
- 8. Maryland 311-321-312-944
- 9. Boston College 311-314-321-946

Individual Champion

- 1. Brittany Altomare, Virginia 71-70-76-217

Virginia Results

- 1. Brittany Altomare 71-70-76-217
- 9. Briana Mao 74-72-79-225
- 17. Portland Rosen 76-78-76-230
- 35. Elizabeth Brightwell 79-82-78-239
- 38. Nicole Agnello 82-80-80-242

2014

Sedgefield Country Club – Greensboro, NC

Par-71, 6,210 yards

- 1. Duke 291-285-286-862
- 2. Virginia 291-299-299-889
- 3. NC State 308-292-290-890
- 4. North Carolina 299-298-299-896
- 5. Notre Dame 306-303-296-905
- 5. Miami 298-301-306-905
- 7. Florida State 306-299-303-908
- 8. Wake Forest 311-306-302-919
- 9. Maryland 306-305-310-921
- 9. Clemson 307-304-310-921
- 11. Boston College 335-309-315-959

Individual Champion

- 1. Celine Boutier, Duke 71-69-70-210

Virginia Results

- 3. Briana Mao 71-73-74-218
- 5. Lauren Coughlin 71-73-76-220
- 25. Lauren Diaz-Yi 73-76-80-229
- 25. Portland Rosen 76-77-76-229
- 25. Elizabeth Brightwell 79-77-73-229

2015

Sedgefield Country Club – Greensboro, NC

Par-71, 6,210 yards

- 1. Virginia 280-279-278-837
- 2. Duke 286-288-289-863
- 3. North Carolina 289-290-287-866
- 3. Florida State 281-293-292-866
- 3. Wake Forest 288-281-297-866
- 6. Notre Dame 287-295-294-876
- 7. Louisville 291-297-296-884
- 8. NC State 296-295-296-887
- 8. Clemson 292-298-297-887
- 8. Miami 294-296-303-893
- 11. Boston College 303-305-306-914

Individual Champion

- 1. Leona Maguire, Duke* 68-68-70-206
- * Won two-play playoff for individual championship

Virginia Results

- 1. Briana Mao * 68-71-67-206
- 4. Lauren Diaz-Yi 72-68-70-210
- 4. Lauren Coughlin 72-69-69-210
- 7. Lyberty Anderson 68-71-73-212
- 17. Elizabeth Szokol 73-73-72-218
- * Lost two-play playoff for individual championship

2016

Sedgefield Country Club – Greensboro, N.C.

Par-72, 6,089 yards

- 1. Virginia 283-290-282-855
- 2. Wake Forest 294-285-287-866
- 3. Duke 294-296-293-883
- 4. North Carolina 298-300-286-884
- 5. NC State 297-297-292-886
- 6. Clemson 298-299-297-894
- 7. Louisville 311-295-292-898
- 8. Miami 301-301-297-899
- 9. Florida State 299-307-295-901
- 10. Notre Dame 310-299-295-904
- 11. Boston College 304-309-310-923
- 12. Virginia Tech 320-310-322-952

Individual Champion

- 1. Lauren Coughlin, Virginia 66-71-70-207

Virginia Results

- 1. Lauren Coughlin 66-71-70-207
- 4. Lauren Diaz-Yi 71-70-73-214
- 5. Anna Redding 72-75-69-216
- 14. Elizabeth Szokol 76-74-71-221
- 14. Morgan Gonzales 74-75-72-221

2017

The Reserve Golf Club – Pawleys Island, S.C.

Par-72, 6,192 yards

- 1. Duke 284-286-289-859
- 2. Florida State 287-292-289-868
- 3. Miami 285-301-288-874
- 4. North Carolina 287-292-297-876
- 5. Clemson 287-292-298-877
- 6. NC State 297-289-302-888
- 7. Louisville 298-298-294-890
- 8. Virginia 304-293-299-896
- 9. Boston College 298-299-304-901
- 9. Notre Dame 298-297-306-901
- 11. Virginia Tech 304-308-304-916
- 12. Wake Forest 312-308-311-931

Individual Leaders

- 1. Leona Maguire, Duke 68-72-70-210
- 2. Jennifer Kupcho, Wake Forest 70-71-71-212
- 3. Delfina Acosta, Miami 70-75-68-213

Virginia Results

- 21. Lauren Diaz-Yi 74-72-74-220
- 28. Morgan Gonzales 75-75-74-224
- 33. Anna Redding 78-76-73-227
- 39. Julia Ford 77-73-78-228
- 54. Maho Hayakawa 84-73-81-238

2018

Grandover Resort – Greensboro, N.C.

Par-72, 6,122 yards

- 1. Duke 282-281-286-849
- 2. Florida State 291-289-296-876
- 3. Clemson 286-297-294-877
- 4. Virginia 301-294-290-885
- 5. Wake Forest 297-293-300-890
- 6. Miami 296-303-294-893
- 7. Louisville 302-300-292-894
- 8. North Carolina 306-288-301-895
- 8. NC State 303-299-293-895
- 10. Notre Dame 300-304-294-898
- 11. Virginia Tech 300-298-301-899
- 12. Boston College 313-300-309-922

Individual Leaders

- 1. Leona Maguire, Duke 67-70-73-210
- 1. Jaravee Boonchant, Duke 71-67-72-210
- 3. Morgane Metraux, FSU 73-69-72-214
- 3. Ana Belac, Duke 70-74-70-214

Virginia Results

- 5. Beth Lillie 77-70-69-216
- 12. Anna Redding 73-76-70-219
- 16. Katharine Patrick 75-71-74-220
- 44. Julia Ford 76-77-77-230
- 52. Morgan Gonzales 77-80-78-235



Virginia won the 2015 ACC Championship by 26 strokes.



2019

Sedgefield Country Club – Greensboro, N.C.
Par-72, 6,089 yards

- 1. Wake Forest 280-287-283-850
- 2. Florida State 292-285-281-858
- 3. Duke 289-292-287-868
- 4. Virginia 286-294-290-870
- 5. Louisville 294-297-299-890
- 6. Virginia Tech 293-295-308-896
- 7. Clemson 308-300-292-900
- 8. Miami 297-303-301-901
- 9. North Carolina 295-301-306-902
- 9. NC State 303-308-291-902
- 11. Notre Dame 303-307-303-913
- 12. Boston College 297-302-319-918

Individual Leaders

- 1. Emilia Migliaccio, WFU 66-71-68-205
- 2. Siyun Liu, Wake Forest 68-72-67-207
- 3. Ana Belac, Duke 72-68-72-212

Virginia Results

- 5. Anna Redding 70-72-74-216
- 5. Beth Lillie 70-79-67-216
- 12. Katharine Patrick 76-69-74-219
- 26. Morgan Gonzales 74-76-75-225
- 26. Riley Smyth 72-77-76-225

2021

Sedgefield Country Club – Greensboro, N.C.
Par-72, 6,089 yards

Match Play

Championship: Duke def. Florida State 5-0-0
Semifinal: Duke def. Virginia 3-2-0
Semifinal: Florida State def. Wake Forest 4-1-0

Stroke Play

- 1. Duke 286-281-286-853
- 2. Wake Forest 288-277-291-856
- 3. Florida State 288-289-294-871
- 4. Virginia 297-293-286-876
- 5. Virginia Tech 294-289-295-878
- 6. Clemson 293-304-293-890
- 7. Miami 301-299-297-897
- 7. Louisville 304-296-297-897
- 9. North Carolina 296-299-316-911
- 10. NC State 301-315-312-928
- 10. Notre Dame 313-304-311-928
- 12. Boston College 307-312-318-937

Individual Leaders

- 1. Gina Kim, Duke 68-69-69-206
- 2. Beatrice Wallin, Florida State 67-71-71-209
- 3. Rachel Kuehn, Wake Forest 70-71-70-211

Virginia Results

- 11. Jennifer Cleary 74-74-69-217
- 15. Celeste Valinho 76-69-73-218
- 22. Riley Smyth 71-79-72-222
- 24. Beth Lillie 76-75-72-223
- 41. Virginia Bossi 76-75-81-232

2022

The Reserve Golf Course – Pawleys Island, S.C.
Par-72, 6,212 yards

Match Play

Championship: Wake Forest def. Florida State 3-1-1
Semifinal: Wake Forest def. Virginia 3-1-1
Semifinal: Florida State def. Duke 3-0-2

Stroke Play

- 1. Wake Forest 287-281-296-864
- 2. Florida State 286-282-301-869
- 3. Duke 295-280-298-873
- 4. Virginia 293-297-290-880
- 5. Clemson 297-290-303-890
- 6. North Carolina 294-298-300-892
- 7. NC State 289-296-308-893
- 7. Virginia Tech 296-289-308-893
- 9. Miami 300-295-302-897
- 10. Louisville 299-291-316-906
- 11. Boston College 303-297-312-912
- 12. Notre Dame 310-304-305-919

Individual Leaders

- 1. Phoebe Brinker, Duke 70-65-71-206
- 2. Erica Shepherd, Duke 75-68-69-212
- 3. Amanda Sambach, Virginia 70-72-73-215
- 3. Lauren Walsh, Wake Forest 75-67-73-215
- 3. Kendall Griffin, Louisville 73-69-73-215
- 3. V. Olankitkunchai, Wake Forest 71-70-74-215

Virginia Results

- 3. Amanda Sambach 70-72-73-215
- 13. Celeste Valinho 74-73-72-219
- 24. Jennifer Cleary 75-77-72-224
- 28. Beth Lillie 74-78-73-225
- 39. Riley Smyth 77-75-78-230

2023

Sedgefield Country Club – Greensboro, N.C.
Par 72, 6,092 yards

Match Play

Championship: Clemson def. Virginia 3-1-1
Semifinal: Virginia def. Wake Forest 3-2-0
Semifinal: Clemson def. Duke 3-1-1

Team Results

- 1. Wake Forest 285-276-284-845
- 2. Duke 283-283-287-853
- 3. Clemson 285-283-289-857
- 4. Virginia 288-287-290-865
- 5. Florida State 293-293-292-878
- 6. Virginia Tech 290-295-300-889
- 7. NC State 298-296-299-893
- 7. Louisville 293-301-295-893
- 9. North Carolina 301-295-293-894
- 9. Notre Dame 308-291-295-894
- 11. Boston College 293-298-308-899
- 12. Miami 305-308-311-924

Individual Leaders

- 1. Amanda Sambach, Virginia 68-66-68-202
- 2. Phoebe Brinker, Duke 71-69-64-204
- 3. Rachel Kuehn, Wake Forest 66-70-72-208
- 4. Annabelle Pancake, Clemson 70-70-69-209

Virginia Results

- 1. Amanda Sambach 68-66-68-202
- 12. Celeste Valinho 71-72-75-218
- 32. Jennifer Cleary 74-77-72-223
- 34. Megan Propeck 76-73-75-224
- 39. Rebecca Skoler 75-76-76-227

ACC INDIVIDUAL CHAMPIONS



Brittany Altomare (2013)



Lauren Coughlin (2016)



Amanda Sambach (2023)



NCAA CHAMPIONSHIP

2005 NCAA Championships The Meadows Course Sunriver, Ore. Par-71, 6312 yards

Team Results

- Duke 292-303-278-297-1170
- UCLA 288-302-292-293-1175
- Auburn 290-296-295-295-1176
- Pepperdine 291-295-299-294-1179
- California 295-299-296-290-1180
- Tennessee 300-303-297-285-1187
- Ohio State 301-296-300-291-1187
- Arizona State 304-301-297-289-1190
- Oklahoma State 298-306-299-287-1190
- Florida 301-304-297-293-1195
- Southern California 287-312-301-296-1196
- Arkansas 296-307-293-301-1197
- Virginia 304-308-295-293-1200**
- Washington 292-314-296-299-1201
- Tulane 305-312-299-286-1202
- Missouri 307-300-296-302-1205
- Michigan State 304-301-299-302-1206
- UC Irvine 311-304-297-299-1211
- Stanford 300-311-298-303-1212
- Purdue 309-302-304-301-1216
- Furman 307-301-309-300-1217
- Texas A&M 305-306-309-299-1219
- Tulsa 307-313-310-292-1222
- Brigham Young 305-317-316-300-1238

Virginia Results

- Leah Wigger 73-72-73-69-287
- Lauren Mielbrecht 76-74-73-73-296
- Rachel Smith 77-81-74-72-304
- Sally Shonk 80-81-75-79-315
- Lindsay Robinson 78-84-79-85-326

2008 NCAA Championships University of New Mexico Championship Course Albuquerque, NM Par-72, 6,424 yards

Team Results

- USC 284-300-295-289-1168
- UCLA 289-295-298-292-1174
- Duke 299-300-300-281-1180
- Purdue 298-304-303-283-1188
- Arizona State 290-301-301-297-1189
- Denver 293-294-308-296-1191
- Texas A&M 295-299-299-298-1191
- Arkansas 298-297-302-297-1194
- Florida 301-299-297-299-1196
- Georgia 297-303-303-295-1197
- Wake Forest 293-306-306-292-1197
- Virginia 296-317-301-301-1215**
- Auburn 289-315-309-302-1215
- Alabama 296-311-306-302-1215
- LSU 300-315-312-295-1222
- UNLV 314-297-304-308-1223
- TCU 298-310-312-307-1227
- Texas 298-319-309-301-1227
- Oklahoma State 294-312-307-315-1228
- Tulsa 297-317-310-304-1228
- UC Davis 298-319-315-302-1234
- South Carolina 306-316-310-303-1235
- Arizona 307-309-314-310-1240
- Furman 312-313-315-313-1253

Virginia Results

- Lene Krog 70-82-74-73-299
- Jennie Arseneault 71-79-76-74-300
- Joy Kim 79-79-74-77-309
- Calle Nielson 78-77-78-77-310
- Whitney Neuhauser 77-85-77-78-317

2009 NCAA Championships Caves Valley Golf Club Owings Mills, Md. Par-72, 6,443 yards

Team Results

- Arizona State 302-298-291-291-1182
- UCLA 296-293-304-297-1190
- USC 301-295-294-301-1191
- Oklahoma State 303-297-309-290-1199
- Denver 294-304-309-299-1206
- Duke 308-301-302-296-1207
- North Carolina 299-301-306-304-1210
- Virginia 305-302-301-304-1212**
- Pepperdine 312-298-302-301-1213
- Purdue 306-301-311-298-1216
- Alabama 305-302-311-299-1217
- LSU 302-304-309-304-1219
- Michigan State 307-313-315-300-1225
- Wake Forest 303-300-318-304-1225
- Georgia 316-307-301-310-1234
- Arizona 310-305-314-306-1235
- Tennessee 307-313-306-311-1237
- TCU 314-316-301-307-1238
- New Mexico 311-314-307-310-1242
- Tulane 312-305-317-312-1246
- UT Chattanooga 316-307-305-320-1248
- UC Irvine 320-316-312-301-1249
- Texas 314-311-313-314-1252
- Ohio State 323-311-314-310-1258

Virginia Results

- Calle Nielson 75-76-71-72-294
- Lene Krog 78-74-73-80-305
- Whitney Neuhauser 75-76-81-75-307
- Kristen Simpson 77-76-78-80-311
- Joy Kim 79-77-79-77-312

2010 NCAA Championships Country Club of Landfall Wilmington, NC Par-72, 6,368 yards

Team Results

- Purdue 284-294-280-295-1153
- USC 282-288-295-289-1154
- Alabama 289-288-294-286-1157
- Arizona State 288-293-290-290-1161
- Arizona 296-286-293-291-1166
- UCLA 288-292-302-287-1169
- Vanderbilt 296-292-291-291-1170
- Duke 288-303-300-288-1179
- Oklahoma State 295-294-296-294-1179
- Florida State 289-302-294-297-1182
- Auburn 293-296-295-299-1183
- Texas A&M 297-302-286-298-1183
- Virginia 294-291-307-292-1184**
- South Carolina 300-297-293-296-1186
- Pepperdine 297-306-288-295-1186
- New Mexico 303-296-295-295-1189
- Texas 299-296-300-294-1189
- Tulane 311-292-297-293-1193
- TCU 292-308-295-304-1199
- Tennessee 297-307-300-295-1199
- Stanford 300-307-302-290-1199
- Kent State 307-305-297-291-1200
- Oregon 302-309-313-294-1218
- San Jose State 298-310-313-297-1218

Virginia Results

- Brittany Altomare 70-75-74-70-289
- Nicole Agnello 74-70-78-75-297
- Joy Kim 77-75-76-72-300
- Calle Nielson 73-73-81-75-302
- Lauren Greenlief 79-73-79-75-306

2011 NCAA Championships The Traditions Club Bryan, TX Par-72, 6,260 yards

Team Results

- UCLA 289-295-294-295-1173
- Purdue 292-295-298-292-1177
- LSU 292-296-303-290-1181
- Virginia 291-300-299-296-1186**
- USC 302-302-292-294-1190
- Arkansas 305-296-296-293-1190
- Texas A&M 295-294-302-300-1191
- North Carolina 305-293-297-298-1193
- Alabama 301-303-297-292-1193
- Vanderbilt 297-294-304-301-1196
- Florida 294-298-309-295-1196
- California 306-292-305-294-1197
- Tennessee 299-299-306-296-1200
- Wake Forest 298-307-301-296-1202
- Arizona 304-295-305-301-1205
- Washington 312-307-297-293-1209
- Arizona State 296-303-308-303-1210
- South Carolina 302-315-298-296-1211
- Minnesota 305-294-307-307-1213
- UC Davis 313-305-307-294-1219
- Ohio State 303-315-298-305-1221
- Notre Dame 308-310-307-299-1224
- Stanford 308-305-303-309-1225
- Coastal Carolina 322-302-298-310-1232

Virginia Results

- Brittany Altomare 69-75-72-74-290
- Calle Nielson 71-73-76-77-297
- Nicole Agnello 76-76-74-73-299
- Joy Kim 75-76-81-79-311
- Portland Rosen 80-84-77-72-313

2012 NCAA Championships Vanderbilt Legends Club – North Course Franklin, TN Par-72, 6,377 yards

Team Results

- Alabama 286-285-306-294-1171
- USC 297-288-294-293-1172
- LSU 293-294-297-289-1173
- Virginia 288-294-301-292-1175**
- South Carolina 302-281-300-293-1176
- Arizona State 292-291-304-292-1179
- Oklahoma 294-299-295-291-1179
- UCLA 292-290-306-293-1181
- Purdue 293-295-295-299-1182
- North Carolina 290-292-303-299-1184
- Vanderbilt 306-284-311-285-1186
- Florida 302-293-297-298-1190
- Texas 297-295-313-286-1191
- NC State 299-294-305-293-1191
- Duke 289-302-301-300-1192
- Baylor 299-304-300-290-1193
- Texas A&M 301-298-300-294-1193
- Colorado 297-298-305-296-1196
- Tennessee 300-307-307-286-1200
- Michigan State 296-311-294-300-1201
- Pepperdine 306-293-304-301-1204
- Ohio State 303-307-305-296-1211
- Arkansas 303-301-309-301-1214
- Stanford 309-304-307-296-1216

Virginia Results

- Portland Rosen 66-75-74-76-291
- Brittany Altomare 71-73-80-71-295
- Briana Mao 77-75-72-73-297
- Lauren Greenlief 74-72-82-81-309
- Elizabeth Brightwell DQ-74-75-72-na



2014 NCAA Championships
Tulsa Country Club
Tulsa, OK
Par-70, 6,194 yards

Team Results

- 1. Duke 293-285-278-274-1130
- 2. USC 293-291-278-270-1132
- 3. UCLA 291-293-283-278-1145
- 4. Oklahoma 288-287-291-281-1147
- 5. Arizona State 293-287-291-279-1150
- 6. Mississippi State 302-285-283-287-1157
- 7. Arizona 298-286-287-287-1158
- 7. Ohio State 299-291-288-280-1158
- 9. Alabama 305-285-289-282-1161
- 10. Vanderbilt 303-290-286-284-1163
- 10. Texas A&M 305-292-288-278-1163
- 10. NC State 307-284-280-292-1163
- 13. South Carolina 301-299-283-281-1164
- 14. Virginia 303-295-288-279-1165**
- 15. Northwestern 305-289-284-288-1166
- 15. Tulane 303-294-278-291-1166
- 17. Washington 299-289-293-286-1167
- 18. Florida 305-292-290-282-1169
- 18. Stanford 300-286-294-289-1169
- 20. Michigan State 305-283-302-288-1169
- 20. Campbell 305-303-289-288-1178
- 22. California 296-305-289-281-1178
- 23. Iowa State 306-298-292-290-1186
- 24. Kansas 313-293-303-292-1201

Virginia Results

- 28. Lauren Diaz-Yi 71-71-75-71-288
- 48. Lauren Coughlin 77-73-72-70-292
- 50. Briana Mao 79-77-70-67-293
- 74. Portland Rosen 76-74-75-71-296
- 118. Elizabeth Brightwell 82-78-71-78-309

2015 NCAA Championships
Concession Golf Club
Bradenton, FL
Par 72, 6,468 yards

Team Results

- 1. USC 297-303-298-294-1192
- 2. Duke 293-309-292-303-1197
- 3. Baylor 297-307-306-288-1198
- 4. Stanford ^ 293-323-296-287-1199
- 5. Arizona 300-311-294-300-1205
- 6. Tennessee 301-309-300-302-1212
- 6. Texas Tech 319-294-307-292-1212
- Top 8 teams advance to match play
- 8. Washington 301-316-297-300-1214
- 9. Arkansas 310-306-303-298-1217
- 10. Northwestern 310-301-305-302-1218
- 11. UC Davis 305-304-306-305-1220
- 12. Purdue 307-302-302-311-1222
- 13. Wake Forest 310-320-297-297-1224
- 13. Alabama 310-307-310-299-1226
- 15. UCLA 319-318-293-303-1233
- Top 15 teams advance to final round
- 16. UNLV 305-324-302-931
- 17. South Carolina 308-322-302-931
- 18. Texas A&M 309-312-312-933
- 19. Tulane 314-309-312-935
- 20. Virginia 309-319-310-938**
- 20. LSU 309-316-313-938
- 22. NC State 317-323-302-942
- 23. Campbell 315-311-324-950
- 24. California 321-320-312-953
- ^ Won match play for NCAA Championship

Virginia Results

- 51. Elizabeth Szokol 76-77-78-231
 - 78. Lauren Diaz-Yi 77-84-75-236
 - 85. Lauren Coughlin 78-80-80-238
 - 99. Briana Mao 78-87-77-242
 - 108. Lyberty Anderson 79-78-87-244
- UVa finishes based on 54 holes of stroke play.

2016 NCAA Championships
Eugene Country Club
Eugene, Ore.
Par-72, 6,331 yards

Team Results


- 1. UCLA 286-291-285-282-1144
- 2. Stanford 295-283-290-279-1147
- 3. USC 289-280-291-290-1150
- 4. Washington 289-285-292-286-1152
- 5. Virginia 293-294-286-282-1155**
- 6. Duke 299-283-280-296-1158
- 7. South Carolina 293-289-290-290-1162
- 8. Oregon 297-282-291-296-1166
- Top 8 teams advance to match play
- 9. Arizona 291-289-293-294-1167
- 9. Northwestern 292-289-295-291-1167
- 11. Oklahoma State 284-295-297-292-1168
- 12. Arkansas 292-291-298-292-1173
- 12. Alabama 300-292-290-291-1173
- 14. North Carolina 298-292-291-294-1175
- 15. Florida State 295-290-298-293-1176

Virginia Results

- 16. Lauren Coughlin 72-72-68-76-288
- 20. Elizabeth Szokol 75-70-74-70-289
- 32. Lauren Diaz-Yi 74-77-70-70-291
- 53. Morgan Gonzales 74-77-75-69-295
- 53. Anna Redding 73-75-74-73-295

Match Play

Quarterfinals: Virginia lost to Washington 3-1-1



The Cavaliers placed fourth at the 2011 NCAA Championships, the first of back-to-back fourth-place finishes by UVA.



2018 NCAA Championships
Karsten Creek Golf Club
Stillwater, Okla.
Par-72, 6,328 yards

Team Results

1. UCLA	294-279-297-291-1161
1. Alabama	292-186-184-199-1161
3. USC	291-198-296-283-1168
4. Northwestern	299-293-290-291-1173
5. Stanford	308-291-291-290-1180
6. Duke	298-298-293-293-1182
7. Kent State	296-299-296-293-1184
8. Arizona*	301-291-288-305-1185
8. Baylor	313-295-287-290-1185
10. Arkansas	308-300-289-289-1186
11. Furman	312-293-294-289-1188
12. Washington	303-300-299-298-1192
12. Florida State	301-294-299-298-1192
12. Texas	309-300-291-292-1192
15. Louisville	301-300-302-296-1199

Top 15 Teams Advance to Final Round

(Ties resolved)

16. Auburn	304-306-293-903
16. Arizona State	314-297-292-903
16. Wake Forest	306-301-296-903
19. Colorado	306-301-297-904
20. Oklahoma	307-303-295-905
21. Florida	303-303-303-909
22. Virginia	315-302-297-914
23. Ohio State	310-318-298-926
24. Ole Miss	320-303-305-928

* Won match play championship

Virginia Results

42. Morgan Gonzales	74-72-77-223
57. Anna Redding	80-76-70-226
93. Katharine Patrick	82-74-76-232
105. Beth Lillie	81-80-74-235
125. Julia Ford	80-82-83-245

2019 NCAA Championships
Blessings Golf Club
Fayetteville, Ark.
Par-73, 6,379 yards

Team Results

1. Texas	302-294-287-883
2. Duke	305-281-304-890
3. USC	306-289-298-893
4. Arkansas	302-296-302-900
5. Wake Forest	309-299-294-902
6. Arizona	304-294-306-904
7. Stanford	304-300-302-906
8. Auburn	313-295-307-915
9. Illinois	320-296-301-917
9. Purdue	312-294-311-917
11. Florida	321-294-303-918
12. Florida State	321-298-305-924
13. Northwestern	313-294-318-925
14. Arizona State	310-302-314-926
14. Virginia	314-307-305-926
14. Ole Miss	314-297-315-926
17. Kent State	325-308-297-930
18. Washington	311-311-315-937
19. San Jose State	324-302-312-938
20. UCLA	315-308-318-941
21. Indiana	322-313-309-944
22. UCF	321-309-316-945
23. Vanderbilt	319-316-311-946
24. Tennessee	328-311-311-950

Individual Leaders

1. Maria Fassi, Arkansas	72-71-68-211
2. Sierra Brooks, Florida	75-67-73-215
3. Bianca Pagdanganan, Arizona	69-74-74-217

Virginia Results

29. Anna Redding	81-70-76-227
43. Beth Lillie	77-75-78-230
61. Riley Smyth	77-82-74-233
97. Katharine Patrick	79-84-77-240
113. Morgan Gonzales	85-80-79-244

2022 NCAA Championships
Grayhawk Golf Club
Scottsdale, Ariz.
Par-72, 6,340 yards

Team Results

1. Stanford	289-292-283-297-1161
2. Oregon	297-288-288-291-1164
3. Texas A&M	292-297-288-289-1166
4. UCLA	295-291-292-291-1169
5. Auburn	296-290-299-290-1175
6. Florida State	296-295-296-292-1179
7. San Jose State	307-296-285-293-1181
8. Georgia	303-291-298-290-1182

Top 8 teams advance to match play

9. Arizona State	302-290-302-290-1184
10. USC	298-294-300-293-1185
11. LSU	296-291-301-299-1187
12. Purdue	301-299-293-296-1189
13. Texas	305-295-301-289-1190
14. South Carolina	306-300-297-288-1191
15. Virginia	304-299-298-300-1201

Top 15 Teams Advance to Fourth Round


16. Wake Forest	301-304-298-903
17. Mississippi State	299-306-300-905
18. Baylor	301-310-295-906
19. Oklahoma State	307-300-300-907
20. Michigan	301-310-300-911
21. TCU	300-301-311-912
21. Vanderbilt	308-306-300-911
23. Arkansas	307-305-301-913
24. Alabama	298-316-302-916

Individual Leaders

1. Rose Zhang, Stanford	68-70-69-75-282
2. N. Andrea Oon, San Jose State	77-68-70-70-285
2. Jennie Park, Texas A&M	73-72-72-70-287
3. Ingrid Lindblad, LSU	74-70-73-70-285

Virginia Results

9. Beth Lillie	73-69-75-74-291
31. Amanda Sambach	74-76-71-75-296
70. Jennifer Cleary	77-78-76-77-308
na. Riley Smyth	80-76-81-na-nf
na. Rebecca Skoler	na-na-76-74-nf
na. Celeste Valinho	83-82-na-79-nf



Beth Lillie placed ninth at both the 2021 and 2022 NCAA Championships.



2023 NCAA Championships
Grayhawk Golf Club
Scottsdale, Ariz.
Par-72, 6,368 yards

Team Results

- 1. Stanford 288-273-290-282-1133
- 2. Texas 292-276-290-280-1138
- 3. Wake Forest 279-280-299-281-1139
- 4. South Carolina 286-276-302-289-1153
- 5. USC 296-276-290-292-1154
- 6. Florida State 288-286-289-292-1155
- 7. Texas A&M 287-284-298-287-1156
- 8. Pepperdine 295-279-296-290-1160

Top 8 teams advance to match play

- 9. New Mexico 287-288-301-287-1163
- 9. Arizona 292-288-289-294-1163
- 11. SMU 291-295-295-283-1164
- 11. Oklahoma State 280-291-300-293-1164
- 13. Mississippi St. 301-288-291-285-1165
- 14. Georgia 286-299-294-297-1167
- 14. LSU 294-288-295-290-1167

Top 15 Teams Advance to Fourth Round

- 16. San Jose State 292-293-297-882
- 17. Baylor 289-290-304-883
- 18. Michigan State 293-294-298-885
- 18. Duke 288-296-301-885
- 20. TCU 293-295-298-886
- 21. Texas Tech 291-298-301-890
- 22. Northwestern 303-291-298-886
- 22. Oregon State 297-293-302-892
- 24. Clemson 299-287-307-893
- 24. Virginia 298-293-302-893
- 26. Augusta 296-297-303-896
- 27. Vanderbilt 305-292-300-897
- 28. Ole Miss 300-288-310-898
- 29. Tulsa 301-306-307-914
- 30. NC State 305-304-308-917

Individual Leaders

- 1. Rose Zhang, Stanford 68-70-69-75-282
- 2. Lucia Lopez-Ortega, San Jose St. 68-69-71-71-279
- 2. Catherine Park, USC 71-64-71-73-279
- 4. M. Hinson-Tolchard, Okla. St. 66-70-74-70-280

Virginia Results (after 54 holes)

- 54. Amanda Sambach 70-71-79-220
- 89. Rebecca Skoler 76-73-76-225
- 111. Megan Propeck 74-77-77-228
- 113. Celeste Valinho 78-73-78-229
- na. Riley Smyth dnp-76-71
- na. Jennifer Cleary 79-dnp-dnp



Amanda Sambach at the 2023 NCAA Championships



HONORS & AWARDS

NGCA ALL-AMERICANS

- 2005 Leah Wigger - Honorable Mention
- 2006 Leah Wigger - 2nd Team
- 2007 Leah Wigger - 2nd Team
- 2009 Whitney Neuhauser - Honorable Mention
- 2009 Calle Nielson - Honorable Mention
- 2010 Brittany Altomare - Honorable Mention
- 2010 Calle Nielson - Honorable Mention
- 2011 Calle Nielson - Honorable mention
- 2011 Brittany Altomare - 2nd Team
- 2012 Brittany Altomare - 2nd Team
- 2012 Portland Rose - Honorable Mention
- 2013 Brittany Altomare - 1st Team
- 2015 Lauren Diaz-Yi -Honorable Mention
- 2016 Lauren Coughlin - 2nd Team
- Elizabeth Szokol - Honorable Mention
- 2019 Anna Redding - Honorable Mention
- 2021 Beth Lillie - Honorable Mention
- 2022 Amanda Sambach - Honorable Mention
- 2023 Amanda Sambach- 2nd Team

GOLFWEK ALL-AMERICANS

- 2006 Leah Wigger - 2nd Team
- 2007 Leah Wigger - 2nd Team
- 2009 Whitney Neuhauser - 3rd Team
- 2009 Calle Nielson - 3rd Team
- 2009 Jennie Arseneault - Honorable mention
- 2010 Brittany Altomare - 3rd Team
- 2010 Calle Nielson - Honorable Mention
- 2011 Calle Nielson - Honorable Mention
- 2011 Brittany Altomare - 2nd Team
- 2012 Brittany Altomare - 3rd Team
- 2013 Brittany Altomare - 2nd Team
- 2015 Lauren Diaz-Yi -3rd Team
- 2016 Lauren Coughlin -2nd Team
- 2019 Anna Redding - 3rd Team
- 2022 Amanda Sambach - Honorable Mention
- 2023 Amanda Sambach- 1st Team

NGCA COACHING AWARDS

- 2009 Kim Lewellen - East Region
- 2011 Brian Bailie - Assistant Coach of the Year

LPGA COACHING AWARDS

- 2010 Kim Lewellen - East Region
- 2011 Kim Lewellen - East Region
- 2011 Kim Lewellen - National
- 2012 Kim Lewellen - East Region

PALMER CUP TEAM

Amanda Sambach 2023

AUGUSTA NATIONAL WOMEN'S AMATEUR

- Anna Redding 2019
- Amanda Sambach 2021
- Amanda Sambach 2022
- Beth Lillie 2022
- Amanda Sambach 2023
- Jennifer Cleary 2023
- Beth Lillie *2023

* Qualified but did not participate



Calle Nielson



Brittany Altomare



Leah Wigger



Amanda Sambach



ALL-ACC

- 2004 Leah Wigger
- 2005 Leah Wigger
- 2006 Lauren Mielbrecht
Leah Wigger
- 2007 Jennie Arseneault
Leah Wigger
- 2008 Lene Krog
Calle Nielson
- 2009 Jennie Arseneault
Calle Nielson
- 2010 Whitney Neuhauser
Brittany Altomare
Calle Nielson
- 2011 Calle Nielson
Brittany Altomare
- 2012 Brittany Altomare
- 2013 Brittany Altomare
Briana Mao
- 2015 Lauren Diaz-Yi
Briana Mao
- 2016 Lauren Coughlin
- 2018 Beth Lillie
Anna Redding
- 2019 Beth Lillie
Anna Redding
- 2021 Beth Lillie
- 2022 Amanda Sambach
Jennifer Cleary
- 2023 Amanda Sambach
Jennifer Cleary

ACC COACH OF THE YEAR

- 2005 Jan Mann
- 2008 Kim Lewellen
- 2015 Kim Lewellen
- 2016 Kim Lewellen

WCGA SCHOLAR ALL-AMERICANS

- 2004 Lindsay Robinson
Leah Wigger
- 2005 Lindsay Robinson
Leah Wigger
- 2006 Lindsay Robinson
Leah Wigger
- 2007 Leah Wigger
- 2008 Kristen Simpson
- 2009 Kristen Simpson
- 2010 Nicole Agnello
Lauren Greenlief
- 2011 Nicole Agnello
- 2012 Nicole Agnello
Lauren Greenlief
Elizabeth Brightwell
- 2013 Nicole Agnello
Elizabeth Brightwell
- 2014 Elizabeth Brightwell
- 2016 Anna Redding
- 2017 Julia Ford
- 2018 Julia Ford
Beth Lillie
- 2019 Julia Ford, Beth Lillie, Riley Smyth
- 2020 Julia Ford, Beth Lillie, Riley Smyth
Haeley Wotnosky, Virginia Bossi
- 2021 Jennifer Cleary, Beth Lillie, Riley Smyth
Celeste Valinho, Virginia Bossi
- 2022 Beth Lillie, Riley Smyth, Celeste Valinho
Jennifer Cleary
- 2022 Riley Smyth, Rebecca Skoler, Celeste Valinho
Megan Propeck, Jennifer Cleary

ACADEMIC ALL-ACC

- 2004 Ashley Mayo
Kira Mayo
Lindsay Robinson
Sally Shonk
Rachel Smith
Leah Wigger
- 2005 Michele Graham
Kira Mayo
Lindsay Robinson
Sally Shonk
Kristen Simpson
Rachel Smith
Leah Wigger
- 2006 Rachel Smith
Marie Tuitt
Leah Wigger
Whitney Neuhauser
Kristen Simpson
Rachel Smith
Leah Wigger
- 2007 Whitney Neuhauser
Kristen Simpson
Rachel Smith
Leah Wigger
- 2008 Whitney Neuhauser
- 2009 Whitney Neuhauser
Kristen Simpson
- 2010 Nicole Agnello
Lauren Greenlief
Whitney Neuhauser
- 2011 Nicole Agnello
Portland Rosen
- 2012 Elizabeth Brightwell
Lauren Greenlief
Elizabeth Brightwell
Elizabeth Brightwell
- 2013 Elizabeth Brightwell
- 2014 Elizabeth Brightwell
- 2016 Elizabeth Szokol
Anna Redding
Anna Redding
Anna Redding
Beth Lillie
- 2017 Katharine Patrick
- 2018 Anna Redding
Beth Lillie
Katharine Patrick
- 2019 Anna Redding
Beth Lillie
Katharine Patrick
- 2021 Jennifer Cleary, Beth Lillie, Riley Smyth
Celeste Valinho, Virginia Bossi
- 2022 Riley Smyth, Celeste Valinho
Amanda Sambach, Jennifer Cleary
Megan Propeck, Rebecca Skoler



Lene Krog




Jennifer Cleary



LETTERWINNERS



Jennie Arseneault



Lauren Diaz-Yi



Lauren Greenlief

ALL-TIME LETTERWINNERS

(since 2004)

Agnello, Nicole	2010, 11, 12, 13
Altomare, Brittany	2010, 11, 12, 13
Anderson, Lyberty	2015, 17
Arseneault, Jennie	2006, 07, 08, 09
Bae, Ju Hee	2015, 18
Bossi, Virginia	2020, 21, 22
Brightwell, Elizabeth	2012, 13, 14
Cleary Jennifer	2021, 22, 23
Collins, Eleana	2010, 11
Cory, Rachel	2017, 18, 19
Coughlin, Lauren	2013, 14, 15, 16
Dial, Ariana	2015, 16, 17, 18
Diaz-Yi, Lauren	2014, 15, 16, 17
Dole, Evelyn	2014
Edmonson, Melissa	2013
Ford, Julia	2017, 18, 19, 20
Graham, Michele	2004
Gonzales, Morgan	2016, 17, 18, 19
Greenlief, Lauren	2010, 11, 12
Harper, Kate	2018, 19
Hayakawa, Maho	2015, 16, 17, 18
Hershberger, Alexandra	2013, 14, 15, 16

Hodges, Claire	2018, 19, 21
Kim, Joy	2008, 09, 10, 11
Hunnell, Lyndsey	2016, 17, 18
Kolodzik, Sarah	2015, 16, 17, 18
Kraus, Maline	2023
Krog, Lene	2008, 09
Lillie, Beth	2018, 19, 20, 21, 22
Mao, Briana	2012, 13, 14, 15
Mangan, Britney	2021
Martin, Kaira	2013, 14, 15
Merrill, Jessie	2015, 2016
Mielbrecht, Lauren	2005, 06
Neuhauser, Whitney	2007, 09, 10
Nielson, Calle	2008, 09, 10, 11
Patrick, Katharine	2016, 17, 18, 19
Propeck, Megan	2023
Redding, Anna	2016, 17, 18, 19
Robinson, Lindsay	2004, 05, 06
Rosen, Portland	2011, 12, 13, 14
Sambach, Amanda	2022, 23
Shonk, Sally	2004, 05, 06, 07
Simpson, Kristen	2005, 06, 07, 08, 09
Skoler, Rebecca	2021, 22, 23
Sload, Sky	2021

Smith, Rachel	2004, 05, 06, 07
Smyth, Riley	2019, 20, 21, 22, 23
Szokol, Elizabeth	2015, 2016
Truitt, Carly	2007, 08, 10
Valinho, Celeste	2020, 21, 22, 23
Wigger, Leah	2004, 05, 06, 07
Wotnosky, Haelley	2020, 21

ALL-TIME HEAD COACHES

Mann, Jan	2004-07
Kim Lewellen	2007-18
Ria Scott	2018-present

ASSISTANT COACHES

Roudebush, Danielle	2004-05
Ezell, Scott	2004-06
Baillie, Brian	2005-14
Calle Nielson	2014-19
Marissa Majors	2019-23
Annie Collom	2023-present



Joy Kim



Rachel Smith



Elizabeth Szokol



DEAN FAMILY GOLF PERFORMANCE CENTER



Dedicated in the fall of 2018, the \$6.7 million Dean Family Golf Performance Center is the home for Virginia golf. Located on the grounds of Birdwood Golf Course, the massive 14,000 square foot building houses both the men's and women's programs and their coaching staffs and serves as a year-round training facility. The facility is named for Thomas "Tom" Dean, a 1979 graduate of the University.

Visit this site to take a virtual tour of the facility:
<https://wahoowa.net/DeanVirtualTour>

The Dean Family Golf Performance Center features:

- Six heated indoor hitting bays
- Offices for the head and assistant coaches
- Men's and women's player locker rooms and lounges
- Putting studio
- Club repair room
- Workout room
- Conference and meeting spaces
- Nutrition stations
- Two video analysis bays
- Outdoor patio and grill







BIRDWOOD GOLF COURSE



In the summer of 2020, Virginia's Birdwood Golf Course reopened after an extensive 18-month renovation. The UVA Foundation hired Davis Love III of the Love Golf Design team to develop and redesign the course. His plan included building a course that will challenge UVA's golf teams, meet the needs of 21st century golfers and provide a venue to host NCAA championship events. The redesigned Birdwood includes several new holes on 80 acres of previously unused property, redesigned original holes and the elimination of some original holes.

Taking advantage of the landscape to highlight the region's beautiful views of the neighboring Blue Ridge Mountains, Birdwood now features Zoysia fairways and V8 Bent greens.

Set on 573 acres in the foothills of the Blue Ridge Mountains and located approximately two miles from UVA's Rotunda, Birdwood Golf Course originally opened in 1984 and has consistently

been ranked one of the nation's top-25 college courses by Golfweek. Following its reopen, it was rated the No. 7 course for the Commonwealth of Virginia by Golf Magazine. In 2023, GolfDigest rated Birdwood the No. 12 college course in the nation. Golfweek gave it the same ranking in its 2022 review of the country's best college courses.

The project including a relocation of the UVA golf program's Oehmig Short Game Facility, creating a half-acre putting course and an entirely new par-3 short course to help reach a broader range of golfers.

Birdwood resides on the grounds of the spectacular Boar's Head Resort, which boasts 168 luxurious guest rooms along with a state-of-the-art sports club and a world-renowned racquet sports facility.







LEW OEHMIG SHORT-GAME PRACTICE AREA



In the summer of 2020, Virginia's new Lew Oehmig Short Game Facility opened as part of the renovation of Birdwood Golf Course. Its new location is directly adjacent to the Dean Golf Performance Center and more than doubles the size of its previous location at Birdwood.

With four practice greens, multiple hitting locations, targets and a variety of bunkers, it gives Cavalier golfers unlimited opportunities to enhance their games short games.

The facility is named for Lew Oehmig, a member of the Southern Golf Association's Hall of Fame and one of the most established amateur players in the sport's history.

At UVA, Oehmig was a National Intercollegiate co-medalist, as well as a semifinalist at the 1937 NCAA Champi-

onships. He captained the Cavaliers in 1938. He won the Tennessee State Amateur Championship eight times spanning five decades beginning in 1937 and the last in 1971. He was the Tennessee Senior Amateur Champion five times; Tennessee Open Low Amateur two times; a medalist in the Southern Amateur Championship in 1963 and a semifinalist in 1956. As a senior golfer, Oehmig was a finalist in the U. S. Senior Amateur Championship five times - winning in 1972 and 1976. He was the winner of the International Senior Championship in 1976 and served as Captain of the United States Walker Cup Team in 1977. He was elected as Captain of the U. S. World Cup team for 1982-1983.

